

***ARMY TM 9-2355-106-23P**
AIR FORCE TO 36A2-1C-2400-1

TECHNICAL MANUAL
FIELD MAINTENANCE
REPAIR PARTS AND SPECIAL TOOLS LIST
FOR
MINE RESISTANT AMBUSH PROTECTED (MRAP)

M1224
(NSN 2355-01-553-4634) (EIC 1XM)

M1224A1
(NSN 2355-01-561-0281) (EIC 1XF)

SUPERCEDURE NOTICE – *This manual supersedes TM 9-2355-106-24P-1 dated 30 April 2009 and TM 9-2355-106-24P-2 dated 30 April 2009.

This information is furnished upon the condition that it will not be released to another nation without the specific authority of the Department of the Army of the United States, that it will be used for military purposes only, that individual or corporate rights originating in the information, whether patented or not, will be respected, that the recipient will report promptly to the United States, any known or suspected compromise, and that the information will be provided substantially the same degree of security afforded it by the Department of Defense of the United States. Also, regardless of any other markings on the document, it will not be downgraded or declassified without written approval of the originating United States agency.

DISTRIBUTION STATEMENT C – Distribution authorized to U.S. Government Agencies and their contractors only for Specific Authority as determined on 30 November 2011. Other requests for this document shall be referred to US Army TACOM Life Cycle Management Command, ATTN: AMSTA-LCC-MMK, 6501 E. 11 Mile Rd., Warren, MI 48397-5000.

DESTRUCTION NOTICE – Destroy by any method that will prevent disclosure of contents or reconstruction of contents.

HEADQUARTERS, DEPARTMENTS OF THE ARMY AND AIR FORCE

30 NOVEMBER 2011

LIST OF EFFECTIVE PAGES/WORK PACKAGES

NOTE: This manual supersedes TM 9-2355-106-24P-1 dated April 2009 and TM 9-2355-106-24P-2 dated April 2009. Zero in the "Change No." column indicates an original page or work package.

Original 30 November 2011

THE TOTAL NUMBER OF FRONT AND REAR PAGES IS 26 AND THE TOTAL NUMBER OF WORK PACKAGES IS 235 CONSISTING OF THE FOLLOWING

Page/WP No.	Change No.	Page/WP No.	Change No.
Front Cover.....	0	WP 0040 (4 pgs).....	0
i-viii	0	WP 0041 (4 pgs).....	0
Chapter 1 Title Page.....	0	WP 0042 (4 pgs).....	0
Blank.....	0	WP 0043 (4 pgs).....	0
WP 0001 (6 pgs).....	0	WP 0044 (4 pgs).....	0
WP 0002 (4 pgs).....	0	WP 0045 (4 pgs).....	0
WP 0003 (4 pgs).....	0	WP 0046 (4 pgs).....	0
WP 0004 (4 pgs).....	0	WP 0047 (4 pgs).....	0
WP 0005 (4 pgs).....	0	WP 0048 (4 pgs).....	0
WP 0006 (4 pgs).....	0	WP 0049 (4 pgs).....	0
WP 0007 (4 pgs).....	0	WP 0050 (4 pgs).....	0
WP 0008 (4 pgs).....	0	WP 0051 (4 pgs).....	0
WP 0009 (4 pgs).....	0	WP 0052 (4 pgs).....	0
WP 0010 (4 pgs).....	0	WP 0053 (4 pgs).....	0
WP 0011 (4 pgs).....	0	WP 0054 (4 pgs).....	0
WP 0012 (4 pgs).....	0	WP 0055 (4 pgs).....	0
WP 0013 (4 pgs).....	0	WP 0056 (4 pgs).....	0
WP 0014 (4 pgs).....	0	WP 0057 (4 pgs).....	0
WP 0015 (4 pgs).....	0	WP 0058 (4 pgs).....	0
WP 0016 (4 pgs).....	0	WP 0059 (4 pgs).....	0
WP 0017 (4 pgs).....	0	WP 0060 (6 pgs).....	0
WP 0018 (4 pgs).....	0	WP 0061 (4 pgs).....	0
WP 0019 (4 pgs).....	0	WP 0062 (4 pgs).....	0
WP 0020 (4 pgs).....	0	WP 0063 (4 pgs).....	0
WP 0021 (4 pgs).....	0	WP 0064 (4 pgs).....	0
WP 0022 (4 pgs).....	0	WP 0065 (4 pgs).....	0
WP 0023 (4 pgs).....	0	WP 0066 (4 pgs).....	0
WP 0024 (4 pgs).....	0	WP 0067 (4 pgs).....	0
WP 0025 (4 pgs).....	0	WP 0068 (4 pgs).....	0
WP 0026 (4 pgs).....	0	WP 0069 (4 pgs).....	0
WP 0027 (4 pgs).....	0	WP 0070 (4 pgs).....	0
WP 0028 (4 pgs).....	0	WP 0071 (4 pgs).....	0
WP 0029 (4 pgs).....	0	WP 0072 (4 pgs).....	0
WP 0030 (4 pgs).....	0	WP 0073 (4 pgs).....	0
WP 0031 (4 pgs).....	0	WP 0074 (4 pgs).....	0
WP 0032 (4 pgs).....	0	WP 0075 (4 pgs).....	0
WP 0033 (4 pgs).....	0	WP 0076 (4 pgs).....	0
WP 0034 (4 pgs).....	0	WP 0077 (4 pgs).....	0
WP 0035 (4 pgs).....	0	WP 0078 (6 pgs).....	0
WP 0036 (4 pgs).....	0	WP 0079 (4 pgs).....	0
WP 0037 (4 pgs).....	0	WP 0080 (4 pgs).....	0
WP 0038 (4 pgs).....	0	WP 0081 (4 pgs).....	0
WP 0039 (4 pgs).....	0	WP 0082 (4 pgs).....	0

LIST OF EFFECTIVE PAGES/WORK PACKAGES

WP 0083 (4 pgs).....	0	WP 0136 (6 pgs).....	0
WP 0084 (4 pgs).....	0	WP 0137 (4 pgs).....	0
WP 0085 (4 pgs).....	0	WP 0138 (4 pgs).....	0
WP 0086 (4 pgs).....	0	WP 0139 (4 pgs).....	0
WP 0087 (4 pgs).....	0	WP 0140 (4 pgs).....	0
WP 0088 (4 pgs).....	0	WP 0141 (4 pgs).....	0
WP 0089 (4 pgs).....	0	WP 0142 (4 pgs).....	0
WP 0090 (4 pgs).....	0	WP 0143 (4 pgs).....	0
WP 0091 (4 pgs).....	0	WP 0144 (4 pgs).....	0
WP 0092 (4 pgs).....	0	WP 0145 (4 pgs).....	0
WP 0093 (4 pgs).....	0	WP 0146 (4 pgs).....	0
WP 0094 (4 pgs).....	0	WP 0147 (4 pgs).....	0
WP 0095 (4 pgs).....	0	WP 0148 (4 pgs).....	0
WP 0096 (4 pgs).....	0	WP 0149 (4 pgs).....	0
WP 0097 (4 pgs).....	0	WP 0150 (6 pgs).....	0
WP 0098 (6 pgs).....	0	WP 0151 (4 pgs).....	0
WP 0099 (4 pgs).....	0	WP 0152 (4 pgs).....	0
WP 0100 (4 pgs).....	0	WP 0153 (4 pgs).....	0
WP 0101 (4 pgs).....	0	WP 0154 (4 pgs).....	0
WP 0102 (4 pgs).....	0	WP 0155 (4 pgs).....	0
WP 0103 (4 pgs).....	0	WP 0156 (4 pgs).....	0
WP 0104 (6 pgs).....	0	WP 0157 (4 pgs).....	0
WP 0105 (4 pgs).....	0	WP 0158 (4 pgs).....	0
WP 0106 (4 pgs).....	0	WP 0159 (6 pgs).....	0
WP 0107 (4 pgs).....	0	WP 0160 (4 pgs).....	0
WP 0108 (4 pgs).....	0	WP 0161 (4 pgs).....	0
WP 0109 (6 pgs).....	0	WP 0162 (4 pgs).....	0
WP 0110 (6 pgs).....	0	WP 0163 (8 pgs).....	0
WP 0111 (4 pgs).....	0	WP 0164 (4 pgs).....	0
WP 0112 (4 pgs).....	0	WP 0165 (4 pgs).....	0
WP 0113 (4 pgs).....	0	WP 0166 (4 pgs).....	0
WP 0114 (4 pgs).....	0	WP 0167 (4 pgs).....	0
WP 0115 (6 pgs).....	0	WP 0168 (4 pgs).....	0
WP 0116 (4 pgs).....	0	WP 0169 (4 pgs).....	0
WP 0117 (4 pgs).....	0	WP 0170 (8 pgs).....	0
WP 0118 (4 pgs).....	0	WP 0171 (4 pgs).....	0
WP 0119 (6 pgs).....	0	WP 0172 (4 pgs).....	0
WP 0120 (6 pgs).....	0	WP 0173 (4 pgs).....	0
WP 0121 (4 pgs).....	0	WP 0174 (4 pgs).....	0
WP 0122 (4 pgs).....	0	WP 0175 (4 pgs).....	0
WP 0123 (4 pgs).....	0	WP 0176 (4 pgs).....	0
WP 0124 (4 pgs).....	0	WP 0177 (4 pgs).....	0
WP 0125 (4 pgs).....	0	WP 0178 (4 pgs).....	0
WP 0126 (4 pgs).....	0	WP 0179 (4 pgs).....	0
WP 0127 (4 pgs).....	0	WP 0180 (4 pgs).....	0
WP 0128 (4 pgs).....	0	WP 0181 (4 pgs).....	0
WP 0129 (4 pgs).....	0	WP 0182 (4 pgs).....	0
WP 0130 (4 pgs).....	0	WP 0183 (4 pgs).....	0
WP 0131 (4 pgs).....	0	WP 0184 (4 pgs).....	0
WP 0132 (4 pgs).....	0	WP 0185 (4 pgs).....	0
WP 0133 (4 pgs).....	0	WP 0186 (4 pgs).....	0
WP 0134 (4 pgs).....	0	WP 0187 (4 pgs).....	0
WP 0135 (4 pgs).....	0	WP 0188 (4 pgs).....	0

LIST OF EFFECTIVE PAGES/WORK PACKAGES

WP 0189 (4 pgs).....	0	WP 0214 (4 pgs).....	0
WP 0190 (4 pgs).....	0	WP 0215 (4 pgs).....	0
WP 0191 (4 pgs).....	0	WP 0216 (4 pgs).....	0
WP 0192 (4 pgs).....	0	WP 0217 (6 pgs).....	0
WP 0193 (4 pgs).....	0	WP 0218 (4 pgs).....	0
WP 0194 (4 pgs).....	0	WP 0219 (4 pgs).....	0
WP 0195 (6 pgs).....	0	WP 0220 (4 pgs).....	0
WP 0196 (4 pgs).....	0	WP 0221 (4 pgs).....	0
WP 0197 (6 pgs).....	0	WP 0222 (4 pgs).....	0
WP 0198 (4 pgs).....	0	WP 0223 (4 pgs).....	0
WP 0199 (4 pgs).....	0	WP 0224 (4 pgs).....	0
WP 0200 (4 pgs).....	0	WP 0225 (4 pgs).....	0
WP 0201 (4 pgs).....	0	WP 0226 (4 pgs).....	0
WP 0202 (4 pgs).....	0	WP 0227 (4 pgs).....	0
WP 0203 (4 pgs).....	0	WP 0228 (4 pgs).....	0
WP 0204 (4 pgs).....	0	WP 0229 (6 pgs).....	0
WP 0205 (4 pgs).....	0	WP 0230 (4 pgs).....	0
WP 0206 (4 pgs).....	0	WP 0231 (4 pgs).....	0
WP 0207 (6 pgs).....	0	WP 0232 (10 pgs).....	0
WP 0208 (8 pgs).....	0	WP 0233 (2 pgs).....	0
WP 0209 (4 pgs).....	0	WP 0234 (36 pgs).....	0
WP 0210 (4 pgs).....	0	WP 0235 (44 pgs).....	0
WP 0211 (4 pgs).....	0	Inside back cover.....	0
WP 0212 (4 pgs).....	0	Back cover.....	0
WP 0213 (6 pgs).....	0		

HEADQUARTERS, DEPARTMENTS OF THE ARMY AND AIR FORCE
WASHINGTON, DC, 30 NOVEMBER 2011

TECHNICAL MANUAL

FIELD MAINTENANCE

REPAIR PARTS AND SPECIAL TOOLS LIST
FOR

MINE RESISTANT AMBUSH PROTECTED (MRAP)

M1224

(NSN 2355-01-553-4634) (EIC 1XM)

M1224A1

(NSN 2355-01-561-0281) (EIC 1XF)

REPORTING ERRORS AND RECOMMENDING IMPROVEMENTS

You can help improve this manual. If you find any mistakes or if you know of a way to improve the procedures, please let us know. Service should be submitted as follows:

(A) Army - You can help improve this publication. If you find any errors, or if you would like to recommend any improvements to the procedures in this publication, please let us know. The preferred method is to submit your DA Form 2028 (Recommended Changes to Publications and Blank Forms) through the Internet on the TACOM Unique Logistics Support Applications (TULSA) Web site. The Internet address is <https://tulsa.tacom.army.mil>. Access to all applications requires CAC authentication, and you must complete the Access Request form the first time you use it. The DA Form 2028 is located under the TULSA Applications on the left-hand navigation bar. Fill out the form and click on SUBMIT. Using this form on the TULSA Web site will enable us to respond more quickly to your comments and to better manage the DA Form 2028 program. You may also mail, e-mail, or fax your comments or DA Form 2028 directly to the U.S. Army TACOM Life Cycle Management Command. The postal mail address is U.S. Army TACOM Life Cycle Management Command, ATTN: AMSTA-LCL-MPP/ TECH PUBS, MS 727, 6501 E. 11 Mile Road, Warren, MI 48397-5000. The e-mail address is tacomlcmc.daform2028@us.army.mil. The fax number is DSN 786-1856 or Commercial (586) 282-1856. A reply will be furnished to you

REPORTING ERRORS AND RECOMMENDING IMPROVEMENTS

(F) Air Force - By Air Force AFTO Form 22 directly to Warner Robins, Tech Data Home office, 584 CBSS/GBHDE, 480 Richard Ray Blvd Ste 200, Robins AFB GA 31098-1640. You may also send in your recommended changes via electronic mail or by fax. Our fax number is DSN 472-3104 or Commercial (478) 222-3104. Our e-mail address is Robins.TDHO@robins.af.mil. Refer to Chapter 9 of the Air Force Technical Order 00-5-1 for guidance.

CURRENT AS OF 30 NOVEMBER 2011

SUPERCEDURE NOTICE – *This manual supersedes TM 9-2355-106-24P-1 dated 30 April 2009 and TM 9-2355-106-24P-2 dated 30 April 2009.

This information is furnished upon the condition that it will not be released to another nation without the specific authority of the Department of the Army of the United States, that it will be used for military purposes only, that individual or corporate rights originating in the information, whether patented or not, will be respected, that the recipient will report promptly to the United States, any known or suspected compromise, and that the information will be provided substantially the same degree of security afforded it by the Department of Defense of the United States. Also, regardless of any other markings on the document, it will not be downgraded or declassified without written approval of the originating United States agency.

DISTRIBUTION STATEMENT C – Distribution authorized to U.S. Government Agencies and their contractors only for Specific Authority as determined on 30 November 2011. Other requests for this document shall be referred to U.S. Army TACOM Life Cycle Management Command, ATTN: AMSTA-LCC-MMK, 6501 E. 11 Mile Rd., Warren, MI 48397-5000.

DESTRUCTION NOTICE – Destroy by any method that will prevent disclosure of contents or reconstruction of contents.

TABLE OF CONTENTS

	Page No.
	<u>WP Sequence No.</u>
Introduction	WP 0001
GROUP 0100 Engine Assembly	WP 0002
GROUP 0100 Front Engine Mount	WP 0003
GROUP 0100 Rear Engine Mount	WP 0004
GROUP 0101 Cylinder Head	WP 0005
GROUP 0102 Vibration Damper	WP 0006
GROUP 0102 Crankshaft Oil Seal	WP 0007
GROUP 0103 Flywheel	WP 0008
GROUP 0105 Front Cover.	WP 0009
GROUP 0105 Valve Cover	WP 0010
GROUP 0105 Rocker Arm.	WP 0011
GROUP 0106 Oil Level Gauge	WP 0012
GROUP 0106 Breather Tube	WP 0013
GROUP 0106 Oil Cooler	WP 0014
GROUP 0106 Oil Pan.	WP 0015
GROUP 0106 Oil Pump Unit.	WP 0016
GROUP 0108 Exhaust Manifold	WP 0017
GROUP 0109 Accessory Drive	WP 0018
GROUP 0112 Engine Exhaust Brake	WP 0019
GROUP 0301 Fuel Injector	WP 0020
GROUP 0301 Oil/Fuel Manifold	WP 0021
GROUP 0302 High-Pressure Injector Pump	WP 0022
GROUP 0302 Fuel Filter Header	WP 0023
GROUP 0304 Air Cleaner And Air Cleaner Mounting	WP 0024
GROUP 0305 Turbocharger Assembly	WP 0025
GROUP 0305 Charge Air Cooler, Hose, And Pipe	WP 0026
GROUP 0306 Fuel Tank Assembly	WP 0027
GROUP 0306 Fuel Tank Mounting	WP 0028
GROUP 0306 Fuel Hoses And Fittings	WP 0029
GROUP 0309 Fuel Filter, Strainer, And Lines	WP 0030
GROUP 0309 Fuel/Water Separator Assembly	WP 0031
GROUP 0311 Engine Cold Start Mounting And Hosing	WP 0032
GROUP 0401 Exhaust	WP 0033
GROUP 0501 Radiator Assembly	WP 0034
GROUP 0502 Radiator Fan Shroud	WP 0035
GROUP 0503 Thermostat Assembly And Water Inlet Elbow	WP 0036
GROUP 0503 Cooling Hose And Pipe Installation	WP 0037
GROUP 0504 Water Pump	WP 0038
GROUP 0505 Fan And Fan Drive	WP 0039
GROUP 0601 Alternator	WP 0040

TABLE OF CONTENTS – (Continued)

	Page No.
	<u>WP Sequence No.</u>
GROUP 0603 Starter Motor	WP 0041
GROUP 0607 Instrument Panel Cluster Gauges	WP 0042
GROUP 0607 Instrument Panel Cluster Right Side Warning Lights	WP 0043
GROUP 0607 Instrument Panel Left Side Switches	WP 0044
GROUP 0607 Center Panel Switches	WP 0045
GROUP 0607 Instrument Panel, Keyless Ignition Switch	WP 0046
GROUP 0607 Center Panel, Gauge Display Housing And Switches	WP 0047
GROUP 0607 Right Side Mirror Remote Control Switch Wiring Harness	WP 0048
GROUP 0607 Left Side Mirror Remote Control Switch Wiring Harness	WP 0049
GROUP 0608 Antilock Brake System (ABS) Blink Code Switch And Receptacle Cap	WP 0050
GROUP 0608 Steering Wheel Switches	WP 0051
GROUP 0608 Circuit Breakers, Fuses, And Relays	WP 0052
GROUP 0608 Instrument Panel With Harness	WP 0053
GROUP 0608 Turn Signal Switch And Driver Control Module (DCM) Harness W/Air Brakes	WP 0054
GROUP 0608 110V Cover, Outlet, And Box	WP 0055
GROUP 0608 Electronic Wiring And Electronic Control Module (ECM)	WP 0056
GROUP 0608 A/C Condenser Fan Motor Relays	WP 0057
GROUP 0608 Power Distribution Center	WP 0058
GROUP 0608 Engine Harness	WP 0059
GROUP 0608 Converter/Equalizer, 12/24V Disconnect, Winch Megafuse, And Cables	WP 0060
GROUP 0608 24V DC Power Inverter.	WP 0061
GROUP 0608 Electronic System Controller	WP 0062
GROUP 0608 Antilock Brake System (ABS) Control Module	WP 0063
GROUP 0609 Interior Lights	WP 0064
GROUP 0609 Exterior Front Lights	WP 0065
GROUP 0609 Hood Lights	WP 0066
GROUP 0609 Exterior Rear Lights	WP 0067
GROUP 0610 Electronic Sensors	WP 0068
GROUP 0610 Injection Pressure Regulator	WP 0069
GROUP 0610 Accelerator Pedal	WP 0070
GROUP 0610 Barometric Pressure Sensor	WP 0071
GROUP 0610 Intake Air Temperature Sensor	WP 0072
GROUP 0610 Fuel Sending Unit	WP 0073
GROUP 0610 Water Sensor Probe	WP 0074
GROUP 0610 Transfer Case Mode Switch And Speed Sensor	WP 0075
GROUP 0611 Horns	WP 0076
GROUP 0611 Horn Steering Wheel Cap.	WP 0077
GROUP 0612 Battery Box Cables	WP 0078
GROUP 0612 Battery Box Hardware	WP 0079

TABLE OF CONTENTS – (Continued)

	Page No.
	<u>WP Sequence No.</u>
GROUP 0613 NATO Jump Start Connector	WP 0080
GROUP 0613 Underhood Fuse Holder	WP 0081
GROUP 0613 Underhood 24V Junction Block	WP 0082
GROUP 0613 Forward Chassis Wiring Harness	WP 0083
GROUP 0613 Center Chassis Wiring Harness	WP 0084
GROUP 0613 Rear Chassis Wiring Harness	WP 0085
GROUP 0613 Front Trailer Harness	WP 0086
GROUP 0613 Rear Trailer Harness	WP 0087
GROUP 0613 Rear Door Ramp Hydraulic System Wiring	WP 0088
GROUP 0613 110 Volt Outlet Harness	WP 0089
GROUP 0613 Body Electrical	WP 0090
GROUP 0618 Inverter Cables And Disconnect	WP 0091
GROUP 0705 Driver Shift Control	WP 0092
GROUP 0710 Transmission Mounting.	WP 0093
GROUP 0721 Transmission Output And Input Speed Sensors	WP 0094
GROUP 0721 Transmission Oil Cooler Hoses	WP 0095
GROUP 0721 Transmission Filters	WP 0096
GROUP 0721 Transmission Fill/Dipstick Tube	WP 0097
GROUP 0801 Transfer Case Assembly	WP 0098
GROUP 0803 Transfer Case Air Lines And 4-Pack Solenoid Module	WP 0099
GROUP 0804 Transfer Case Oil Cooler And Hoses	WP 0100
GROUP 0900 Propeller Shafts	WP 0101
GROUP 0900 Transmission-to-Transfer Case Propeller Shaft	WP 0102
GROUP 1000 Front Axle Assembly	WP 0103
GROUP 1000 Front Axle	WP 0104
GROUP 1004 Steering Mechanism	WP 0105
GROUP 1100 Rear Axle Assembly	WP 0106
GROUP 1100 Rear Axle.	WP 0107
GROUP 1202 Front Brakes	WP 0108
GROUP 1202 Rear Brakes	WP 0109
GROUP 1208 Air Tanks	WP 0110
GROUP 1208 Brake Pedal	WP 0111
GROUP 1208 Hand Brake Control Valves, And Lines	WP 0112
GROUP 1208 Front Brake Valves And Hoses	WP 0113
GROUP 1208 Rear Brake Hoses.	WP 0114
GROUP 1208 Rear Brake Valves.	WP 0115
GROUP 1208 Air Hose Fitting	WP 0116
GROUP 1208 Front Brakes Air Chamber	WP 0117
GROUP 1208 Rear Brakes Air Chamber	WP 0118
GROUP 1208 Air Dryer	WP 0119

TABLE OF CONTENTS – (Continued)

	Page No.
	<u>WP Sequence No.</u>
GROUP 1208 Center Air Harness And Clips	WP 0120
GROUP 1209 Air Compressor Governor Hardware	WP 0121
GROUP 1209 Air Compressor	WP 0122
GROUP 1211 Gladhands	WP 0123
GROUP 1211 Trailer Brake Hand Control Valve	WP 0124
GROUP 1311 Wheel Assembly	WP 0125
GROUP 1401 Tie Rod	WP 0126
GROUP 1401 Wheel, Column, And Intermediate Shaft	WP 0127
GROUP 1401 Pitman Arm	WP 0128
GROUP 1407 Power Steering Gear Assembly	WP 0129
GROUP 1410 Power Steering Pump	WP 0130
GROUP 1411 Power Steering Hoses	WP 0131
GROUP 1413 Power Steering Reservoir	WP 0132
GROUP 1501 Bumper	WP 0133
GROUP 1501 Front Frame Crossmember	WP 0134
GROUP 1501 Engine Crossmember	WP 0135
GROUP 1501 Radiator Support	WP 0136
GROUP 1501 Rear Crossmembers	WP 0137
GROUP 1501 Rear Frame Crossmember	WP 0138
GROUP 1503 Rear Tow Kit	WP 0139
GROUP 1503 Front Towing Eye	WP 0140
GROUP 1601 Front Suspension Mounting	WP 0141
GROUP 1601 Rear Suspension Mounting	WP 0142
GROUP 1601 Rear Suspension	WP 0143
GROUP 1601 Front Axle - Suspension	WP 0144
GROUP 1604 Front Shock Absorbers	WP 0145
GROUP 1801 Storage Bin Box	WP 0146
GROUP 1801 Cross Vehicle Equipment Bracket	WP 0147
GROUP 1801 Steering Column Base And Steering Column Covers.	WP 0148
GROUP 1801 Grille Assembly	WP 0149
GROUP 1801 Hood Assembly	WP 0150
GROUP 1801 Driver Control Main Carrier Assembly	WP 0151
GROUP 1801 Passenger Instrument Panel (IP) Closeout Panel	WP 0152
GROUP 1801 Jerry Cans Bracket	WP 0153
GROUP 1801 Roof Exterior Body Armor	WP 0154
GROUP 1801 Inner Roof Assembly.	WP 0155
GROUP 1801 Gunner Hatch Assembly	WP 0156
GROUP 1801 Escape Hatch Assembly	WP 0157
GROUP 1801 Gun Ports	WP 0158

TABLE OF CONTENTS – (Continued)

	Page No.
	<u>WP Sequence No.</u>
GROUP 1801 Belly Deflector	WP 0159
GROUP 1801 Engine Armor Plate Bracket	WP 0160
GROUP 1801 Right Side Cabin Door Assembly	WP 0161
GROUP 1801 Right Side Door Hinge Assembly	WP 0162
GROUP 1801 Right Inner Cabin Door Assembly	WP 0163
GROUP 1801 Right Door Actuator Assembly	WP 0164
GROUP 1801 Right Combat Lock Assembly	WP 0165
GROUP 1801 Right Door Handle Assembly	WP 0166
GROUP 1801 Right Cabin Door Trim	WP 0167
GROUP 1801 Left Side Cabin Door Assembly	WP 0168
GROUP 1801 Left Side Door Hinge Assembly	WP 0169
GROUP 1801 Left Inner Cabin Door Assembly	WP 0170
GROUP 1801 Left Door Actuator Assembly	WP 0171
GROUP 1801 Left Combat Lock Assembly	WP 0172
GROUP 1801 Left Door Handle Assembly	WP 0173
GROUP 1801 Left Cabin Door Trim	WP 0174
GROUP 1801 Cabin Door Striker And Stop	WP 0175
GROUP 1801 Right Side Exterior Body Armor	WP 0176
GROUP 1801 Left Side Exterior Body Armor	WP 0177
GROUP 1801 Rear Wall Assembly	WP 0178
GROUP 1801 Rear Door Ramp Assembly	WP 0179
GROUP 1801 Rear Door Ramp Lock Assembly	WP 0180
GROUP 1801 Front Protection	WP 0181
GROUP 1801 Flat Back Cowl Assembly And Driver Control Module (DCM) Cover	WP 0182
GROUP 1801 Dash To Side Panel And Door Braces	WP 0183
GROUP 1801 Flat Back Cowl Side Panel And Low Floor Panel	WP 0184
GROUP 1801 Flat Back Cowl Top, Underbody, And Dash Panel	WP 0185
GROUP 1801 Flat Back Cowl Seal	WP 0186
GROUP 1802 Window Armor Glass	WP 0187
GROUP 1802 Steps And Brackets	WP 0188
GROUP 1802 Fender Extension	WP 0189
GROUP 1805 Floor Panels	WP 0190
GROUP 1806 Passenger Suspension Seat Assembly	WP 0191
GROUP 1806 Crew Suspension Seat Assembly	WP 0192
GROUP 1806 Driver Suspension Seat Assembly	WP 0193
GROUP 1806 Interior Window Trim	WP 0194
GROUP 1808 Gunner Platform And Communications Rack	WP 0195
GROUP 1808 Gunner Platform (Retrofit Kit)	WP 0196
GROUP 1808 SPAWAR Integration (Supports, Brackets)	WP 0197

TABLE OF CONTENTS – (Continued)

	Page No.
	<u>WP Sequence No.</u>
GROUP 1808 Right Front Storage Box	WP 0198
GROUP 1808 Right Rear Storage Box	WP 0199
GROUP 1808 Left Front Storage Box	WP 0200
GROUP 1808 Left Rear Storage Box	WP 0201
GROUP 2001 Winch Assembly	WP 0202
GROUP 2202 Casualty Evacuation (Casevac) Equipment	WP 0203
GROUP 2202 Right Side Door Mounted Mirror	WP 0204
GROUP 2202 Left Side Door Mounted Mirror	WP 0205
GROUP 2202 Windshield Wiper System	WP 0206
GROUP 2210 Decals	WP 0207
GROUP 2401 Rear Door Ramp Hydraulic System	WP 0208
GROUP 2406 Hydraulic Hoses.	WP 0209
GROUP 3401 Turret Effects (Riser).	WP 0210
GROUP 3402 Rifle Racks	WP 0211
GROUP 5200 Air Conditioning Compressor Mounting	WP 0212
GROUP 5217 Heating Ventilating And Air Conditioning (HVAC) Lines And Hoses	WP 0213
GROUP 5217 Life Support System (LSS) Interior Hoses	WP 0214
GROUP 5221 Air Conditioning (A/C) Filter	WP 0215
GROUP 5243 Air Conditioning (A/C) Condenser	WP 0216
GROUP 5247 Three-Way Valve And Exterior Coolant Hoses	WP 0217
GROUP 5247 Fuel Fired Heater	WP 0218
GROUP 5247 Fuel Fired Heater Fuel Pump And Supply Hoses	WP 0219
GROUP 5247 Fuel Fired Heater Timer Control	WP 0220
GROUP 7639 Fire Suppression - Controls	WP 0221
GROUP 7639 Fire Suppression - Fuel Tank Zone	WP 0222
GROUP 7639 Fire Suppression - Cabin Zone	WP 0223
GROUP 7639 Fire Suppression - Tire Zone	WP 0224
GROUP 7639 Fire Suppression - Engine Compartment Zone	WP 0225
GROUP 9110 Life Support System (LSS) Air Ducts	WP 0226
GROUP 9110 Fresh Air Flange.	WP 0227
GROUP 9110 Relief Valve.	WP 0228
GROUP 9111 Nuclear Biological And Chemical (NBC) And Heating Ventilating And Air Conditioning (HVAC) System	WP 0229
GROUP 9112 Life Support System (LSS) Heating Ventilating And Air Conditioning (HVAC) Climate Control Unit (CCU) And Operating Panel	WP 0230
GROUP 9112 Life Support System (LSS) Heating Ventilating And Air Conditioning (HVAC) Electrical Harness.	WP 0231
GROUP 2604 Special Tools	WP 0232
GROUP 9501 Bulk Material	WP 0233
National Stock Number Index.	WP 0234
Part Number Index.	WP 0235

CHAPTER 1
REPAIR PARTS LIST
FOR
MINE RESISTANT AMBUSH PROTECTED (MRAP)

FIELD MAINTENANCE

INTRODUCTION

SCOPE

This RPSTL lists and authorizes spares and repair parts; special tools; special test, measurement, and diagnostic equipment (TMDE); and other special support equipment required for performance of maintenance of the MRAP vehicle. It authorizes the requisitioning, issue, and disposition of spares, repair parts, and special tools as indicated by the source, maintenance, and recoverability (SMR) codes.

GENERAL

In addition to the Introduction work package, this RPSTL is divided into the following work packages.

1. Repair Parts List Work Packages. Work packages containing lists of spares and repair parts authorized by this RPSTL for use in the performance of maintenance on the following Mine Resistant Ambush Protected (MRAP) vehicles: M1224 and M1224A1. These work packages also include parts which must be removed for replacement of the authorized parts. Parts lists are composed of functional groups in ascending alphanumeric sequence, with the parts in each group listed in ascending figure and item number sequence. Sending units, brackets, filters, and bolts are listed with the component they mount on. Bulk materials are listed in a work package following all other parts list work packages in the manual. Repair parts kits are listed at the end of individual work packages. Repair parts for reparable special tools are also listed in a separate work package. Items listed are shown on the associated illustrations

2. Special Tools List Work Packages. Work packages containing lists of special tools, special TMDE, and special support equipment authorized by this RPSTL (as indicated by Basis of Issue (BOI) information in the DESCRIPTION AND USABLE ON CODE (UOC) column). Tools that are components of common tool sets and/or Class VII are not listed.

3. Cross-Reference Indexes Work Packages. There are two cross-reference indexes work packages in this RPSTL: the National Stock Number (NSN) Index work package, and the Part Number (P/N) Index work package. The National Stock Number Index work package refers you to the figure and item number. The Part Number Index work package refers you to the figure and item number.

EXPLANATION OF COLUMNS IN THE REPAIR PARTS LIST AND SPECIAL TOOLS LIST WORK PACKAGES

ITEM NO. (Column (1)). Indicates the number used to identify items called out in the illustration.

SMR CODE (Column (2)). The SMR code containing supply/requisitioning information, maintenance level authorization criteria, and disposition instruction, as shown in the following breakout. This entry may be subdivided into 4 subentries, one for each service.

Table 1. SMR Code Explanation.

Source Code <u>XX</u>	Maintenance Code <u>XX</u>	Recoverability Code <u>X</u>
1st two positions: How to get an item.	3rd position: Who can install, replace, or use the item.	4th position: Who can do complete repair* on the item.
		5th position: Who determines disposition action on unserviceable items.

*Complete Repair: Maintenance capacity, capability, and authority to perform all corrective maintenance tasks of the "Repair" function in a use/user environment in order to restore serviceability to a failed item.

Source Code. The source code tells you how you get an item needed for maintenance, repair, or overhaul of an end item/equipment. Explanations of source codes follow:

INTRODUCTION - (CONTINUED)

Source Code

PA
PB
PC

Application/Explanation**NOTE**

Items coded PC are subject to deterioration.

PD
PE
PF
PG
PH
PR
PZ

Stock items; use the applicable NSN to requisition/request items with these source codes. They are authorized to the level indicated by the code entered in the third position of the SMR code.

KD
KF
KB

Items with these codes are not to be requested/requisitioned individually. They are part of a kit which is authorized to the maintenance level indicated in the third position of the SMR code. The complete kit must be requisitioned and applied.

MF-Made at field
MH-Made at below depot/sustainment level
ML-Made at SRAA
MD-Made at depot
MG-Navy only

Items with these codes are not to be requisitioned/requested individually. They must be made from bulk material which is identified by the part number in the DESCRIPTION AND USABLE ON CODE (UOC) column and listed in the bulk material group work package of the RPSTL. If the item is authorized to you by the third position code of the SMR code, but the source code indicates it is made at higher level, order the item from the higher level of maintenance.

AF-Assembled by field
AH-Assembled by below depot sustainment level
AL-Assembled by SRA
AD-Assembled by depot
AG-Navy only

Items with these codes are not to be requested/requisitioned individually. The parts that make up the assembled item must be requisitioned or fabricated and assembled at the level of maintenance indicated by the source code. If the third position of the SMR code authorizes you to replace the item, but the source code indicates the item is assembled at a higher level, order the item from the higher level of maintenance.

XA
XB
XC
XD

Do not requisition an "XA" coded item. Order the next higher assembly. (Refer to NOTE below.)
If an item is not available from salvage, order it using the CAGEC and part number.
Installation drawings, diagrams, instruction sheets, field service drawings; identified by manufacturer's part number.
Item is not stocked. Order an XD-coded item through local purchase or normal supply channels using the CAGEC and part number given, if no NSN is available.

INTRODUCTION - (CONTINUED)**NOTE**

Cannibalization or controlled exchange, when authorized, may be used as a source of supply for items with the above source codes except for those items source coded "XA" or those aircraft support items restricted by requirements of AR 750-1.

Maintenance Code. Maintenance codes tell you the level(s) of maintenance authorized to use and repair support items. The maintenance codes are entered in the third and fourth positions of the SMR code as follows:

Third Position. The maintenance code entered in the third position tells you the lowest maintenance level authorized to remove, replace, and use an item. The maintenance code entered in the third position will indicate authorization to the following levels of maintenance:

<u>Maintenance Code</u>	<u>Application/Explanation</u>
F -	Field maintenance can remove, replace, and use the item.
H -	Below Depot Sustainment maintenance can remove, replace, and use the item.
L -	Specialized repair activity can remove, replace, and use the item.
G -	Afloat and ashore intermediate maintenance can remove, replace, and use the item (Navy only).
K -	Contractor facility can remove, replace, and use the item.
Z -	Item is not authorized to be removed, replaced, or used at any maintenance level.
D -	Depot can remove, replace, and use the item.

*NOTE - Army may use C in the third position. However, for joint service publications, Army will use O.

Fourth Position. The maintenance code entered in the fourth position tells you whether or not the item is to be repaired and identifies the lowest maintenance level with the capability to do complete repair (perform all authorized repair functions).

NOTE

Some limited repair may be done on the item at a lower level of maintenance, if authorized by the Maintenance Allocation Chart (MAC) and SMR codes.

<u>Maintenance Code</u>	<u>Application/Explanation</u>
F -	Field is the lowest level that can do complete repair of the item.
H -	Below Depot Sustainment is the lowest level that can do complete repair of the item.
L -	Specialized repair activity (enter specialized repair activity or TASMG designator) is the lowest level that can do complete repair of the item.
D -	Depot is the lowest level that can do complete repair of the item.
G -	Both afloat and ashore intermediate levels are capable of complete repair of item. (Navy only)
K -	Complete repair is done at contractor facility.
Z -	Nonreparable. No repair is authorized.
B-	No repair is authorized. No parts or special tools are authorized for maintenance of "B" coded item. However, the item may be reconditioned by adjusting, lubricating, etc., at the user level.

INTRODUCTION - (CONTINUED)

Recoverability Code. Recoverability codes are assigned to items to indicate the disposition action on unserviceable items. The recoverability code is shown in the fifth position of the SMR code as follows:

<u>Recoverability Code</u>	<u>Application/Explanation</u>
Z -	Nonreparable item. When unserviceable, condemn and dispose of the item at the level of maintenance shown in the third position of the SMR code.
F -	Reparable item. When uneconomically repairable, condemn and dispose of the item at the field level.
H -	Reparable item. When uneconomically repairable, condemn and dispose of the item at the below depot sustainment level.
D -	Reparable item. When beyond lower level repair capability, return to depot. Condemnation and disposal of item are not authorized below depot level.
L -	Reparable item. Condemnation and disposal not authorized below Specialized Repair Activity (SRA).
A -	Item requires special handling or condemnation procedures because of specific reasons (such as precious metal content, high dollar value, critical material, or hazardous material). Refer to appropriate manuals/directives for specific instructions.
G -	Field level repairable item. Condemn and dispose at either afloat or ashore intermediate levels. (Navy only)
K -	Reparable item. Condemnation and disposal to be performed at contractor facility.

NSN (Column (3)). The NSN for the item is listed in this column.

CAGEC (Column (4)). The Commercial and Government Entity Code (CAGEC) is a five-digit code which is used to identify the manufacturer, distributor, or Government agency/activity that supplies the item.

PART NUMBER (Column (5)). Indicates the primary number used by the manufacturer (individual, company, firm, corporation, or Government activity), which controls the design and characteristics of the item by means of its engineering drawings, specifications, standards, and inspection requirements to identify an item or range of items.

NOTE

When you use an NSN to requisition an item, the item you receive may have a different part number from the number listed.

DESCRIPTION AND USABLE ON CODE (UOC) (Column (6)). This column includes the following information:

1. The federal item name, and when required, a minimum description to identify the item.
2. Part numbers of bulk materials are referenced in this column in the line entry to be manufactured or fabricated.
3. Hardness Critical Item (HCI). A support item that provides the equipment with special protection from electromagnetic pulse (EMP) damage during a nuclear attack.
4. The statement END OF FIGURE appears just below the last item description in column (6) for a given figure in both the repair parts list and special tools list work packages.

QTY (Column (7)). The QTY (quantity per figure) column indicates the quantity of the item used in the breakout shown on the illustration/figure, which is prepared for a functional group, subfunctional group, or an assembly. A "V" appearing in this column instead of a quantity indicates that the quantity is variable and quantity may change from application to application.

INTRODUCTION - (CONTINUED)**EXPLANATION OF CROSS-REFERENCE INDEXES WORK PACKAGES FORMAT AND COLUMNS**

1. National Stock Number (NSN) Index Work Package. NSN's in this index are listed in National Item Identification Number (NIIN) sequence.

STOCK NUMBER Column. This column lists the NSN in NIIN sequence. The NIIN consists of the last nine digits of the NSN. When using this column to locate an item, ignore the first four digits of the NSN. However, the complete NSN should be used when ordering items by stock number. For example, if the NSN is 5385-01-574-1476, the NIIN is 01-574-1476.

FIG. Column. This column lists the number of the figure where the item is identified/located. The figures are in numerical order in the repair parts list and special tools list work packages.

ITEM Column. The item number is the number assigned to the item as it appears in the figure referenced in the adjacent figure number column.

Part Number (P/N) Index Work Package. Part numbers in this index are listed in ascending alphanumeric sequence (vertical arrangement of letter and number combinations which places the first letter or digit of each group in order A through Z, followed by the numbers 0 through 9 and each following letter or digit in like order).

PART NUMBER Column. Indicates the part number assigned to the item.

FIG. Column. This column lists the number of the figure where the item is identified/located in the repair parts list and special tools list work packages.

ITEM Column. The item number is the number assigned to the item as it appears in the figure referenced in the adjacent figure number column.

SPECIAL INFORMATION

UOC. The UOC appears in the lower left corner of the Description Column heading. Usable on codes are shown as "UOC:..." in the Description Column (justified left) on the first line under the applicable item/nomenclature. Uncoded items are applicable to all models. Identification of the UOCs used in the RPSTL are:

<u>Code</u>	<u>Used On</u>
N/A	N/A
N/A	N/A
N/A	N/A

Fabrication Instructions. Bulk materials required to manufacture items are listed in the bulk material functional group of this RPSTL. Part numbers for bulk material are also referenced in the Description Column of the line item entry for the item to be manufactured/fabricated. Detailed fabrication instructions for items source coded to be manufactured or fabricated are found in TM 9-2355-106-23.

Index Numbers. Items which have the word BULK in the figure column will have an index number shown in the item number column. This index number is a cross-reference between the NSN / Part Number (P/N) Index work packages and the bulk material list in the repair parts list work package.

Associated Publications. The publication listed below pertains to the MRAP M1224 and M1224A1 vehicles:

TM 9-2355-106-23: Field Maintenance Manual for Mine Resistant Ambush Protected (MRAP) M1224 and M1224A1 Vehicles

Illustrations List. The illustrations in this RPSTL contain field authorized items. Illustrations published in TM 9-2355-106-23 that contain field authorized items also appear in this RPSTL. The tabular list in the repair parts list work package contains only those parts coded "F" in the third position of the SMR code; therefore, there may be a break in the item number sequence.

INTRODUCTION - (CONTINUED)

HOW TO LOCATE REPAIR PARTS

1. When NSNs or Part Numbers Are Not Known.

First. Using the table of contents, determine the assembly group to which the item belongs. This is necessary since figures are prepared for assembly groups and subassembly groups, and lists are divided into the same groups.

Second. Find the figure covering the functional group or the subfunctional group to which the item belongs.

Third. Identify the item on the figure and note the number(s).

Fourth. Look in the repair parts list work packages for the figure and item numbers. The NSNs and part numbers are on the same line as the associated item numbers.

2. When NSN Is Known.

First. If you have the NSN, look in the STOCK NUMBER column of the NSN index work package. The NSN is arranged in NIIN sequence. Note the figure and item number next to the NSN.

Second. Turn to the figure and locate the item number. Verify that the item is the one you are looking for.

3. When Part Number Is Known.

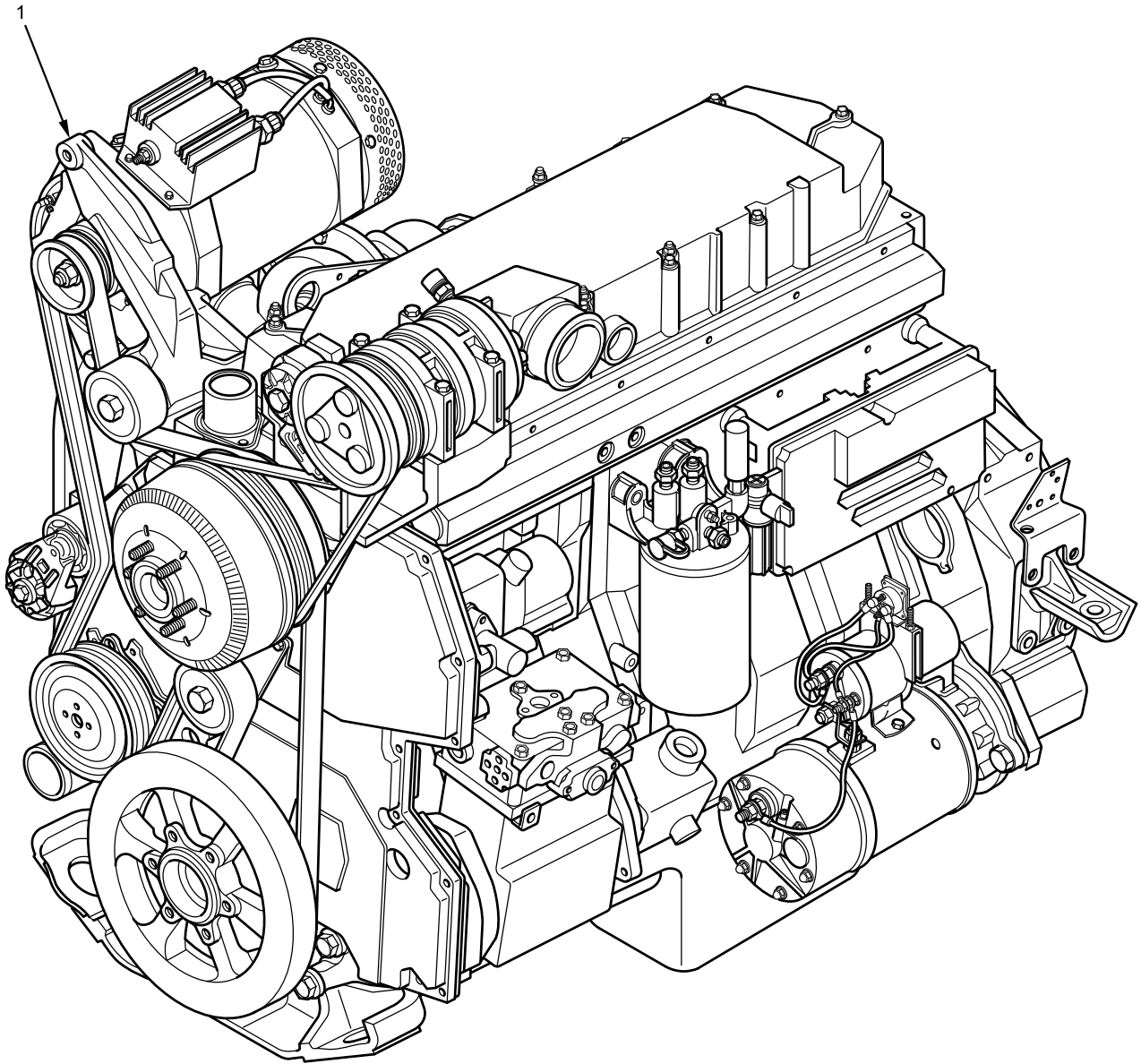
First. If you have the part number and not the NSN, look in the PART NUMBER column of the part number index work package. Identify the figure and item number.

Second. Look up the item on the figure in the applicable repair parts list work package.

FIELD MAINTENANCE

ENGINE ASSEMBLY

Engine Assembly - (CONTINUED)



B23P0100207

Figure 1. Engine Assembly.

Engine Assembly - (CONTINUED)

(1) ITEM NO.	(2) SMR CODE	(3) NSN	(4) CAGEC	(5) PART NUMBER	(6) DESCRIPTION AND USABLE ON CODE (UOC)	(7) QTY
					GROUP 0100 ENGINE ASSEMBLY FIGURE 1 Engine Assembly.	
1	PAFHH	2815-01-555-5451	338X5	2596478C91L	ENGINE ASSEMBLY DRESSED END OF FIGURE	1

FIELD MAINTENANCE
FRONT ENGINE MOUNT

Front Engine Mount - (CONTINUED)

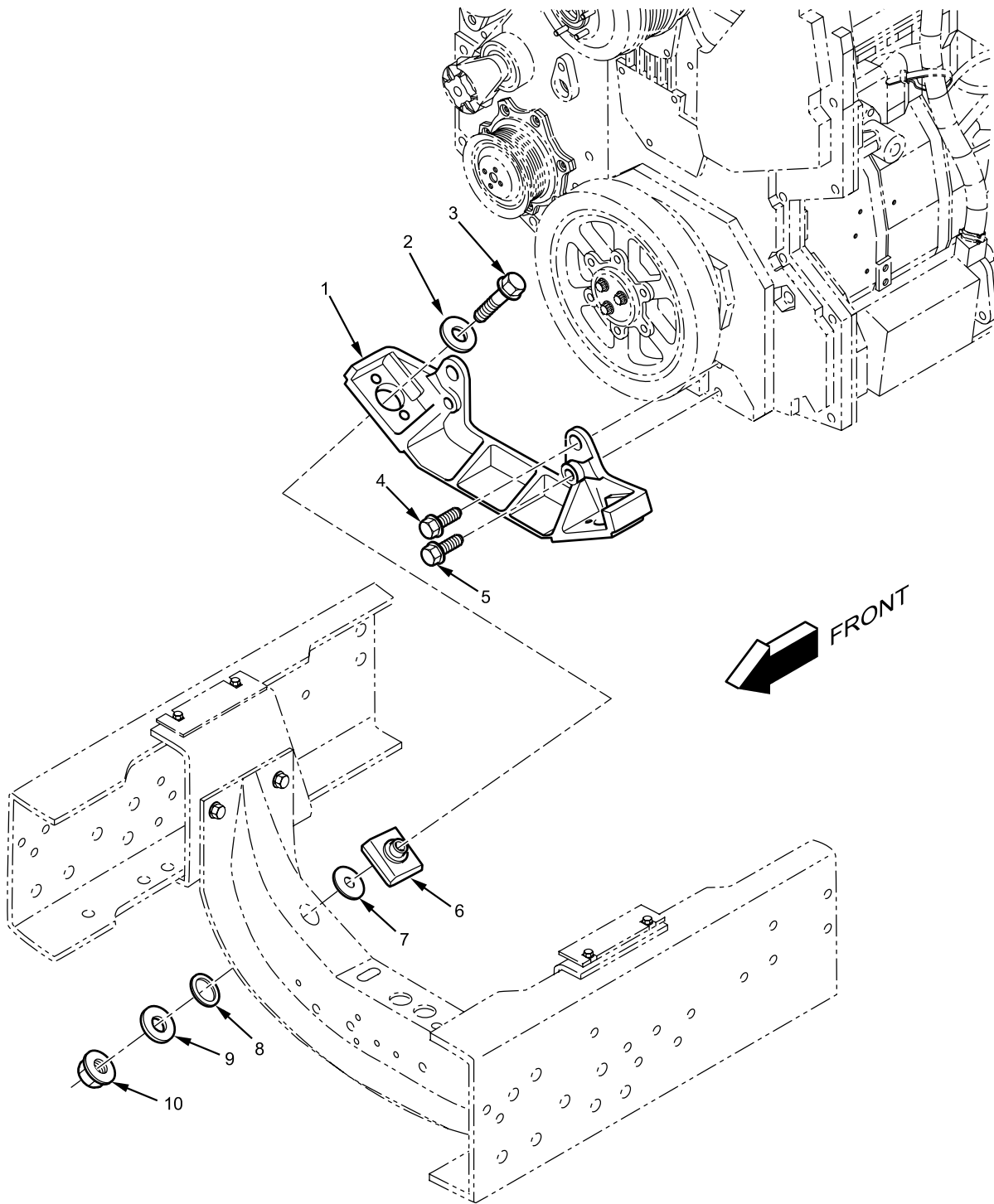


Figure 2. Front Engine Mount.

B23P0100018

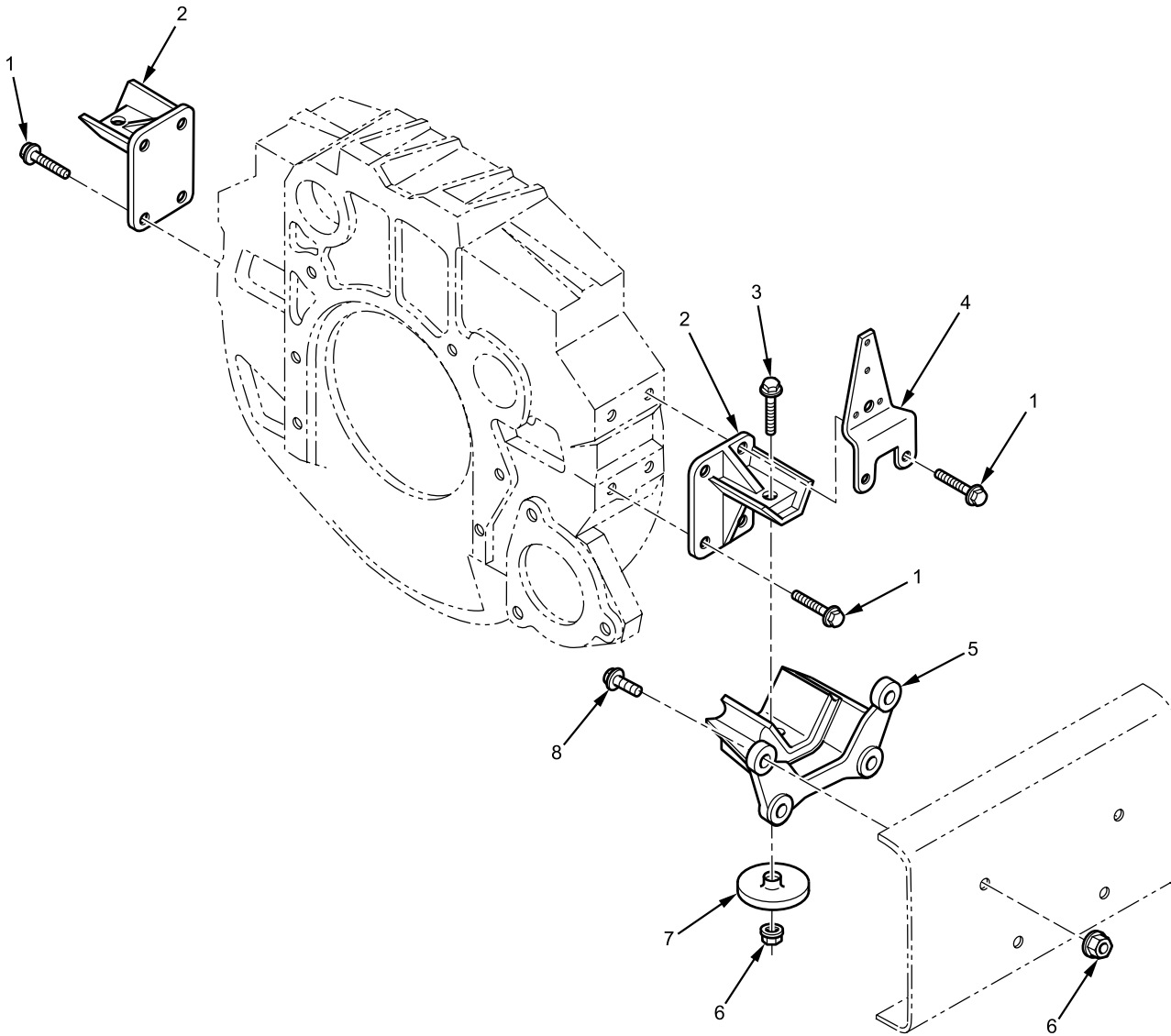
Front Engine Mount - (CONTINUED)

(1) ITEM NO.	(2) SMR CODE	(3) NSN	(4) CAGEC	(5) PART NUMBER	(6) DESCRIPTION AND USABLE ON CODE (UOC)	(7) QTY
					GROUP 0100 ENGINE ASSEMBLY FIGURE 2 Front Engine Mount.	
1	PAFZZ	2510-01-556-4585	338X5	1678077C1	BRACKET, ENGINE MOUNT.....	1
2	PCFZZ	5340-01-518-0570	338X5	1664726C2	INSULATOR, SNUBBER.....	2
3	PAFZZ	5306-01-512-1662	338X5	31077R1	BOLT, FLANGE HEAD.....	2
					M16 - 2.0 X 100 MM	
4	PAFZZ	5306-01-556-4905	0Y3H3	39304	BOLT, HEX.....	2
					M18 - 2.5 X 70 MM	
5	PAFZZ	5306-01-556-4953	0Y3H3	39308	BOLT, HEX.....	2
					M18 - 2.5 X 100 MM	
6	PCFZZ	5970-01-535-4337	338X5	1664723C3	INSULATOR, ENGINE FRONT MOUNTING.....	2
7	PAFZZ	5310-01-556-6123	338X5	3564182C1	WASHER, FLAT.....	2
8	PCFZZ	5331-01-556-6807	338X5	875522C1	O-RING.....	2
9	PAFZZ	5310-01-363-1740	338X5	25976R1	WASHER, FLAT.....	2
10	PAFZZ	5310-01-512-6137	338X5	30756R1	NUT, HEX FLANGE.....	2
					M16 - 2.0	
					END OF FIGURE	

FIELD MAINTENANCE

REAR ENGINE MOUNT

Rear Engine Mount - (CONTINUED)



B23P0100183

Figure 3. Rear Engine Mount.

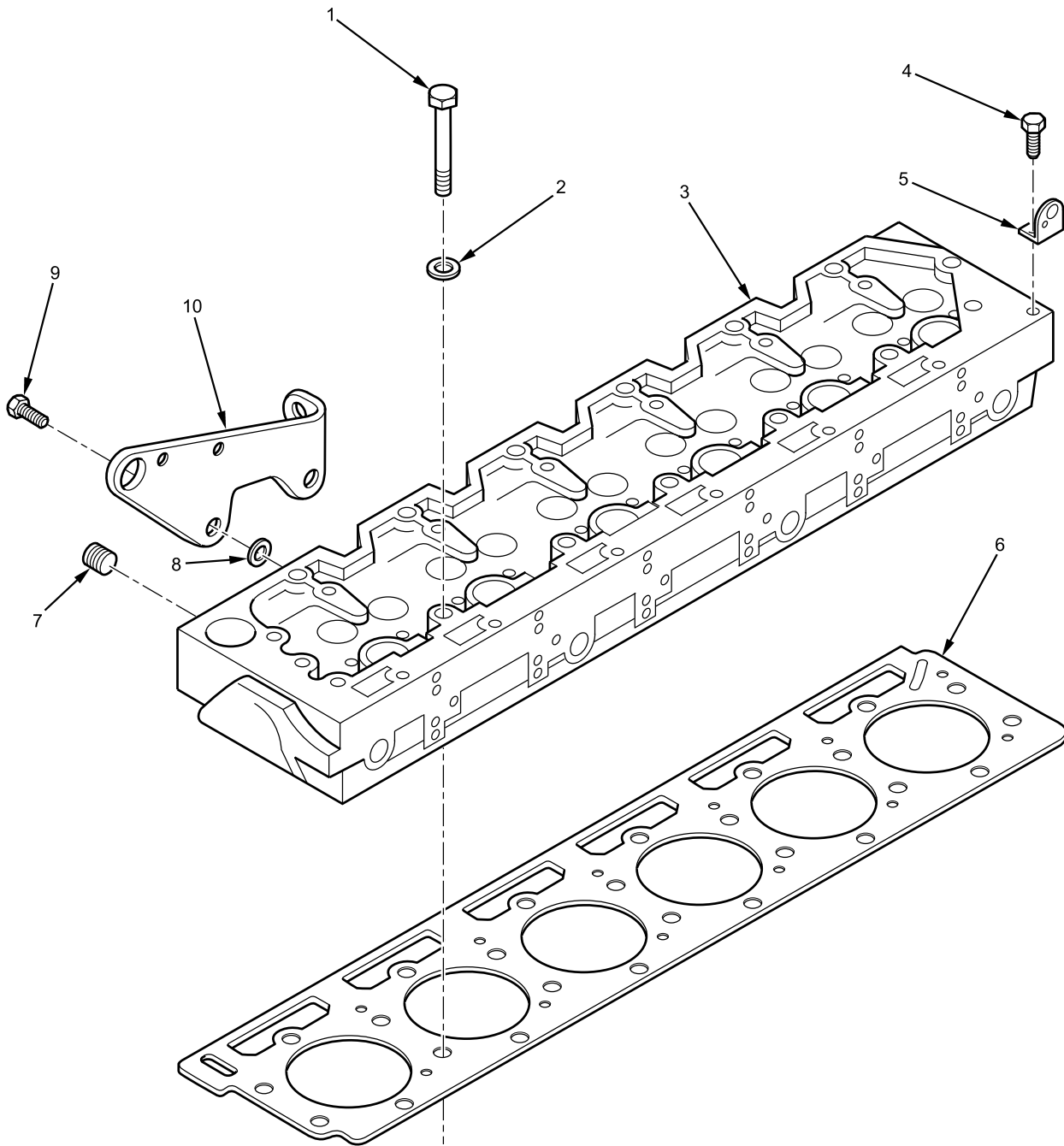
Rear Engine Mount - (CONTINUED)

(1) ITEM NO.	(2) SMR CODE	(3) NSN	(4) CAGEC	(5) PART NUMBER	(6) DESCRIPTION AND USABLE ON CODE (UOC)	(7) QTY
					GROUP 0100 ENGINE ASSEMBLY FIGURE 3 Rear Engine Mount.	
1	PAFZZ	5306-01-556-4903	0Y3H3	0161896	BOLT, MACHINE M12 - 1.75 X 40 MM	8
2	PAFZZ	5340-01-556-5912	338X5	3532953C1	BRACKET, MOUNTING	2
3	PAFZZ	5306-01-556-6510	338X5	40203R1	BOLT, FLANGE	2
					M16 - 2.0 X 90 MM	
4	PAFZZ	5342-01-556-5238	89346	2024992C4	BRACKET, FILL TUBE	1
5	PCFZZ	2510-01-556-6023	338X5	3549169C2	INSULATOR, ENGINE REAR MOUNTING	2
6	PAFZZ	5310-01-512-6137	338X5	30756R1	NUT, HEX FLANGE	10
					M16 - 2.0	
7	PCFZZ	5310-01-556-5913	338X5	3532955C1	INSULATOR, SNUBBER.....	2
8	PAFZZ	5306-01-556-5550	338X5	31075R1	BOLT, MACHINE	8
					M16 - 2.0 X 70 MM END OF FIGURE	

FIELD MAINTENANCE

CYLINDER HEAD

Cylinder Head - (CONTINUED)



B23P0100197

Figure 4. Cylinder Head.

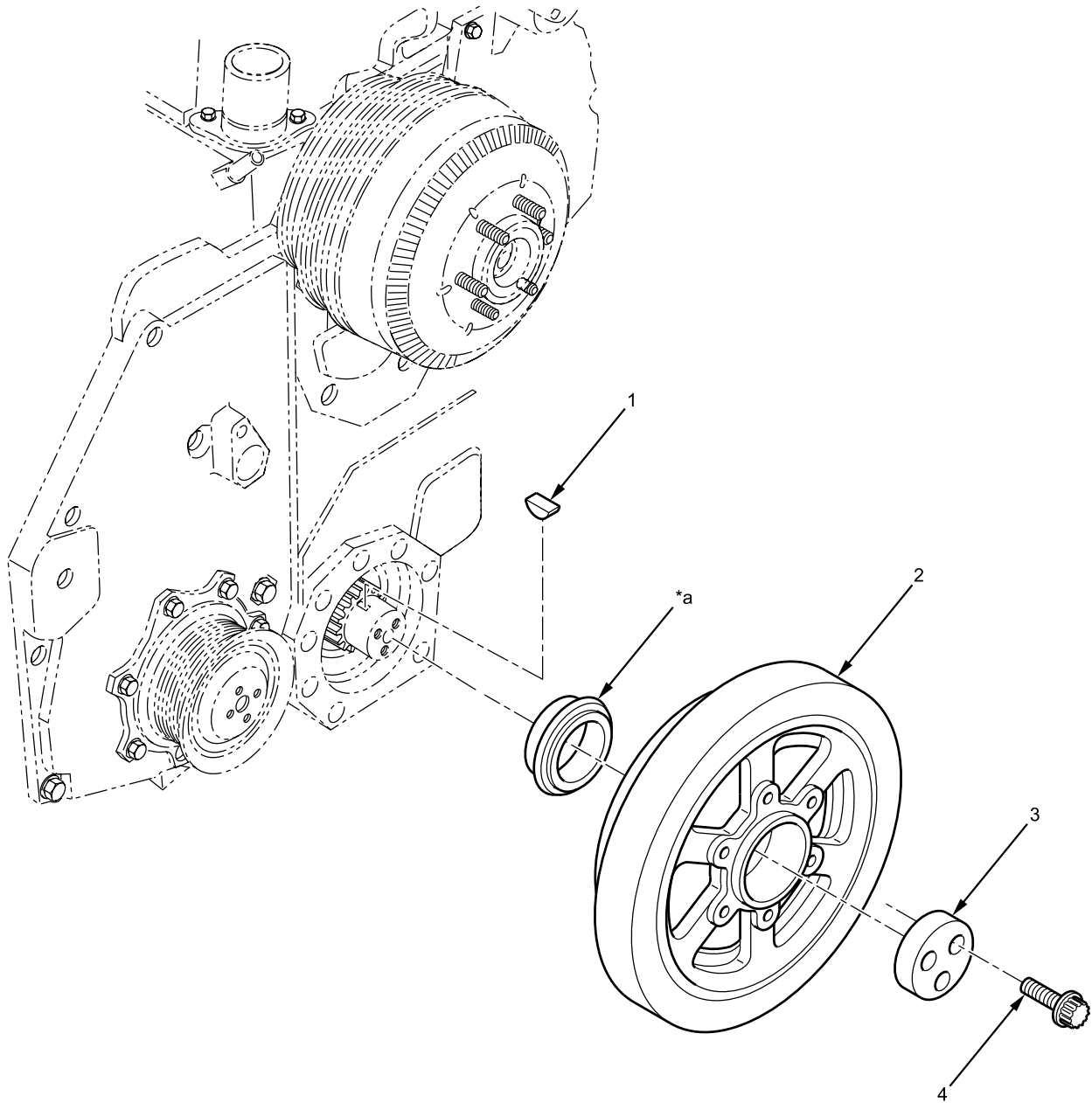
Cylinder Head - (CONTINUED)

(1) ITEM NO.	(2) SMR CODE	(3) NSN	(4) CAGEC	(5) PART NUMBER	(6) DESCRIPTION AND USABLE ON CODE (UOC)	(7) QTY
					GROUP 0101 CRANKCASE, BLOCK, CYLINDER HEAD FIGURE 4 Cylinder Head.	
1	PAFZZ	5306-01-556-5023	338X5	1824954C3	BOLT, SHOULDER.....	20
					CYLINDER HEAD BOLT, M14 - 2.0 X 186.5 MM	
2	PAFZZ	5310-01-556-4880	89346	1814757C2	WASHER, HARDENED	20
					M14	
3	PAFHH	2815-01-556-5096	338X5	2599992C91	CYLINDER HEAD	1
4	PAFZZ	5306-01-556-4945	338X5	1820235C1	BOLT, MACHINE	1
					M14 - 2.0 X 30 MM	
5	PAFZZ	5306-01-556-4944	338X5	1820215C1	EYE, LIFTING	1
6	PCFZZ	5330-01-556-5088	338X5	1830189C2	GASKET	1
7	PAFZZ	4730-01-434-5209	338X5	445751	PLUG, PIPE	3
					1/2 - 14 NPT	
8	PAFZZ	5310-01-556-4880	89346	1814757C2	WASHER, HARDENED	1
					M12	
9	PAFZZ	5306-01-535-8195	89346	1817967C1	BOLT, FLANGE HEAD	2
					M12 - 1.75 X 25 MM	
10	PAFZZ	5306-01-581-8350	338X5	1817560C2	EYE, LIFTING	1
					END OF FIGURE	

FIELD MAINTENANCE

VIBRATION DAMPER

Vibration Damper - (CONTINUED)



*a Part of Item 2

B23P0100171

Figure 5. Vibration Damper.

Vibration Damper - (CONTINUED)

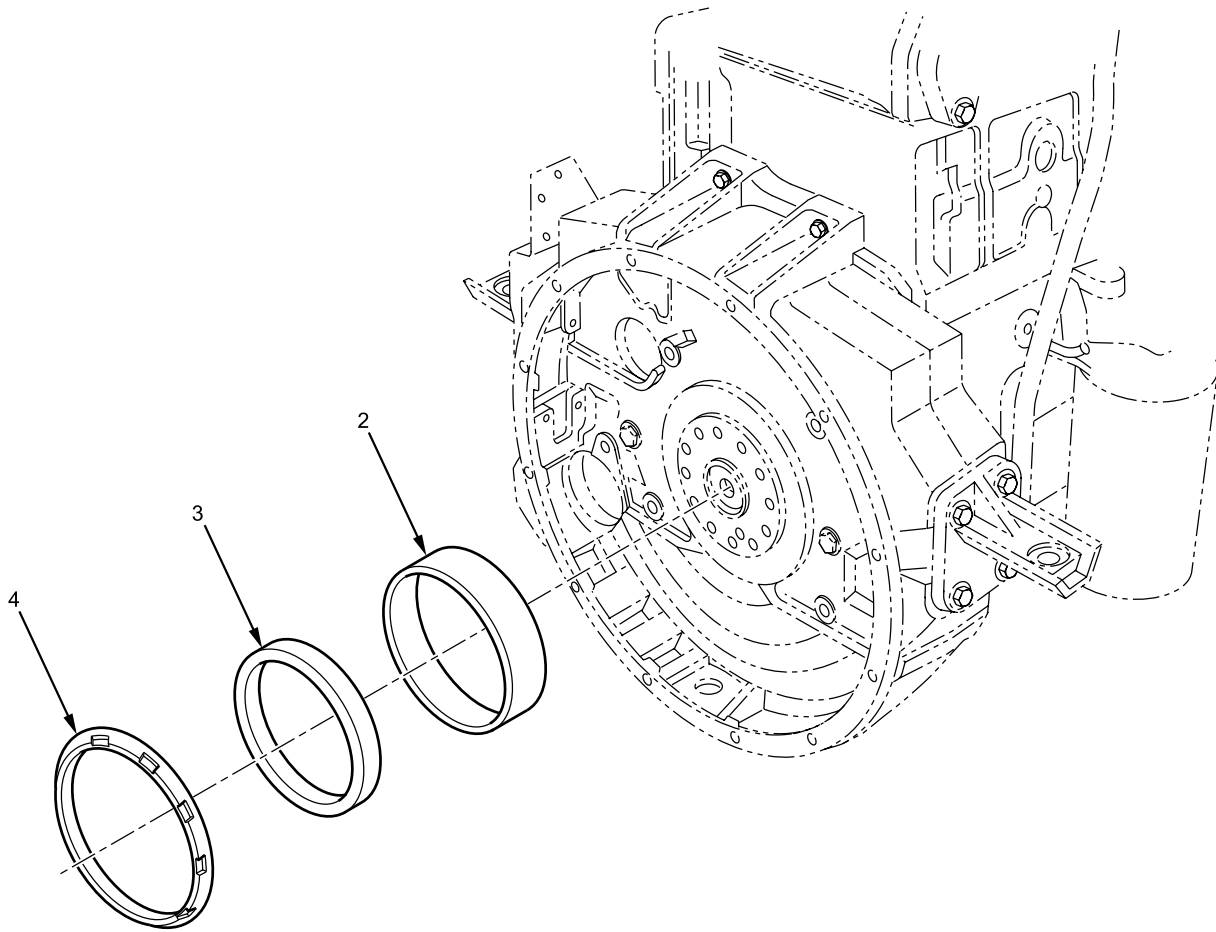
(1) ITEM NO.	(2) SMR CODE	(3) NSN	(4) CAGEC	(5) PART NUMBER	(6) DESCRIPTION AND USABLE ON CODE (UOC)	(7) QTY
					GROUP 0102 CRANKSHAFT FIGURE 5 Vibration Damper.	
1	PAFZZ	5315-01-167-5582	92679	691044C1	KEY, WOODRUFF	1
2	PAFZZ	2815-01-556-5190	338X5	1881439C91	DAMPER, VIBRATION.....	1
3	PAFZZ	2590-01-556-5172	338X5	1848766C1	PLATE, DAMPER.....	1
4	PAFZZ	5306-01-574-8680	338X5	1850815C2	BOLT, MACHINE.....	3
					M12 - 1.25 X 40 MM END OF FIGURE	

FIELD MAINTENANCE
CRANKSHAFT OIL SEAL

Crankshaft Oil Seal - (CONTINUED)

1 —

2
thru
4



B23P010200274

Figure 6. Crankshaft Oil Seal.

Crankshaft Oil Seal - (CONTINUED)

(1) ITEM NO.	(2) SMR CODE	(3) NSN	(4) CAGEC	(5) PART NUMBER	(6) DESCRIPTION AND USABLE ON CODE (UOC)	(7) QTY
					GROUP 0102 CRANKSHAFT FIGURE 6 Crankshaft Oil Seal.	
1	PCFZZ	5330-01-411-1650	338X5	1817867C93	SEAL ASSEMBLY, RADIAL LIP	1
2	XAFZZ		338X5	1817866C1	. SLEEVE, WEAR	1
3	XAFZZ		338X5	1817865C1	. SEAL, OIL	1
4	XAFZZ		338X5	1830284C1	. SEAL, POSE	1
					END OF FIGURE	

FIELD MAINTENANCE

FLYWHEEL

Flywheel - (CONTINUED)

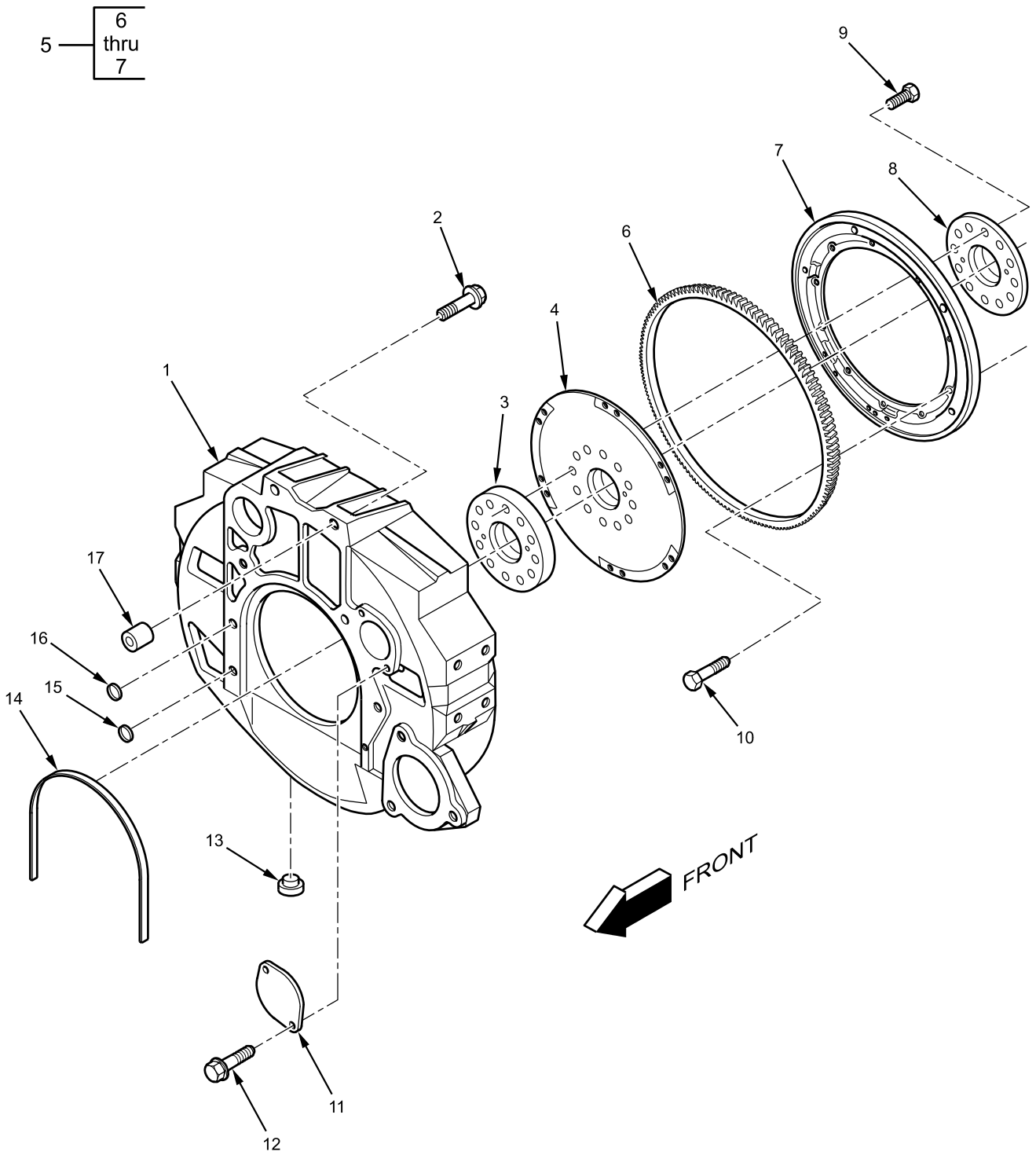


Figure 7. Flywheel.

B23P0100190

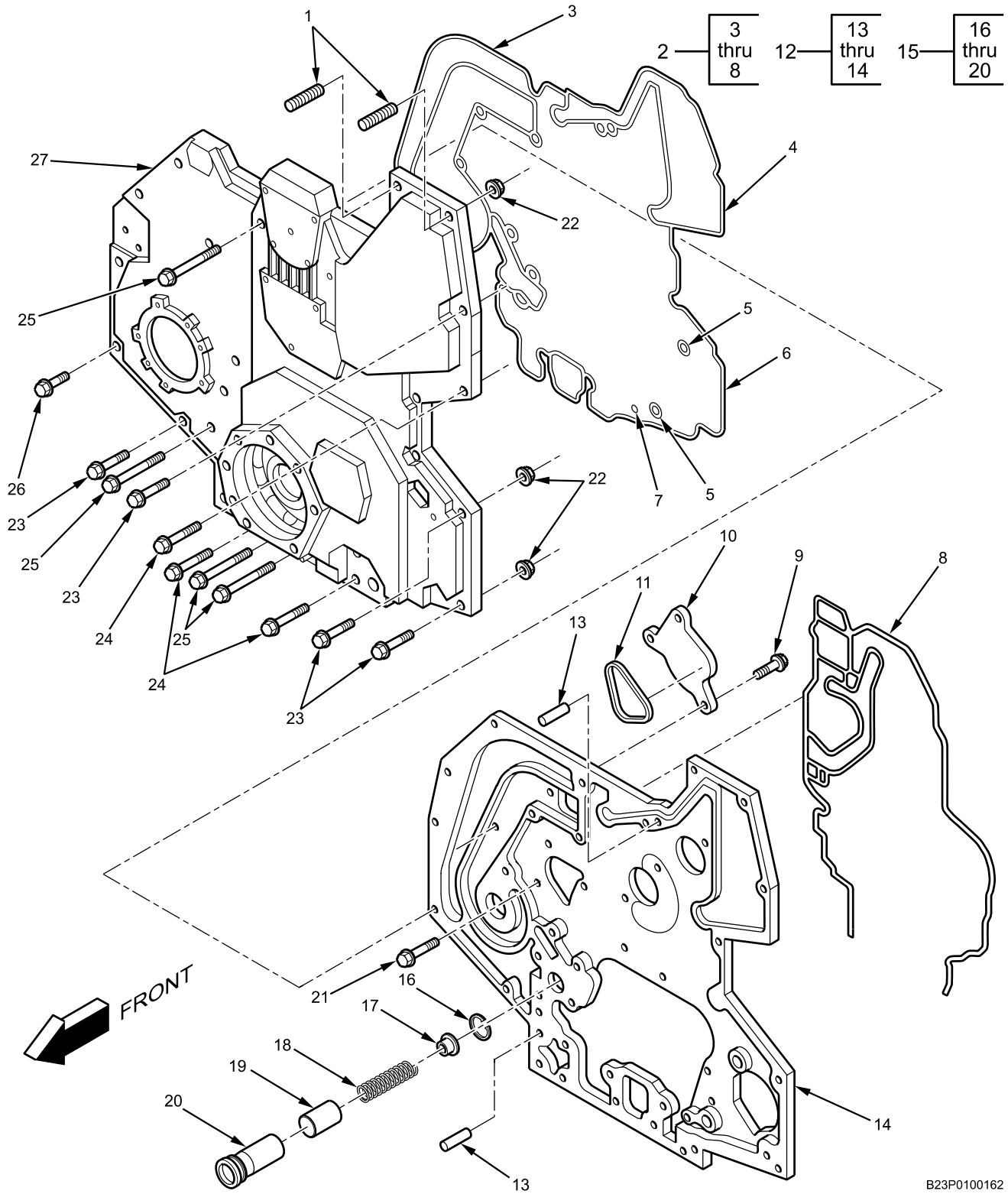
Flywheel - (CONTINUED)

(1) ITEM NO.	(2) SMR CODE	(3) NSN	(4) CAGEC	(5) PART NUMBER	(6) DESCRIPTION AND USABLE ON CODE (UOC)	(7) QTY
					GROUP 0103 FLYWHEEL ASSEMBLY FIGURE 7 Flywheel.	
1	PAFZZ	2815-01-556-5188	338X5	1881197C1	HOUSING, FLYWHEEL	1
2	PAFZZ	5306-01-547-4627	338X5	1820606C1	BOLT, MACHINE	8
					M12 - 1.75 X 50 MM	
3	PAFZZ	2815-01-556-4992	338X5	1822594C1	ADAPTER, HUB CRANKSHAFT	1
4	PAFZZ	5340-01-547-4590	338X5	1822596C1	PLATE, FLEX	1
5	PAFFF	2520-01-585-9927	73342	29512879	ADAPTER ASSEMBLY	1
6	PAFZZ		73342	29505994	GEAR, RING	1
7	XAFZZ		73342	29512880	ADAPTER, FLEXPLATE	1
8	PAFZZ	2990-01-556-4995	338X5	1822597C1	RING, REINFORCEMENT	1
9	PAFZZ	5306-01-547-4635	338X5	1820302C2	BOLT	12
					M12 - 1.25 X 45 MM	
10	PAFZZ	5305-01-360-2038	73342	11505232	BOLT	10
					M8 - 1.25 X 25 MM	
11	PAFZZ	5340-01-556-6789	338X5	686702C2	COVER, ACCESS.....	1
12	PAFZZ	5306-01-547-4896	0Y3H3	0161875	BOLT, FLANGE HEAD	2
					M6 - 1.0 X 16 MM	
13	PAFZZ	5340-01-556-4661	338X5	21264R1	PLUG, CUP	1
					1-3/8-IN.	
14	PCFZZ	5330-01-556-5155	338X5	1841227C1	GASKET, FLYWHEEL HOUSING	1
15	PCFZZ	5331-01-556-5115	338X5	1831398C1	O-RING, PRESSURE VALVE	1
16	PCFZZ	5331-01-556-5170	338X5	1846295C1	O-RING	5
17	PAFZZ	3120-01-556-4982	338X5	1822086C1	PIN, HOLLOW DOWEL	2
					END OF FIGURE	

FIELD MAINTENANCE

FRONT COVER

Front Cover - (CONTINUED)



B23P0100162

Figure 8. Front Cover.

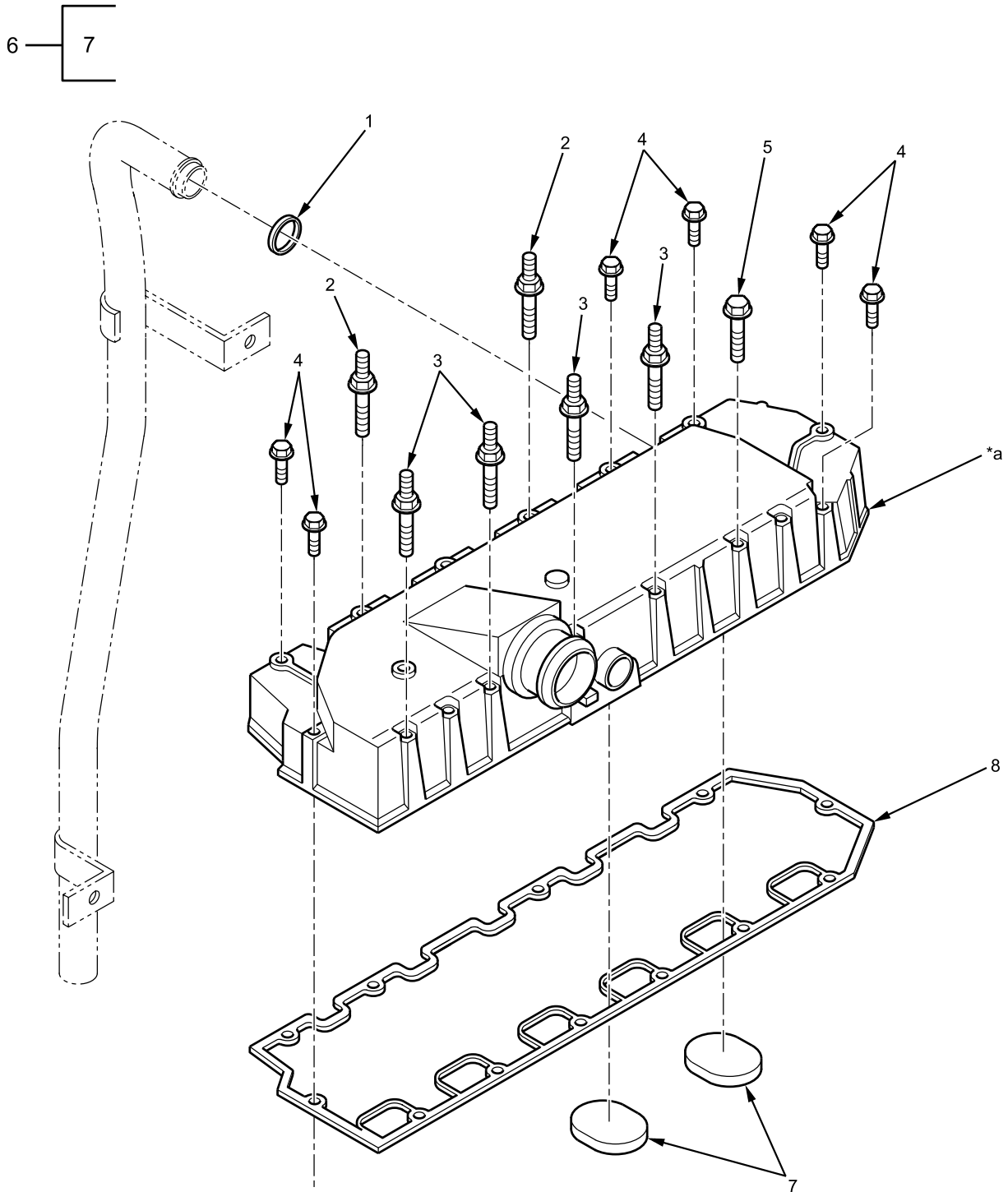
Front Cover - (CONTINUED)

(1) ITEM NO.	(2) SMR CODE	(3) NSN	(4) CAGEC	(5) PART NUMBER	(6) DESCRIPTION AND USABLE ON CODE (UOC)	(7) QTY
					GROUP 0105 VALVES, CAMSHAFTS, AND TIMING SYSTEM FIGURE 8 Front Cover.	
1	PAFZZ	6810-01-556-7115	338X5	1826584C1	BOLT, STUD.....	2
					M8 - 1.25 X 30 X 40 MM	
2	PAFFF	5330-01-556-5029	338X5	1824984C95	GASKET SET.....	1
3	PCFZZ	5330-01-556-5164	338X5	1842909C1	GASKET, FRONT COVER.....	1
4	PCFZZ	2530-01-556-4965	338X5	1820920C3	SEAL, RESERVOIR.....	1
5	PCFZZ	5331-01-556-4960	89346	1820907C2	O-RING.....	2
6	PCFZZ	5330-01-556-4933	338X5	1818716C5	GASKET, FRONT COVER OIL SUCTION.....	1
7	PCFZZ	5331-01-547-4611	338X5	1820878C2	SEAL.....	1
8	PCFZZ	5330-01-556-5174	338X5	1842910C1	GASKET, CRANKCASE.....	1
9	PAFZZ	5306-01-535-8161	89346	1817957C1	BOLT, FLANGE HEAD.....	3
					M8 - 1.25 X 25 MM	
10	PAFZZ	5340-01-556-5094	338X5	1830305C1	COVER, PROTECTIVE.....	1
11	PCFZZ	5330-01-556-4952	89346	1820353C1	GASKET.....	1
12	PAFFF	5340-01-556-5054	338X5	1826335C92	FRONT COVER, REAR HALF.....	1
13	PAFZZ	2590-01-556-4959	338X5	1820813C1	DOWEL, FRONT COVER.....	2
14	XAFZZ		338X5	1826315C2	FRONT COVER, REAR HALF.....	1
15	PAFFF	4820-01-556-5129	338X5	1833386C1	VALVE ASSEMBLY, OIL RELIEF.....	1
16	XAFZZ		338X5	55163R1	RING, RETAINING.....	1
17	XAFZZ		338X5	1834335C1	RETAINER.....	1
18	XAFZZ		338X5	1833235C1	SPRING.....	1
19	XAFZZ		338X5	1833344C1	VALVE.....	1
20	XAFZZ		338X5	1833234C1	HOUSING.....	1
21	PAFZZ	5306-01-556-4985	338X5	1822121C2	BOLT, MACHINE.....	9
					M8 - 1.25 X 20 MM	
22	PAFZZ	5310-01-556-5260	0Y3H3	0162317	NUT, HEX FLANGED.....	9
					M8 - 1.25	
23	PAFZZ	5306-01-535-8162	338X5	1817958C1	BOLT, FLANGE HEAD.....	6
					M8 - 1.25 X 30 MM	
24	PAFZZ	5306-01-547-4891	89346	1817959C1	BOLT.....	5
					M8 - 1.25 X 40 MM	
25	PAFZZ	5306-01-535-8163	89346	1817960C1	BOLT, FLANGE HEAD.....	6
					M8 - 1.25 X 45 MM	
26	PAFZZ	5306-01-535-8161	89346	1817957C1	BOLT, FLANGE HEAD.....	1
					M8 - 1.25 X 25 MM	
27	PAFZZ	5340-01-556-4954	338X5	1820465C4	FRONT COVER, FRONT HALF.....	1
					END OF FIGURE	

FIELD MAINTENANCE

VALVE COVER

Valve Cover - (CONTINUED)



*a - Part of item 6

B23P0100181

Figure 9. Valve Cover.

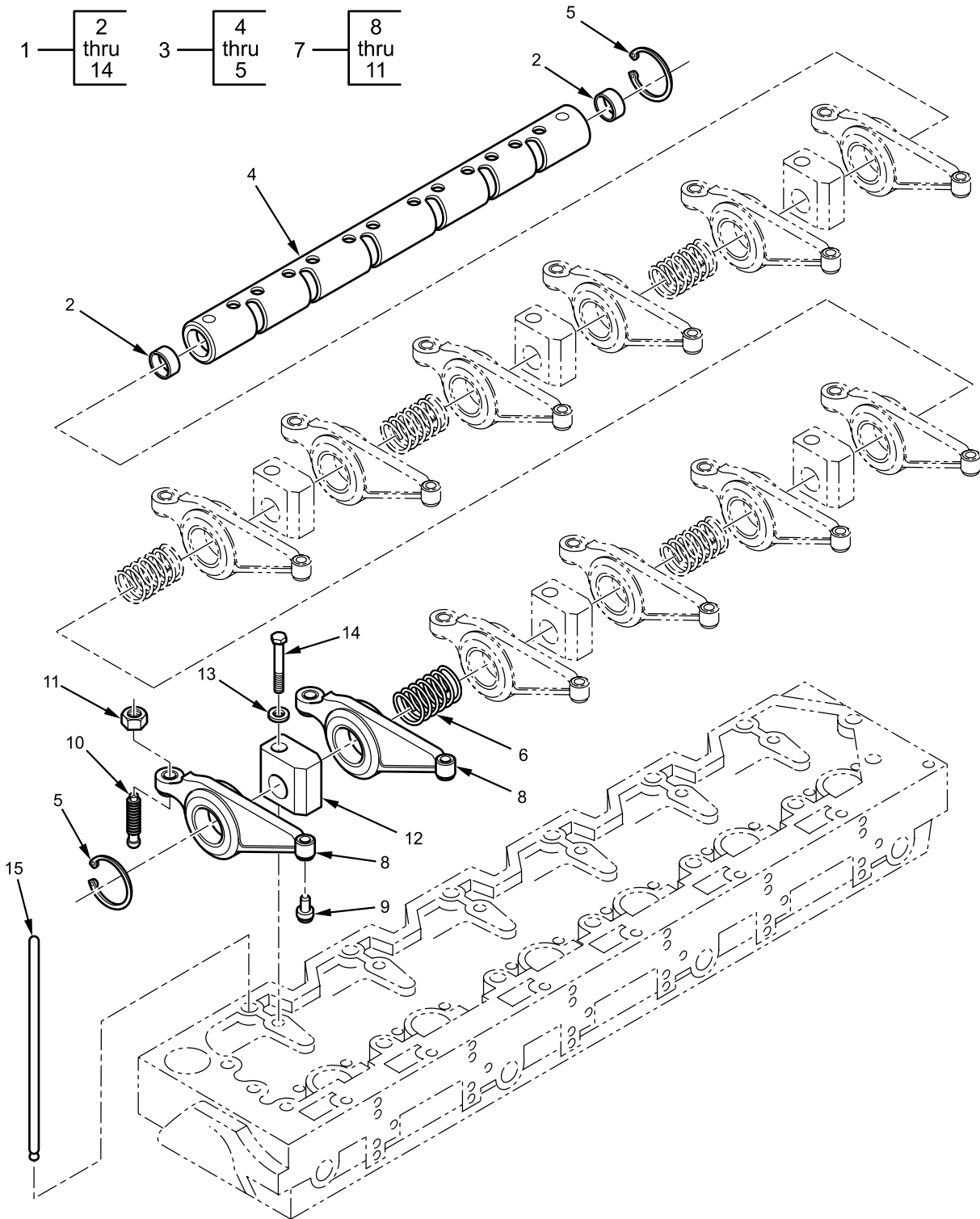
Valve Cover - (CONTINUED)

(1) ITEM NO.	(2) SMR CODE	(3) NSN	(4) CAGEC	(5) PART NUMBER	(6) DESCRIPTION AND USABLE ON CODE (UOC)	(7) QTY
					GROUP 0105 VALVES, CAMSHAFTS, AND TIMING SYSTEM FIGURE 9 Valve Cover.	
1	KFFZZ		338X5	1824908C1	SEAL, O-RING	1
					PART OF KIT P/N 1825602C91	
2	PAFZZ	5307-01-556-4940	338X5	1819245C1	STUD, PLAIN	2
					M8 - 1.25 X 90 MM	
3	PAFZZ	5306-01-556-7107	338X5	1823742C1	STUD, PLAIN	4
					M8 - 1.25 X 110 X 19 MM	
4	PAFZZ	5306-01-556-4914	0Y3H3	39128	BOLT, MACHINE	6
					M8 - 1.25 X 90 MM	
5	PAFZZ	5306-01-556-4931	338X5	1818693C1	BOLT, MACHINE	1
					M8 - 1.25 X 110 MM	
6	PAFZZ	4820-01-556-5069	338X5	1828262C92	VALVE COVER ASSEMBLY	1
7	PAFZZ	2520-01-556-5048	338X5	1825688C1	BREATHER	2
8	KFFZZ		338X5	1820909C1	SEAL, VALVE COVER	1
					PART OF KIT P/N 1825602C91	
1	PCFZZ	5330-01-507-3718	1A177	1825602C91	PARTS KIT, SEAL REPLACEMENT	1
8					SEAL, O-RING	1
					SEAL, VALVE COVER.	1
					END OF FIGURE	

FIELD MAINTENANCE

ROCKER ARM

Rocker Arm - (CONTINUED)



B23P0100198

Figure 10. Rocker Arm.

Rocker Arm - (CONTINUED)

(1) ITEM NO.	(2) SMR CODE	(3) NSN	(4) CAGEC	(5) PART NUMBER	(6) DESCRIPTION AND USABLE ON CODE (UOC)	(7) QTY
					GROUP 0105 VALVES, CAMSHAFTS, AND TIMING SYSTEM FIGURE 10 Rocker Arm.	
1	PAFFF	2815-01-556-5175	338X5	1872757C91	ROCKER ARM ASSEMBLY	1
2	PAFZZ	5340-01-186-3756	92679	327412R1	. PLUG, EXPANSION	2
3	PAFFF	2815-01-571-7292	338X5	1830593C94	. SHAFT ASSEMBLY	1
4	XAFZZ		338X5	1830592C91	.. SHAFT, ROCKER	1
5	XAFZZ		338X5	454319R1	.. RING, SNAP	2
6	PAFZZ	5360-01-571-7320	338X5	1827316C1	. SPRING, ROCKER	5
7	PAFFF		338X5	1872755C91	. SHAFT ASSEMBLY, BRACKET AND ROCKER	1
8	XAFZZ		338X5	1872514C1	.. ARM, ROCKER	1
9	XAFZZ		338X5	1827193C1	.. BUTTON, ROCKER ARM	1
10	XAFZZ		338X5	1854757C1	.. SCREW, ADJUSTING	1
11	XAFZZ		338X5	1841734C1	M10 - 1.0 .. NUT, VALVE	1
12	PAFZZ	2815-01-571-7327	338X5	1827435C1	. BRACKET, ROCKER	6
13	PAFZZ	5310-01-556-4880	89346	1814757C2	. WASHER, HARDENED	6
14	PAFZZ	5306-01-556-5024	338X5	1824955C2	M14 . BOLT, MACHINE	6
15	PAFZZ	2815-01-556-7326	338X5	1850010C1	M14 - 2.0 X 228.5 MM ROD, PUSH	12
					END OF FIGURE	

FIELD MAINTENANCE

OIL LEVEL GAUGE

Oil Level Gauge - (CONTINUED)

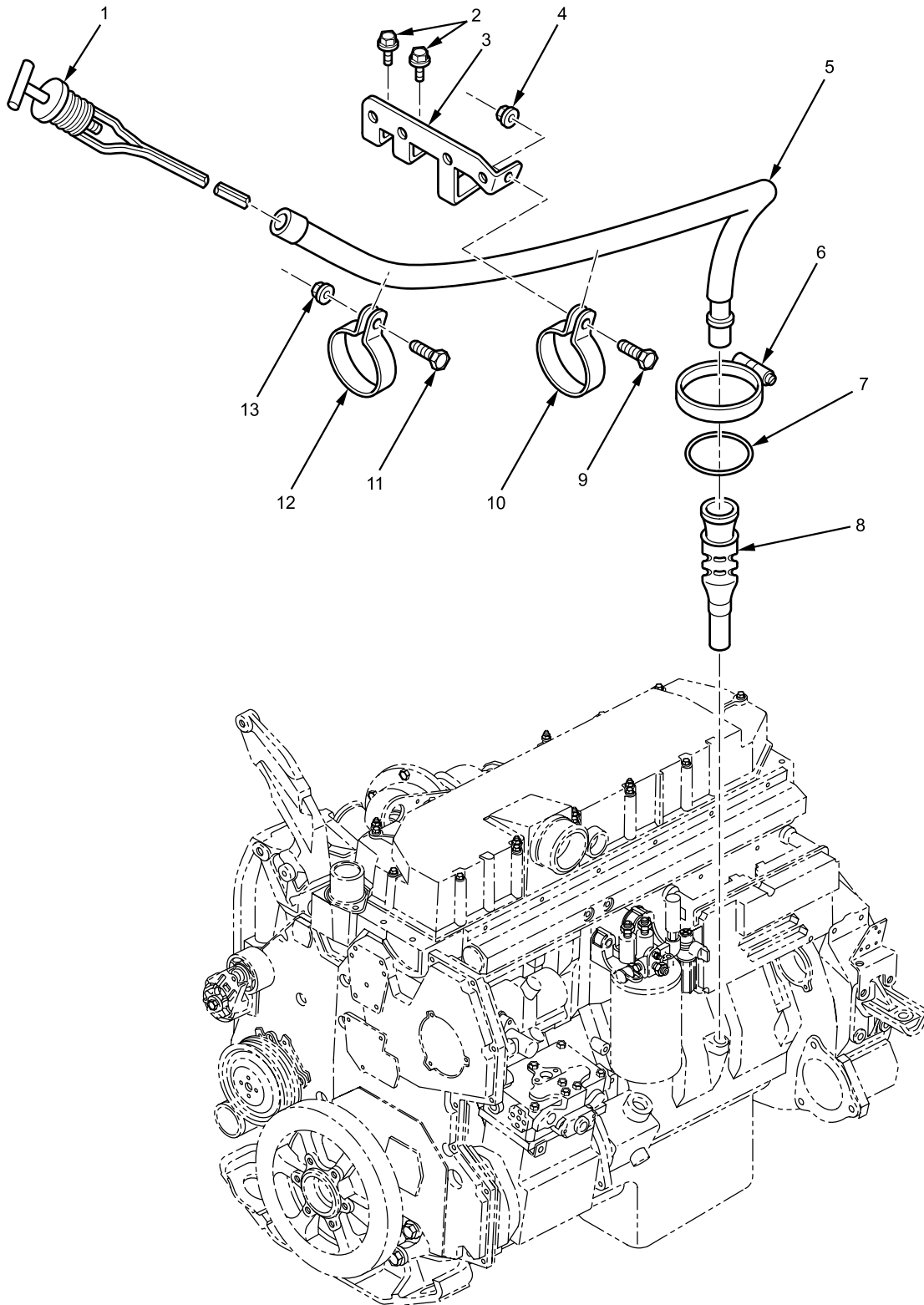


Figure 11. Oil Level Gauge.

B23P0300189

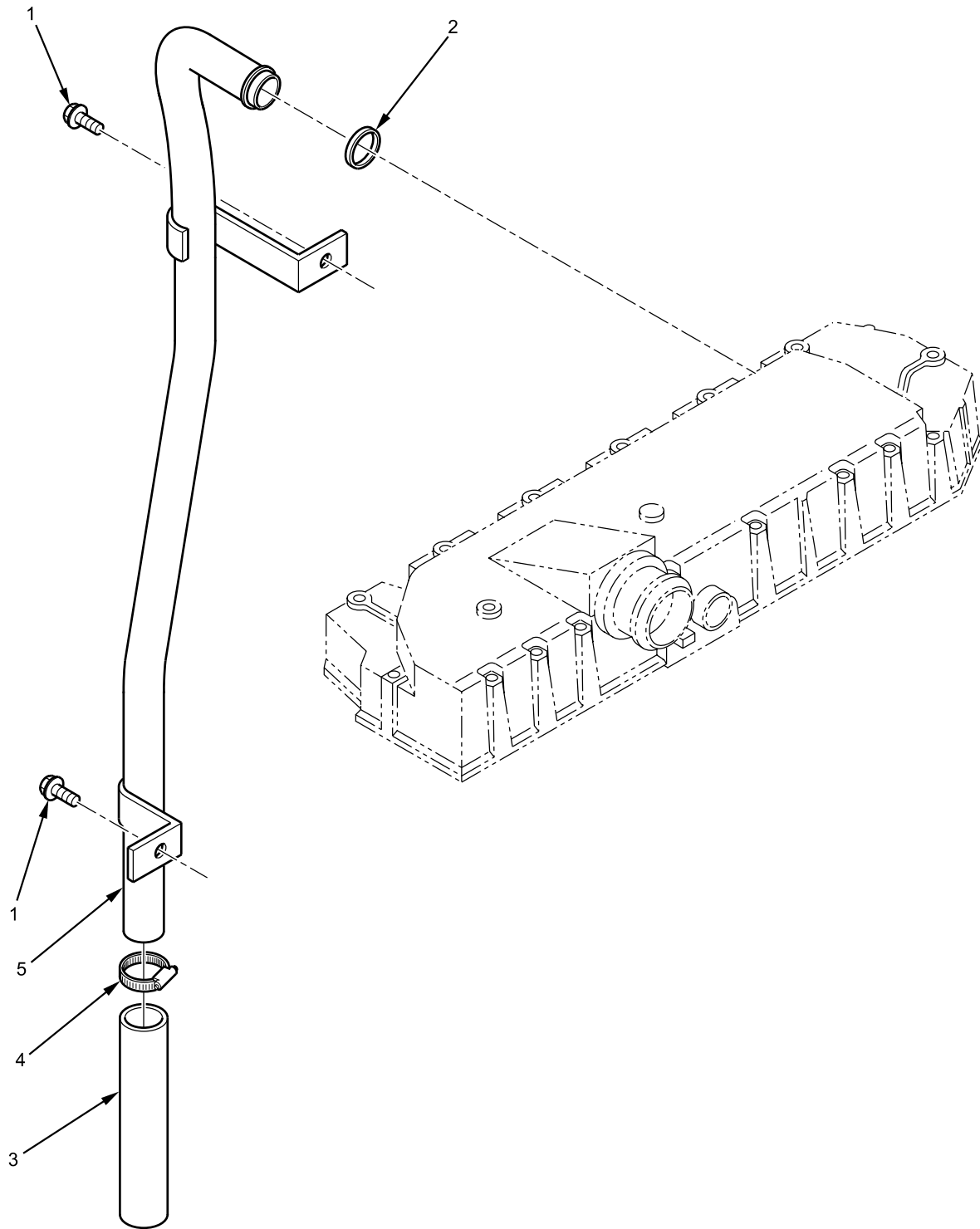
Oil Level Gauge - (CONTINUED)

(1) ITEM NO.	(2) SMR CODE	(3) NSN	(4) CAGEC	(5) PART NUMBER	(6) DESCRIPTION AND USABLE ON CODE (UOC)	(7) QTY
					GROUP 0106 ENGINE LUBRICATION SYSTEM FIGURE 11 Oil Level Gauge.	
1	PAFZZ	5340-01-570-2837	338X5	3685472C1	GAUGE, OIL LEVEL	1
2	PAFZZ	5306-01-547-4896	0Y3H3	0161875	BOLT, FLANGE HEAD	2
					M6 - 1.0 X 16 MM	
3	PAFZZ	5342-01-556-5242	338X5	2029308C3	BRACKET, ENGINE	1
4	PAFZZ	5310-01-556-6505	338X5	40049R1	NUT, PLAIN, HEXAGON	1
					M6 - 1.0	
5	PAFZZ	2590-01-556-4726	338X5	3818989C1	TUBE, ENGINE OIL FILL	1
6	PAFZZ	5340-01-362-4395	338X5	690835C1	CLAMP, TUBE	1
7	PCFZZ	6680-01-556-4868	338X5	1812559C1	SEAL, DIPSTICK TUBE	1
8	PAFZZ	2530-01-548-4692	338X5	1841301C1	TUBE, OIL GAUGE - SEAL	1
9	PAFZZ	5306-01-548-4806	338X5	1841027C1	BOLT, MACHINE	1
					M6 - 1.0 X 40 MM	
10	PCFZZ	4730-01-513-4559	338X5	299275C91	CLAMP, CUSHIONED	1
11	PAFZZ	5306-01-512-1650	338X5	31054R1	BOLT, FLANGE HEAD	1
					M8 - 1.25 X 20 MM	
12	PCFZZ	5340-01-556-5493	338X5	299276C91	CLAMP, CUSHIONED	1
13	PAFZZ	5310-01-556-5554	0Y3H3	40162	NUT, PLAIN, HEX	1
					M8 - 1.25 END OF FIGURE	

FIELD MAINTENANCE

BREATHER TUBE

Breather Tube - (CONTINUED)



B23P0100240

Figure 12. Breather Tube.

Breather Tube - (CONTINUED)

(1) ITEM NO.	(2) SMR CODE	(3) NSN	(4) CAGEC	(5) PART NUMBER	(6) DESCRIPTION AND USABLE ON CODE (UOC)	(7) QTY
					GROUP 0106 ENGINE LUBRICATING SYSTEM FIGURE 12 Breather Tube.	
1	PAFZZ	5306-01-556-4923	0Y3H3	0161887	BOLT, FLANGE HEAD	2
					M10 - 1.50 X 20 MM	
2	PCFZZ	5331-01-556-5165	338X5	1844447C1	O-RING	1
3	PCFZZ	4720-01-556-5153	89346	1841142C1	HOSE, BREATHER TUBE	1
4	PAFZZ	4730-01-065-0658	338X5	311164C91	CLAMP, HOSE	1
5	PAFZZ	4720-01-556-5186	338X5	1880846C1	TUBE ASSEMBLY, BREATHER.....	1
					END OF FIGURE	

FIELD MAINTENANCE

OIL COOLER

Oil Cooler - (CONTINUED)

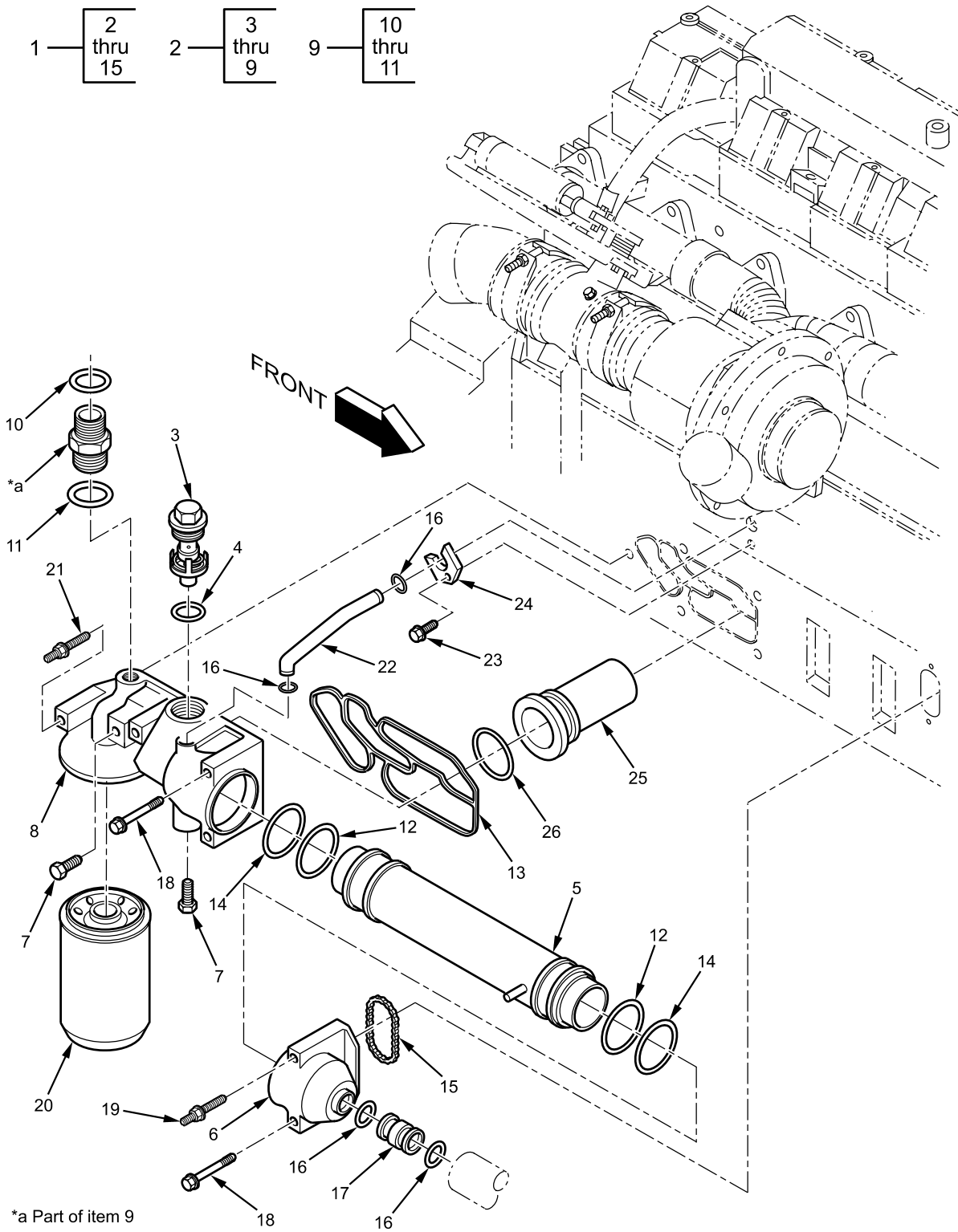


Figure 13. Oil Cooler.

B23P0100170

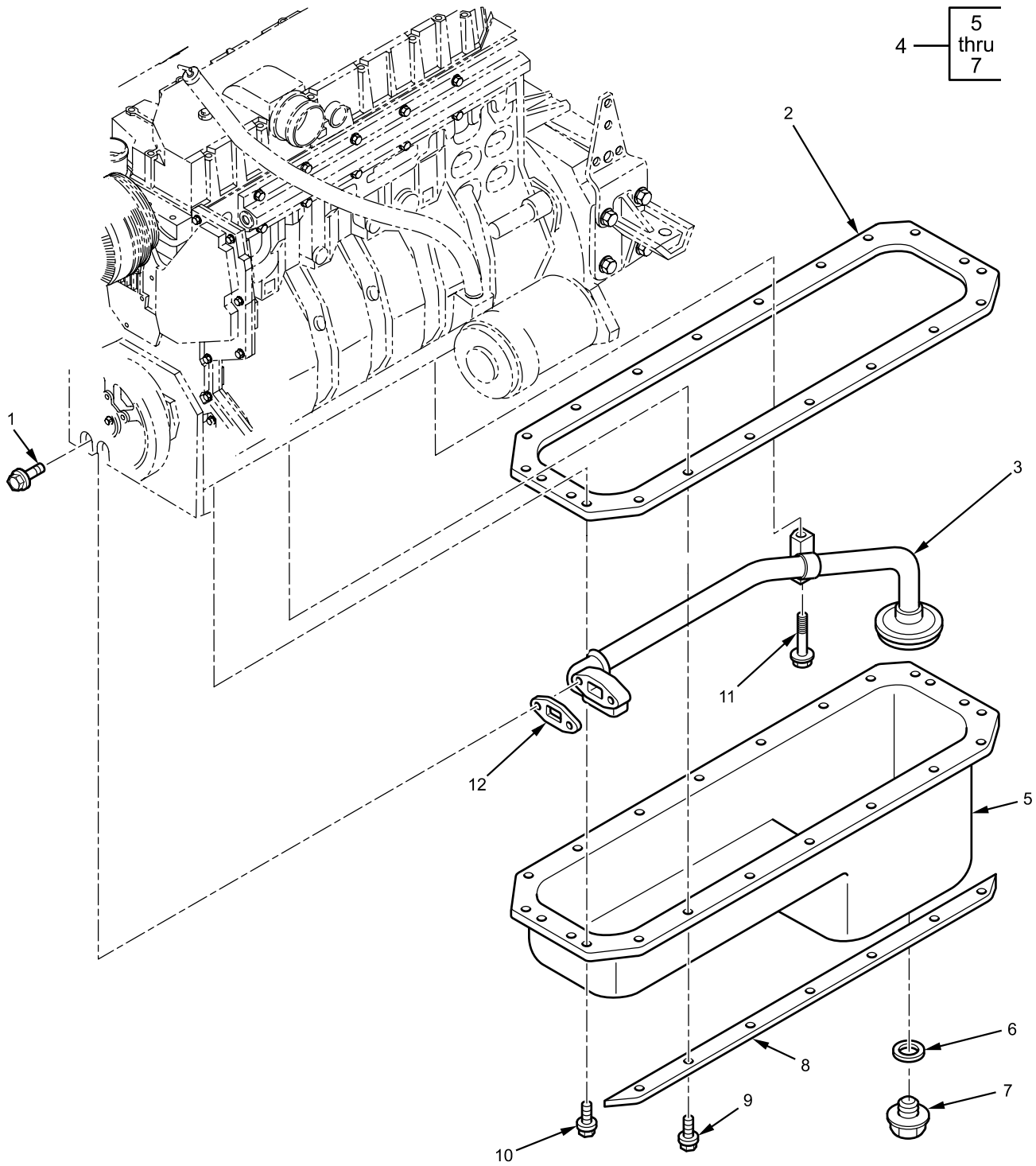
Oil Cooler - (CONTINUED)

(1) ITEM NO.	(2) SMR CODE	(3) NSN	(4) CAGEC	(5) PART NUMBER	(6) DESCRIPTION AND USABLE ON CODE (UOC)	(7) QTY
					GROUP 0106 ENGINE LUBRICATION SYSTEM FIGURE 13 Oil Cooler.	
1	PAFFF	2815-01-576-5550	338X5	1833359C95	COOLER ASSEMBLY, OIL.....	1
2	PAFFF	2930-01-563-9989	338X5	1841741C92	. COOLER SUB-ASSEMBLY, OIL	1
3	PAFZZ	4820-01-556-4941	338X5	1819418C2	. . VALVE	1
4	PCFZZ	5331-01-556-4926	338X5	1818400C1	. . O-RING.....	1
5	PAFZZ	2930-01-556-4883	338X5	1815904C2	. . COOLER, LUBRICATING	1
6	PAFZZ	4320-01-556-5107	338X5	1830623C1	. . HEADER, COOLER, FRONT	1
7	PAFZZ	4730-01-363-8968	338X5	444618	. . PLUG, PIPE.....	2
					1/4 - 18 NPT.	
8	XAFZZ		338X5	1841737C1	. . HEADER, COOLER, REAR	1
9	XAFFF		338X5	1845826C92	. . FITTING ASSEMBLY, TURBO OIL	1
10	PCFZZ	5331-01-556-5148	338X5	1839026C1	. . . O-RING	1
11	PCFZZ	5331-01-556-4885	338X5	1815980C1	. . . O-RING	1
12	PCFZZ	5331-01-556-5015	338X5	1824735C1	. O-RING	2
13	PCFZZ	5330-01-556-4902	338X5	1817849C3	. GASKET, FILTER HEADER, OIL	1
14	PCFZZ	5331-01-556-5016	338X5	1824736C1	. O-RING	2
15	PCFZZ	5330-01-556-5098	338X5	1830362C1	. SEAL, PLAIN.....	1
16	PCFZZ	5331-01-556-4970	338X5	1821098C2	O-RING	4
17	PAFZZ	4710-01-581-8352	338X5	1830190C1	TUBE, METALLIC	1
18	PAFZZ	5306-01-556-4915	89346	1817962C1	BOLT, FLANGE HEAD	3
					M8 - 1.25 X 100 MM	
19	PAFZZ	5307-01-556-4943	338X5	1819931C1	STUD, PLAIN	2
					M8 - 1.25 X 19 X 100 MM	
20	PAFZZ	2910-01-555-5093	338X5	1842816C2	FILTER, OIL	1
21	PAFZZ	5307-01-556-4964	338X5	1820921C1	STUD, PLAIN	1
					M8 - 1.25 X 19 X 30 MM	
22	PAFZZ	4720-01-556-4894	338X5	1817669C1	TUBE.....	1
23	PAFZZ	5306-01-556-4899	0Y3H3	0161880	BOLT, FLANGE HEAD	1
					M8 - 1.25 X 16 MM	
24	PAFZZ	5340-01-556-4895	89346	1817671C1	BRACKET, MOUNTING	1
25	PAFZZ	4820-01-556-4881	338X5	1815239C3	VALVE, REGULATING	1
26	PCFZZ	5331-01-556-4960	89346	1820907C2	O-RING	3
					END OF FIGURE	

FIELD MAINTENANCE

OIL PAN

Oil Pan - (CONTINUED)



B23P0100173

Figure 14. Oil Pan.

Oil Pan - (CONTINUED)

(1) ITEM NO.	(2) SMR CODE	(3) NSN	(4) CAGEC	(5) PART NUMBER	(6) DESCRIPTION AND USABLE ON CODE (UOC)	(7) QTY
					GROUP 0106 ENGINE LUBRICATION SYSTEM FIGURE 14 Oil Pan.	
1	PAFZZ	5306-01-535-8163	89346	1817960C1	BOLT, FLANGE HEAD M8 - 1.25 X 45 MM	2
2	PCFZZ	5330-01-437-1284	338X5	1826587C1	GASKET	1
3	PAFZZ		338X5	1834491C1	TUBE ASSEMBLY, OIL PICK UP	1
4	PAFFF	2815-01-556-5005	338X5	1823740C93	OIL PAN ASSEMBLY	1
5	XAFFF		338X5	1823741C1	OIL PAN	1
6	PCFZZ	5330-01-556-5042	338X5	1825610C1	GASKET, DRAIN PLUG	1
7	PAFZZ	4730-01-556-5037	338X5	1841264C1	PLUG, OIL, MACHINE THREAD	1
					M25	
8	PAFZZ	5340-01-556-4987	338X5	1879473C1	BAR, OIL PAN MOUNTING	2
9	PAFZZ	5306-01-556-5003	338X5	1823275C1	BOLT, MACHINE	14
					M8 - 1.25 X 30 MM	
10	PAFZZ	5306-01-556-5006	338X5	1823281C1	BOLT, MACHINE	8
					M8 - 1.25 X 24 MM	
11	PAFZZ	5330-01-556-5042	338X5	1829820C1	BOLT	1
					M8 - 1.25 X 16 MM	
12	PCFZZ	5330-01-556-4888	89346	1816722C2	GASKET, OIL SUCTION	1
					END OF FIGURE	

FIELD MAINTENANCE

OIL PUMP UNIT

Oil Pump Unit - (CONTINUED)

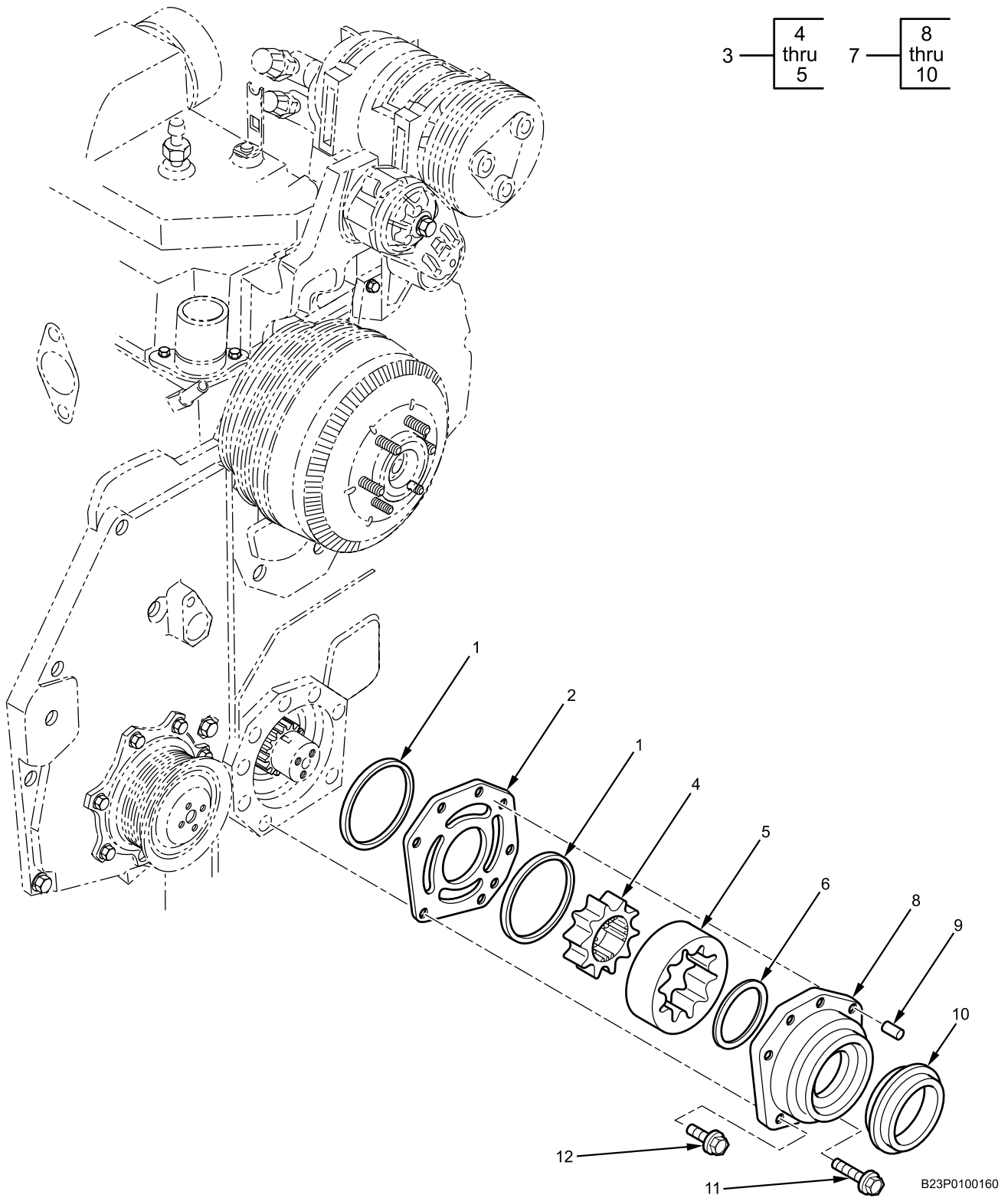


Figure 15. Oil Pump Unit.

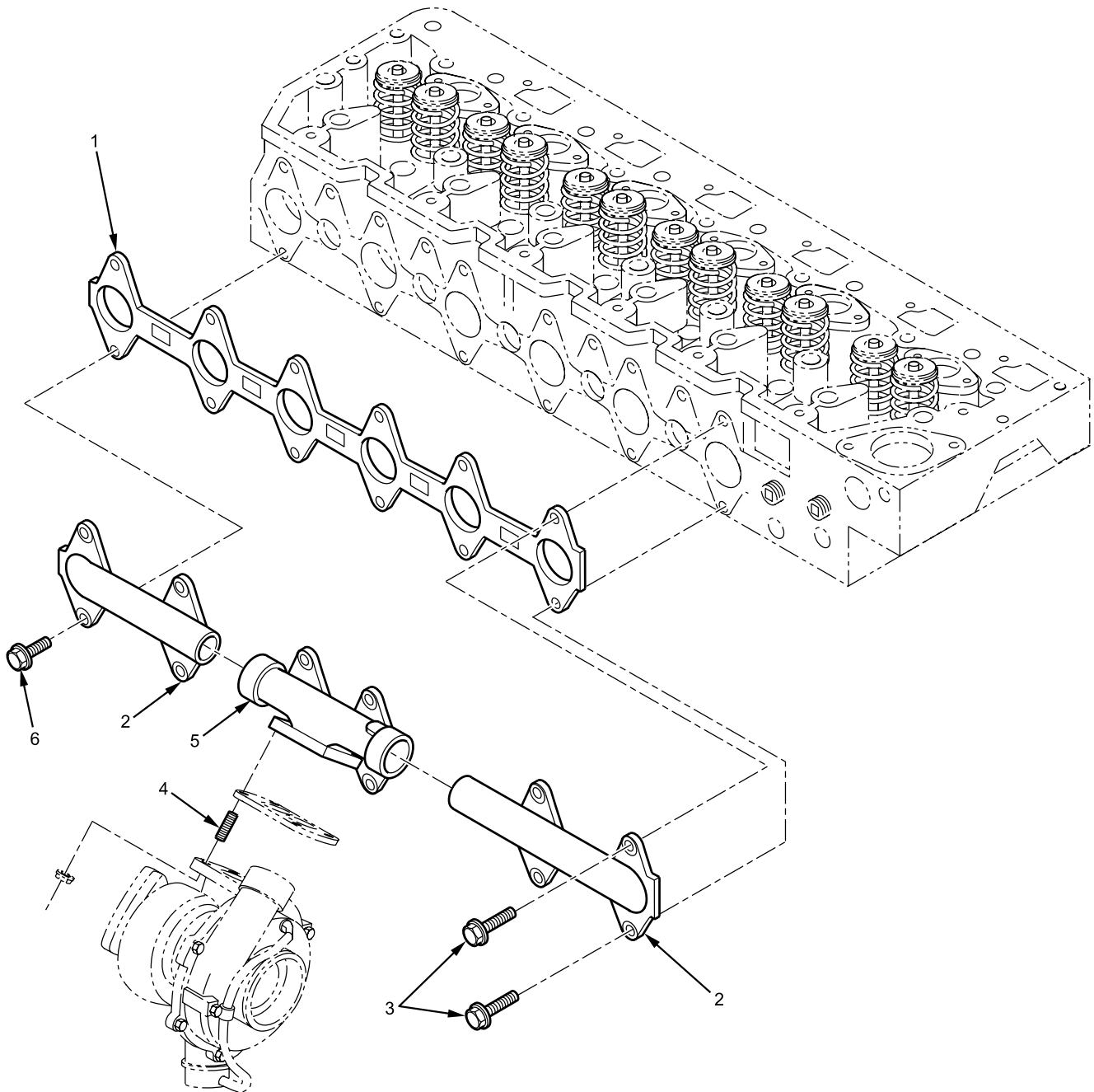
Oil Pump Unit - (CONTINUED)

(1) ITEM NO.	(2) SMR CODE	(3) NSN	(4) CAGEC	(5) PART NUMBER	(6) DESCRIPTION AND USABLE ON CODE (UOC)	(7) QTY
					GROUP 0106 ENGINE LUBRICATION SYSTEM FIGURE 15 Oil Pump Unit.	
1	PCFZZ	5330-01-535-7913	338X5	1817862C1	SEAL, PLAIN.....	2
					PART OF KIT P/N 1833357C95	
2	PAFZZ	5340-01-556-5065	89346	1827400C1	PLATE, MOUNTING.....	1
					PART OF KIT P/N 1833357C95	
3	PAFZZ	4320-01-556-5064	338X5	1827397C91	ROTOR, PUMP.....	1
					PART OF KIT P/N 1833357C95	
4	XAFZZ		338X5	1827399C1	ROTOR, INTERNAL.....	1
5	XAFZZ		338X5	1827398C1	ROTOR, OUTER.....	1
6	PAFZZ	5310-01-166-0762	92679	687024C1	WASHER, SPRING.....	1
7	KFFZZ		89346	1827395C93	HOUSING, OIL PUMP.....	1
					PART OF KIT P/N 1833357C95	
8	XAFZZ		338X5	1827396C3	HOUSING SECTION.....	1
9	PAFZZ	5315-01-556-6784	338X5	680482C1	PIN, STRAIGHT.....	2
10	PCFZZ	5330-01-556-5123	338X5	1833096C94	SEAL, OIL.....	1
					FRONT	
11	PAFZZ	5306-01-556-4904	338X5	1817859C1	BOLT, MACHINE.....	4
					M8 - 1.25 X 60 MM	
12	PAFZZ	5306-01-535-8161	89346	1817957C1	BOLT, FLANGE HEAD.....	2
					M8 - 1.25 X 25 MM	
1	PAFZZ	2815-01-556-5127	338X5	1833357C95	KIT, OIL PUMP.....	1
2					SEAL, PLAIN.....	2
3					PLATE, MOUNTING.....	1
7					ROTOR, PUMP.....	1
					HOUSING, OIL PUMP.....	1
					END OF FIGURE	

FIELD MAINTENANCE

EXHAUST MANIFOLD

Exhaust Manifold - (CONTINUED)



B23P0100178

Figure 16. Exhaust Manifold.

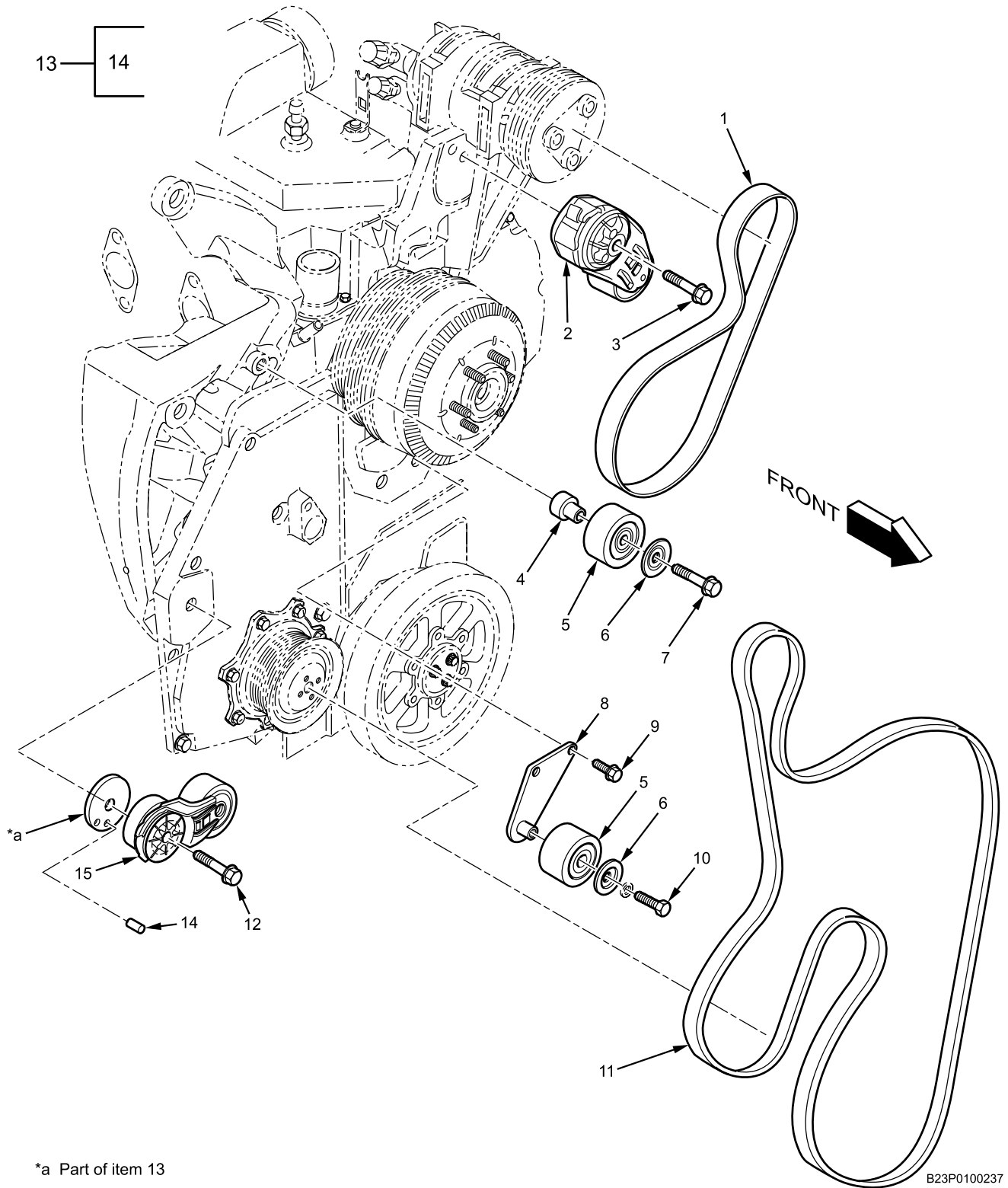
Exhaust Manifold - (CONTINUED)

(1) ITEM NO.	(2) SMR CODE	(3) NSN	(4) CAGEC	(5) PART NUMBER	(6) DESCRIPTION AND USABLE ON CODE (UOC)	(7) QTY
					GROUP 0108 MANIFOLDS FIGURE 16 Exhaust Manifold.	
1	PAFZZ	5330-01-347-3726	89346	1825436C1	GASKET, EXHAUST MANIFOLD.....	1
2	PAFZZ		338X5	1814149C2	MANIFOLD, EXHAUST, END.....	2
3	PAFZZ		338X5	1873161C2	BOLT, PREVAILING TORQUE.....	2
					M12 - 1.75 X 70 MM	
4	PAFZZ	5307-01-556-4977	338X5	1821642C3	STUD, PLAIN	4
					TURBO ADAPTER, M10 - 1.25 X M10 - 1.5	
5	PAFZZ	2815-01-535-8311	89346	1818561C4	MANIFOLD, EXHAUST, CENTER	1
6	PAFZZ	5306-01-556-4901	89346	1817830C1	BOLT, MACHINE	10
					M12 - 1.75 X 35 MM	
					END OF FIGURE	

FIELD MAINTENANCE

ACCESSORY DRIVE

Accessory Drive - (CONTINUED)



*a Part of item 13

B23P0100237

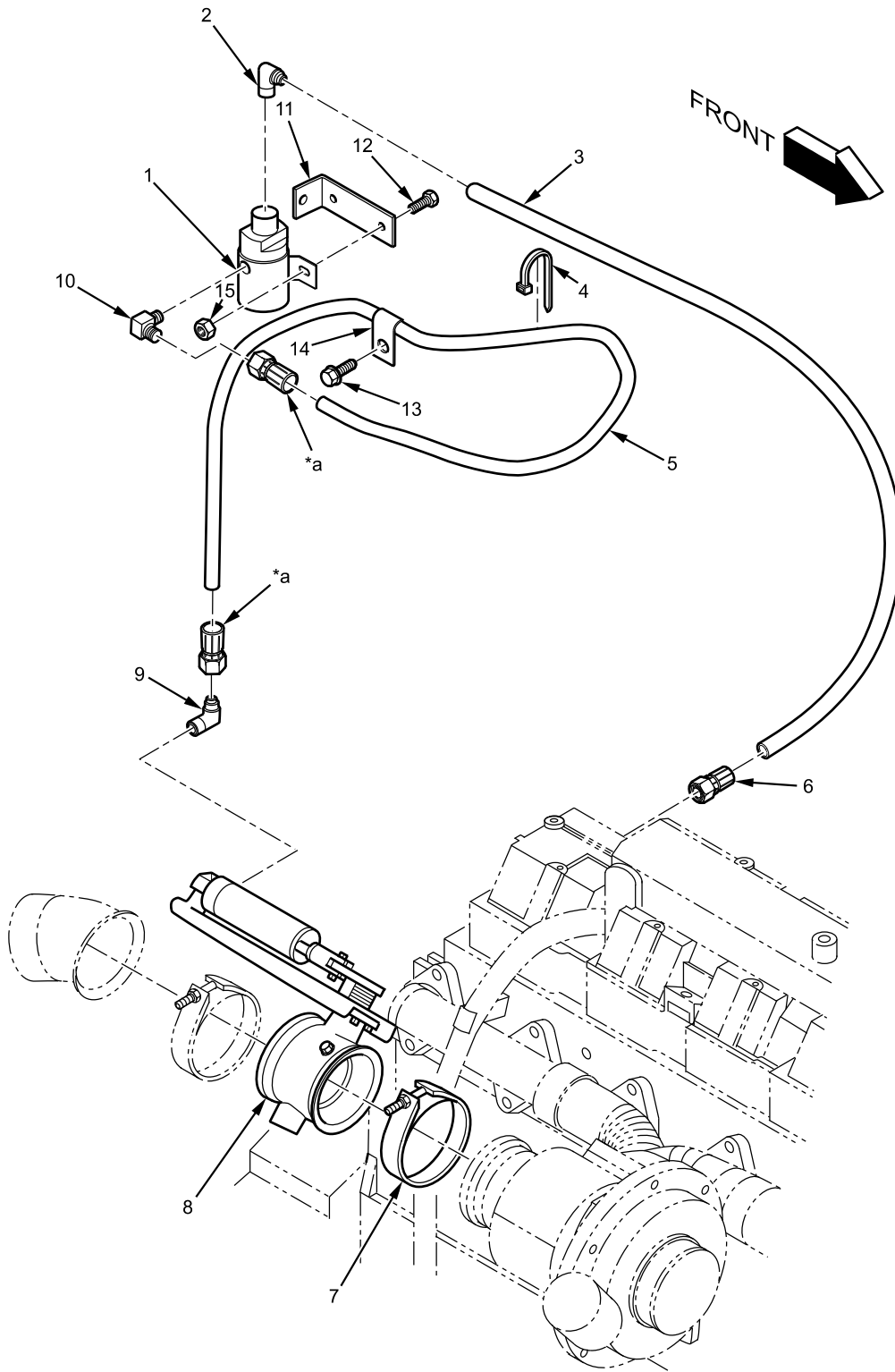
Figure 17. Accessory Drive.

Accessory Drive - (CONTINUED)

(1) ITEM NO.	(2) SMR CODE	(3) NSN	(4) CAGEC	(5) PART NUMBER	(6) DESCRIPTION AND USABLE ON CODE (UOC)	(7) QTY
					GROUP 0109 ACCESSORY DRIVING MECHANISMS FIGURE 17 Accessory Drive.	
1	PCFZZ	3030-01-555-4844	338X5	2005148C1	BELT, A/C COMPRESSOR.....	1
2	PAFZZ	3020-01-512-5996	338X5	3543883C1	TENSIONER, BELT.....	1
3	PAFZZ	5306-01-512-1516	338X5	30255R1	BOLT, MACHINE	1
					M10 - 1.5 X 80 MM	
4	PAFZZ	5365-01-556-5171	338X5	1847487C1	SPACER, PLATE.....	1
5	PAFZZ	3020-01-556-5158	338X5	1841930C1	PULLEY, GROOVE	2
6	PAFZZ	5340-01-556-5121	338X5	1832784C1	COVER, PROTECTIVE	2
7	PAFZZ	5306-01-556-5030	0Y3H3	40700	BOLT, MACHINE	1
					M10 - 1.5 X 60 MM	
8	PAFZZ	2590-01-556-6428	338X5	3820679C1	BRACKET, VEHICULAR.....	1
9	PAFZZ	5306-01-512-1654	338X5	31055R1	BOLT, FLANGE HEAD	2
					M8 - 1.25 X 25 MM	
10	PAFZZ	5306-01-556-4978	89346	30665R2	BOLT, FLANGE HEAD	1
					M10 - 1.5 X 30 MM	
11	PCFZZ	3030-01-555-4843	338X5	1881226C1	BELT, V-RIB.....	1
12	PAFZZ	5306-01-556-4981	338X5	1822018C1	BOLT, MACHINE	1
					M10 - 1.5 X 90 MM	
13	PAFFF	5365-01-556-5183	338X5	1880245C91	SPACER ASSEMBLY, TENSIONER	1
14	PAFZZ	5315-01-556-5517	338X5	30336R1	. PIN, STRAIGHT HEADED	1
					M8 X 10 MM	
15	PAFZZ	3950-01-555-5135	338X5	3508604C91	TENSIONER, PULLEY	1
					END OF FIGURE	

FIELD MAINTENANCE
ENGINE EXHAUST BRAKE

Engine Exhaust Brake - (CONTINUED)



*a Part of item 5

B23P0100006

Figure 18. Engine Exhaust Brake.

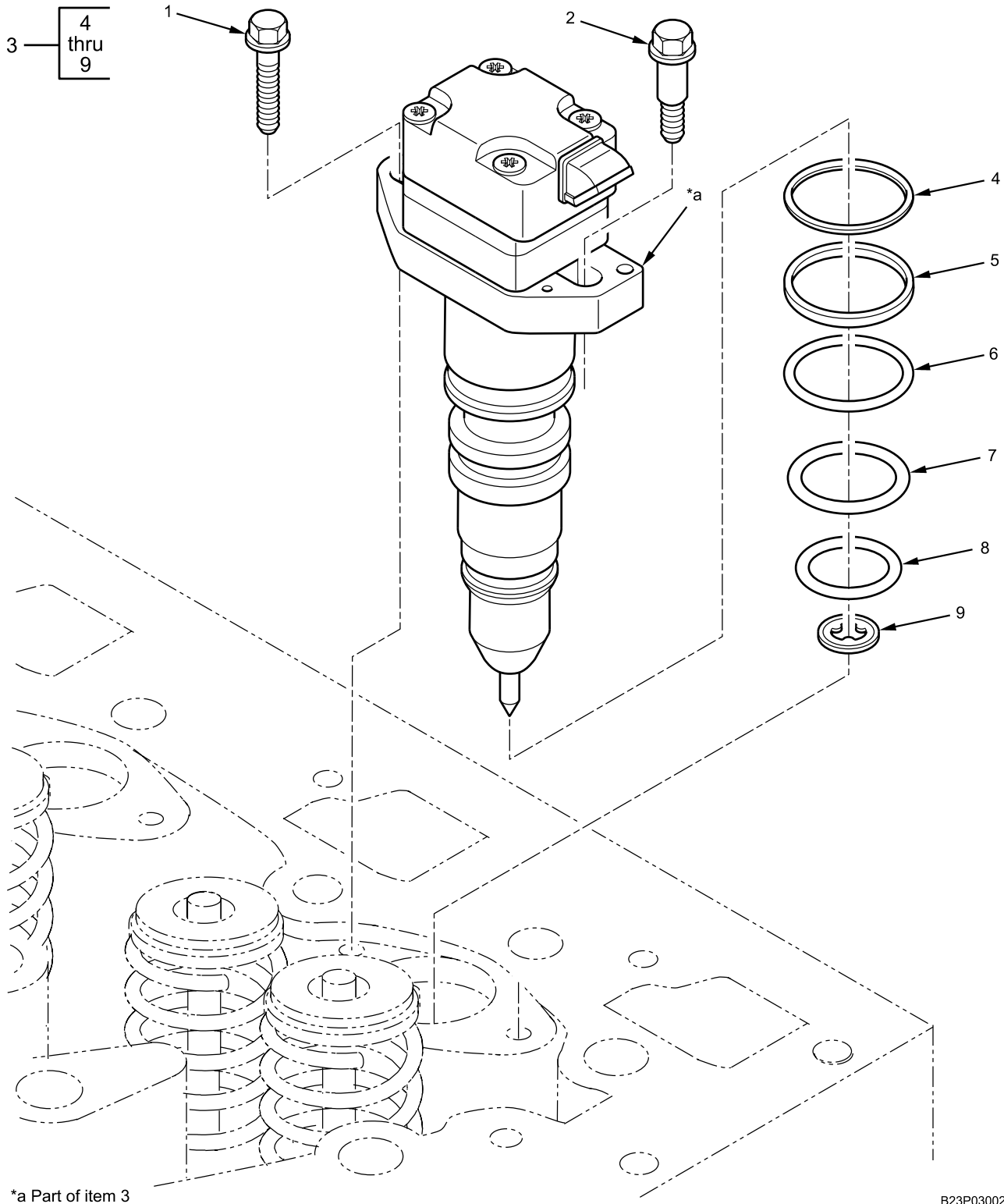
Engine Exhaust Brake - (CONTINUED)

(1) ITEM NO.	(2) SMR CODE	(3) NSN	(4) CAGEC	(5) PART NUMBER	(6) DESCRIPTION AND USABLE ON CODE (UOC)	(7) QTY
					GROUP 0112 ENGINE BRAKE FIGURE 18 Engine Exhaust Brake.	
1	PAFZZ	4810-01-540-9358	51JB4	301-NCB1P	SOLENOID, EXHAUST BRAKE.....	1
2	PAFZZ	4730-01-556-5218	93061	VS169PMTNS-4-4	FITTING, QUICK CONNECT	1
					1/4-IN. X 1/4-IN.	
3	MFFZZ		89346	417196C3X520MM	TUBE, BLACK NYLON, 1/4-IN. OD.	1
					MAKE FROM TUBING, BLACK NYLON, CAGEC 89346, PART NUMBER 417196C3, LENGTH 520-MM	
4	PAFZZ	5340-00-421-5015	53421	T50R-OHS	STRAP, CABLE LOCK	2
5	PAFZZ		338X5	3857999C91	HOSE, FLEX AIR	1
6	PAFZZ	4730-01-556-5210	93061	VS68PMT-4-2	COUPLING, PIPE	1
					1/4-IN. X 1/8-IN.	
7	PAFZZ	5340-01-556-6182	338X5	3575670C91	CLAMP, EXHAUST PIPE	1
8	PAFZZ	2530-01-555-4955	338X5	3575124C91	BRAKE, EXHAUST COMPRESSION..	1
9	PAFZZ	4730-00-254-6211	81343	J5124-2010202B	ELBOW, PIPE TO TUBE.....	1
10	PAFZZ		338X5	28420H	ELBOW	1
11	PAFZZ	5340-01-556-5234	338X5	2024708C1	SUPPORT	1
12	PAFZZ	5306-01-556-6050	0Y3H3	0161876	BOLT, FLANGE HEAD	3
					M6 - 1.0 X 20 MM	
13	PAFZZ	5306-01-556-4923	338X5	30848R2	BOLT, FLANGE HEAD	1
					M10 - 1.50 X 20 MM	
14	PAFZZ	5340-01-557-0989	338X5	299407C1	CLAMP, LOOP	1
15	PAFZZ	5310-01-512-6160	0Y3H3	90680	NUT, HEX FLANGE	3
					M6 - 1.0	
					END OF FIGURE	

FIELD MAINTENANCE

FUEL INJECTOR

Fuel Injector - (CONTINUED)



*a Part of item 3

B23P0300206

Figure 19. Fuel Injector.

Fuel Injector - (CONTINUED)

(1) ITEM NO.	(2) SMR CODE	(3) NSN	(4) CAGEC	(5) PART NUMBER	(6) DESCRIPTION AND USABLE ON CODE (UOC)	(7) QTY
					GROUP 0301 CARBURETOR, FUEL INJECTOR FIGURE 19 Fuel Injector.	
1	PAFZZ	5306-01-556-5080	338X5	1830050C2	BOLT, MACHINE	6
					M6 - 1.0 X 31 MM	
2	PAFZZ	5306-01-556-5079	338X5	1830051C2	BOLT, SHOULDER.....	6
					M6 - 1.0 X 25 MM	
3	PAFFF	2915-01-556-5109	338X5	2593597C91	INJECTOR ASSEMBLY, FUEL	6
					WITH SEALS	
4	PCFZZ	5325-01-556-4891	338X5	1817073C2	. RING, UPPER BACKUP	1
					PART OF KIT P/N 1830742C92	
5	PCFZZ	2590-01-556-7370	338X5	1817074C1	. RING, UPPER CUSHION	1
					PART OF KIT P/N 1830742C92	
6	PCFZZ	5330-01-508-6977	338X5	1816000C1	. SEAL, UPPER INJECTOR.....	1
					PART OF KIT P/N 1830742C92	
7	PCFZZ	5330-01-556-5136	338X5	1834357C1	. SEAL, LOWER INJECTOR.....	1
					PART OF KIT P/N 1830742C92	
8	PCFZZ	5331-01-547-4911	338X5	1814695C1	. O-RING, INJECTOR	1
					PART OF KIT P/N 1830742C92	
9	PCFZZ	5330-01-556-5095	338X5	1830317C1	. GASKET, INJECTOR	1
					PART OF KIT P/N 1830742C92	
4	PAFZZ	5330-01-508-6977	338X5	1830742C92	PARTS KIT, SEAL REPLACEMENT	1
5					RING, UPPER BACKUP	1
6					RING, UPPER CUSHION	1
7					SEAL, UPPER INJECTOR	1
8					SEAL, LOWER INJECTOR.	1
9					O-RING, INJECTOR.	1
					GASKET, INJECTOR	1
					END OF FIGURE	

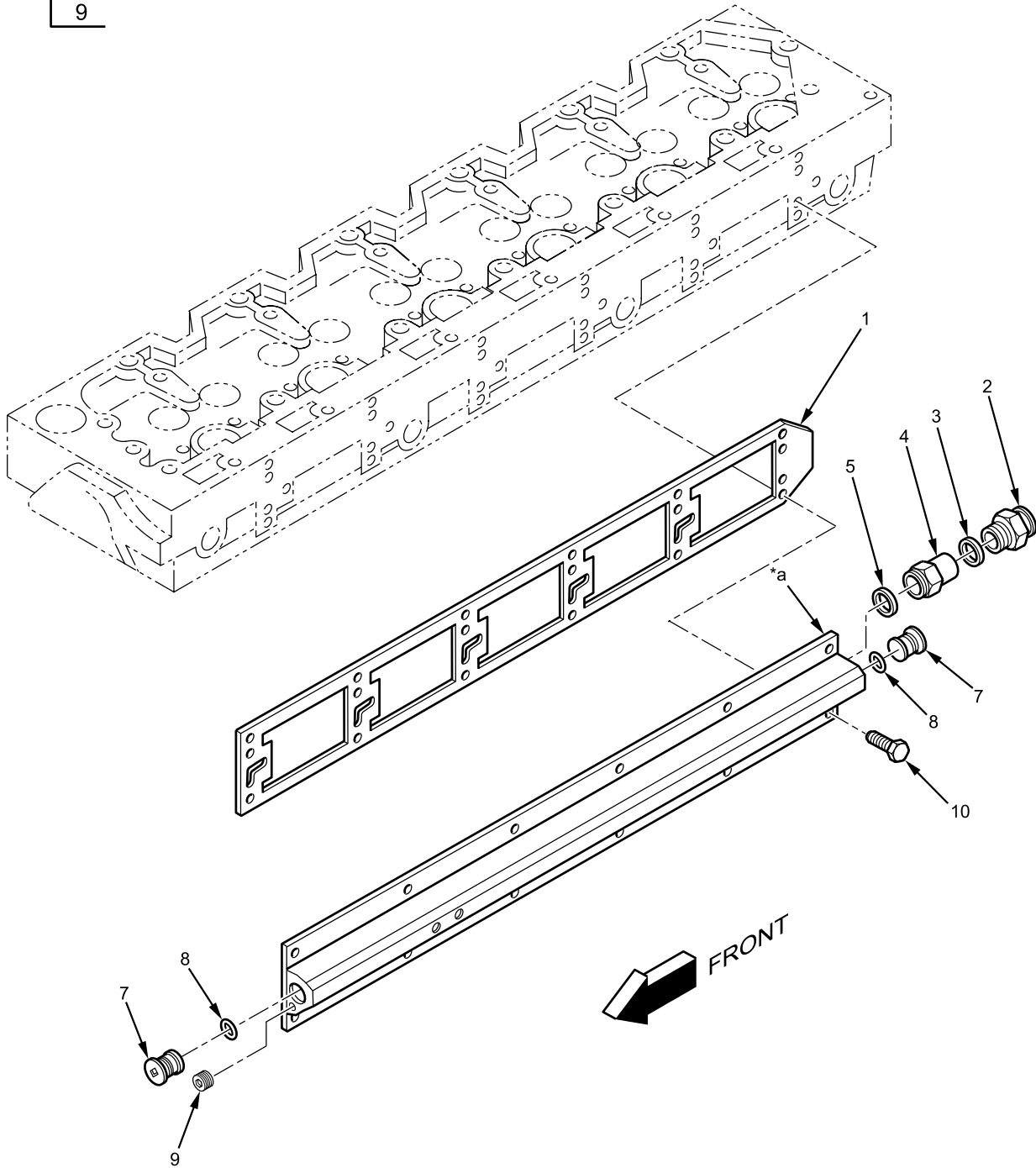
FIELD MAINTENANCE

OIL/FUEL MANIFOLD

Oil/Fuel Manifold - (CONTINUED)

6 —

7
thru
9



*a Part of item 6

B23P0300241

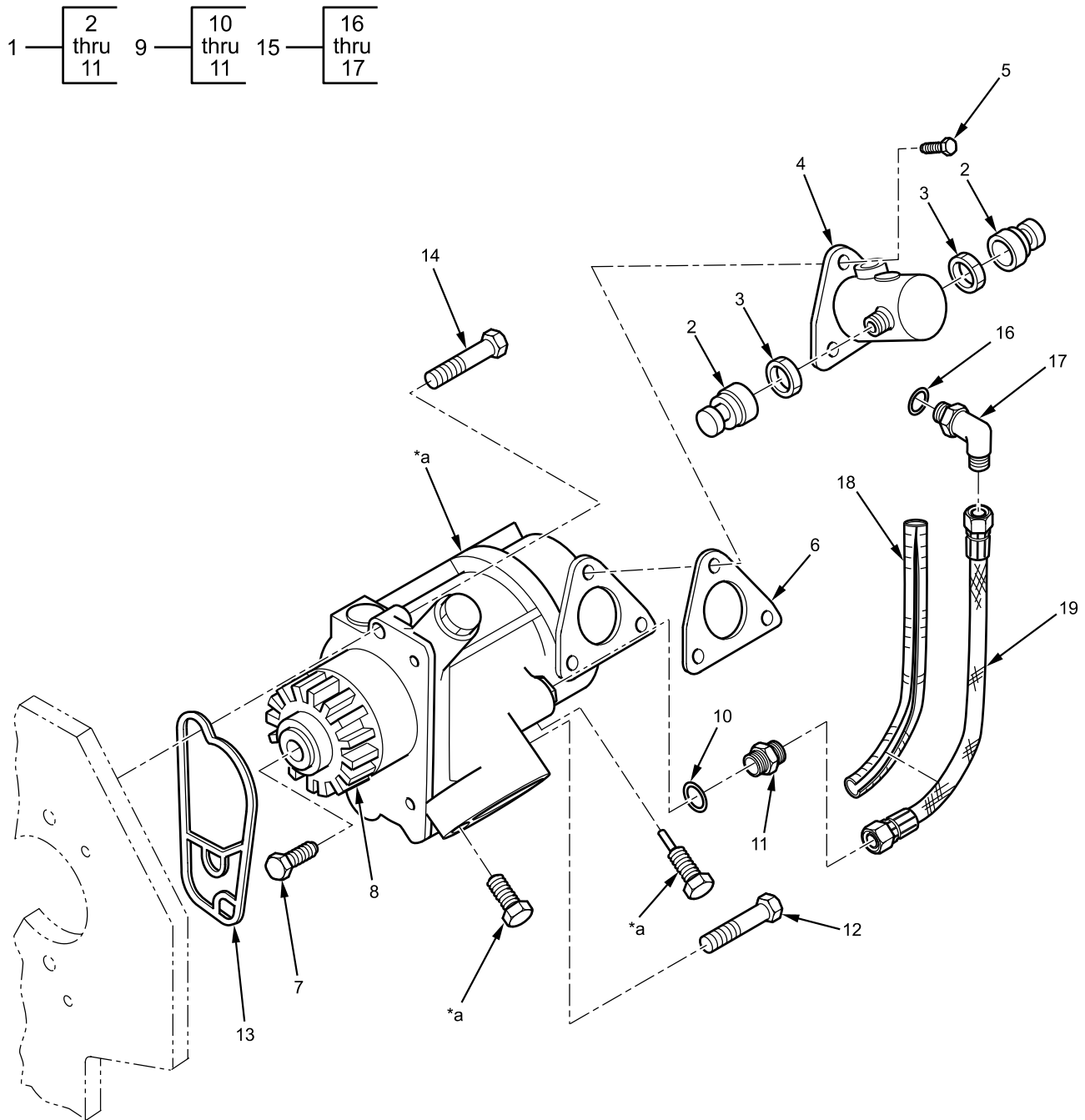
Figure 20. Oil/Fuel Manifold.

Oil/Fuel Manifold - (CONTINUED)

(1) ITEM NO.	(2) SMR CODE	(3) NSN	(4) CAGEC	(5) PART NUMBER	(6) DESCRIPTION AND USABLE ON CODE (UOC)	(7) QTY
					GROUP 0301 CARBURETOR, FUEL INJECTOR FIGURE 20 Oil/Fuel Manifold.	
1	PCFZZ	2805-01-512-4252	338X5	1822577C1	GASKET, MANIFOLD, OIL/FUEL	1
2	PAFZZ	4330-01-556-6053	338X5	3552482C1	ADAPTER, QUICK CONNECT	1
					M14	
3	PCFZZ	5330-01-363-1720	338X5	691273C1	GASKET, ADAPTER, COPPER.....	1
					14-MM	
4	PAFZZ	4820-01-556-5038	338X5	1825511C1	VALVE, REGULATOR	1
5	PCFZZ	5330-01-556-5157	338X5	1841622C1	GASKET, REGULATOR, COPPER.....	1
					16-MM	
6	PAFFF	2930-01-556-5072	338X5	1829825C92	MANIFOLD ASSEMBLY, HIGH-PRESSURE OIL/FUEL.....	1
7	PAFZZ	5365-01-556-5066	338X5	1827515C1	. PLUG, MACHINE THREAD	2
					M40 - 1.5	
8	PCFZZ	5340-01-556-5116	338X5	1831483C1	. SEAL, PLUG	2
9	PAFZZ	4730-00-044-4698	24617	444698	. PLUG, PIPE	1
					3/8-IN. NPT	
10	PAFZZ	5306-01-547-4891	0Y3H3	0161885	BOLT, FLANGE HEAD	12
					M8 - 1.25 X 40 MM END OF FIGURE	

FIELD MAINTENANCE
HIGH-PRESSURE INJECTOR PUMP

High-Pressure Injector Pump - (CONTINUED)



*a Part of Item 1

B23P0100182

Figure 21. High-Pressure Injector Pump.

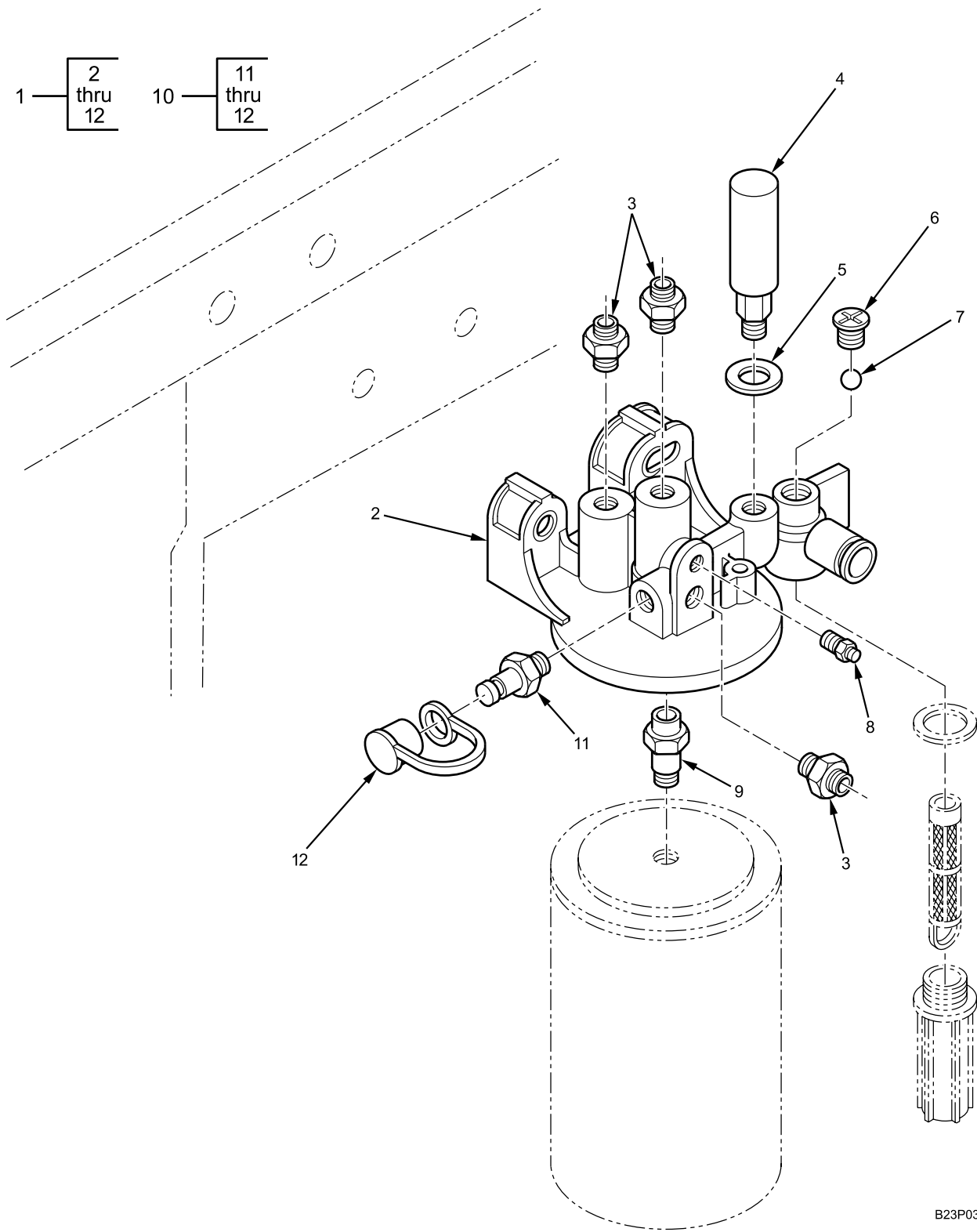
High-Pressure Injector Pump - (CONTINUED)

(1) ITEM NO.	(2) SMR CODE	(3) NSN	(4) CAGEC	(5) PART NUMBER	(6) DESCRIPTION AND USABLE ON CODE (UOC)	(7) QTY
GROUP 0302 FUEL PUMPS FIGURE 21 High-Pressure Injector Pump.						
1	PAFFF	4320-01-582-3615	338X5	1879088C92	PUMP	1
2	PAFZZ	5975-01-548-3815	338X5	1841487C91	. FITTING, ASSEMBLY, TUBE	2
3	PAFZZ				. GASKET, COPPER	2
4	XAFZZ		338X5	1842531C3	. PUMP, LOW PRESSURE FUEL	1
5	PAFZZ	5306-01-547-4896	89346	1817953C1	. BOLT, FLANGE HEAD	3
M6 - 1.0 X 16 MM						
6	PAFZZ	5330-01-566-5651	338X5	1841992C1	. GASKET, FUEL PUMP	1
7	PAFZZ		338X5	1841488C1	. BOLT, FLANGE HEAD	1
M14 - 1.5 X 28 MM						
8	PAFZZ		338X5	1841116C3	. GEAR, PUMP	1
9	PAFFF		338X5	1880921C91	. FITTING, ASSEMBLY	1
10	PCFZZ	5331-01-556-5008	338X5	1823790C1	. O-RING	1
11	XAFZZ			1880922C1	. FITTING, HOSE, 37-DEGREE FLARE	1
12	PAFZZ	5306-01-556-4934	0Y3H3	39125	BOLT, FLANGE HEAD	1
M8 - 1.25 X 70 MM						
13	PCFZZ	5330-01-556-5047	338X5	1825685C1	SEAL	1
14	PAFZZ	5306-01-556-5018	338X5	1824752C1	BOLT, FLANGE HEAD	1
M8 - 1.25 X 55 MM						
15	PAFFF	4730-01-556-5041	338X5	1825563C91	FITTING, ELBOW	1
16	PCFZZ	5331-01-556-5008	338X5	1823790C1	. O-RING	1
17	PAFZZ	4730-01-556-6823	338X5	3593052C91	. ELBOW	1
18	MFFZZ		338X5	1822646C1X7.75IN	LOOM	1
MAKE FROM CONDUIT, CAGEC 338X5, PART NUMBER 449632C1, LENGTH 7.75-IN.						
19	PAFZZ	4720-01-556-5071	338X5	1829802C1	HOSE	1
END OF FIGURE						

FIELD MAINTENANCE

FUEL FILTER HEADER

Fuel Filter Header - (CONTINUED)



B23P0300163

Figure 22. Fuel Filter Header.

Fuel Filter Header - (CONTINUED)

(1) ITEM NO.	(2) SMR CODE	(3) NSN	(4) CAGEC	(5) PART NUMBER	(6) DESCRIPTION AND USABLE ON CODE (UOC)	(7) QTY
					GROUP 0302 FUEL PUMPS FIGURE 22 Fuel Filter Header.	
1	PAFFF	2910-01-556-5144	338X5	1836287C92	HEADER ASSEMBLY, FUEL FILTER..	1
2	XAFZZ		338X5	1836409C1	. HEADER, FUEL FILTER	1
3	PAFZZ	4730-00-846-7656	0SAT8	606819C1	. ADAPTER	3
4	PAFZZ	2910-01-411-9491	338X5	1824946C2	. PUMP, HAND PRIMER	1
5	PCFZZ	5330-01-270-1628	338X5	1823029C1	. GASKET, HAND PRIMER.....	1
6	PAFZZ	5365-01-556-4963	338X5	1820919C1	. PLUG	1
7	PAFZZ	4820-01-556-4955	55752	31136	. BALL, CHECK VALVE.....	1
8	PAFZZ	4820-01-556-4887	55752	21120	. VALVE, PRIMING.....	1
9	PAFZZ	4330-01-556-4939	338X5	1819195C1	. ADAPTER, FINAL FILTER.....	1
10	PAFZZ	4820-01-556-4988	338X5	1822530C92	. VALVE, CHECK ASSEMBLY	1
11	PAFZZ	4820-01-556-5007	55752	31136	. VALVE, COMPUCHECK	1
12	PAFZZ	2530-01-513-4350	338X5	1655349C1	. CAP, DUST PROTECTIVE.....	1
					END OF FIGURE	

FIELD MAINTENANCE
AIR CLEANER AND AIR CLEANER MOUNTING

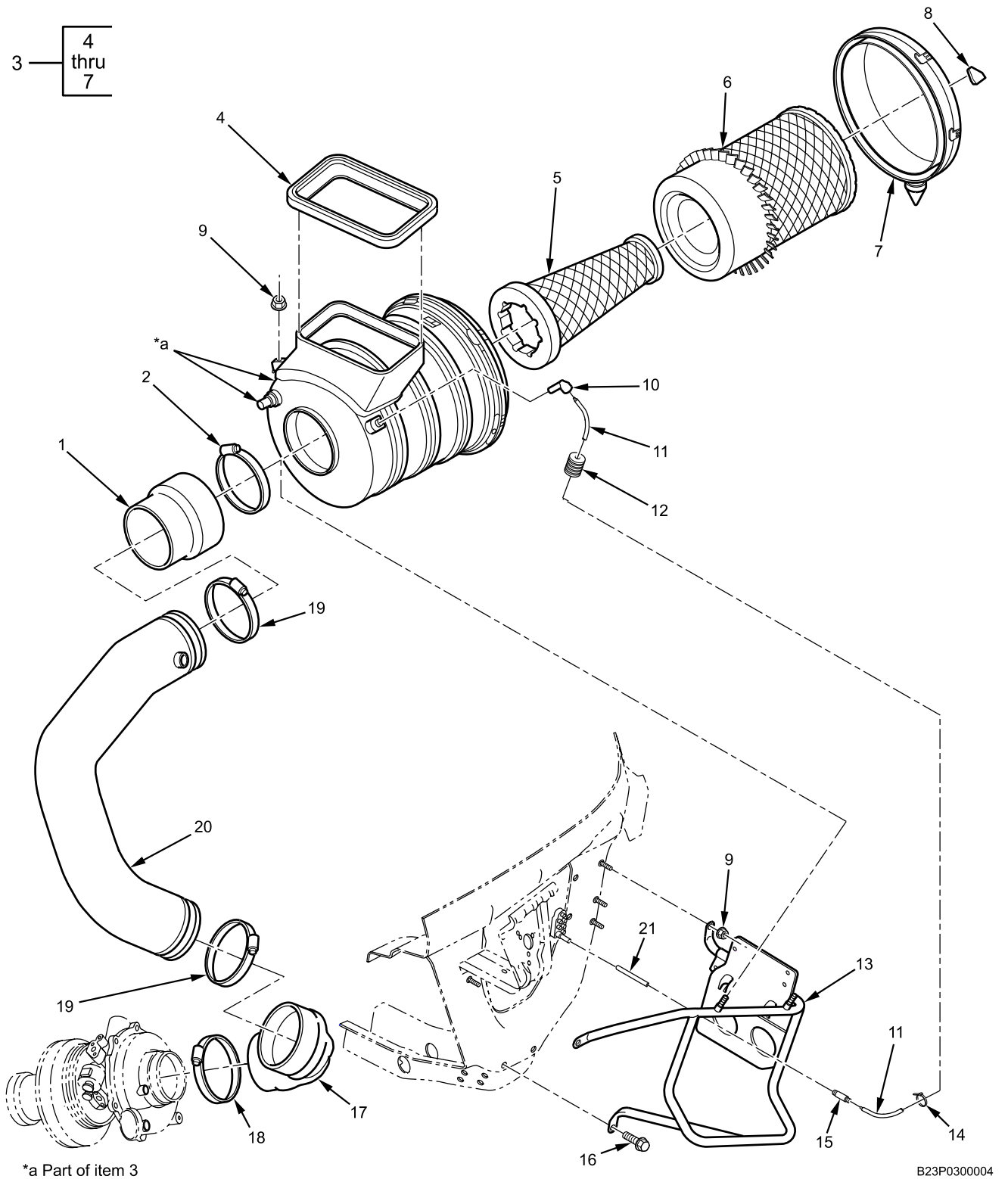
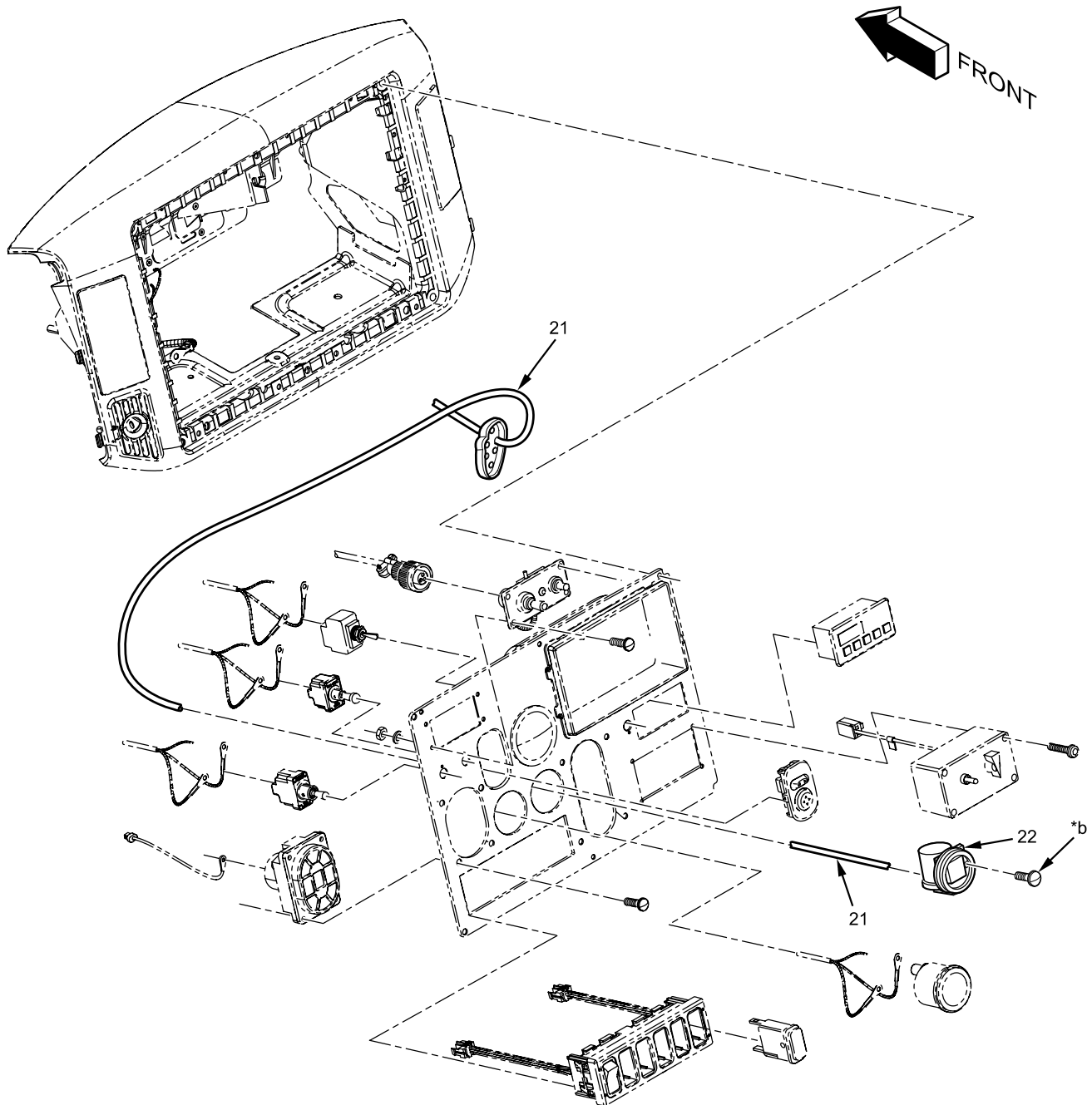


Figure 23. Air Cleaner and Air Cleaner Mounting (Sheet 1 of 2).

Air Cleaner and Air Cleaner Mounting - (CONTINUED)



*b Part of item 22

B23P030400293

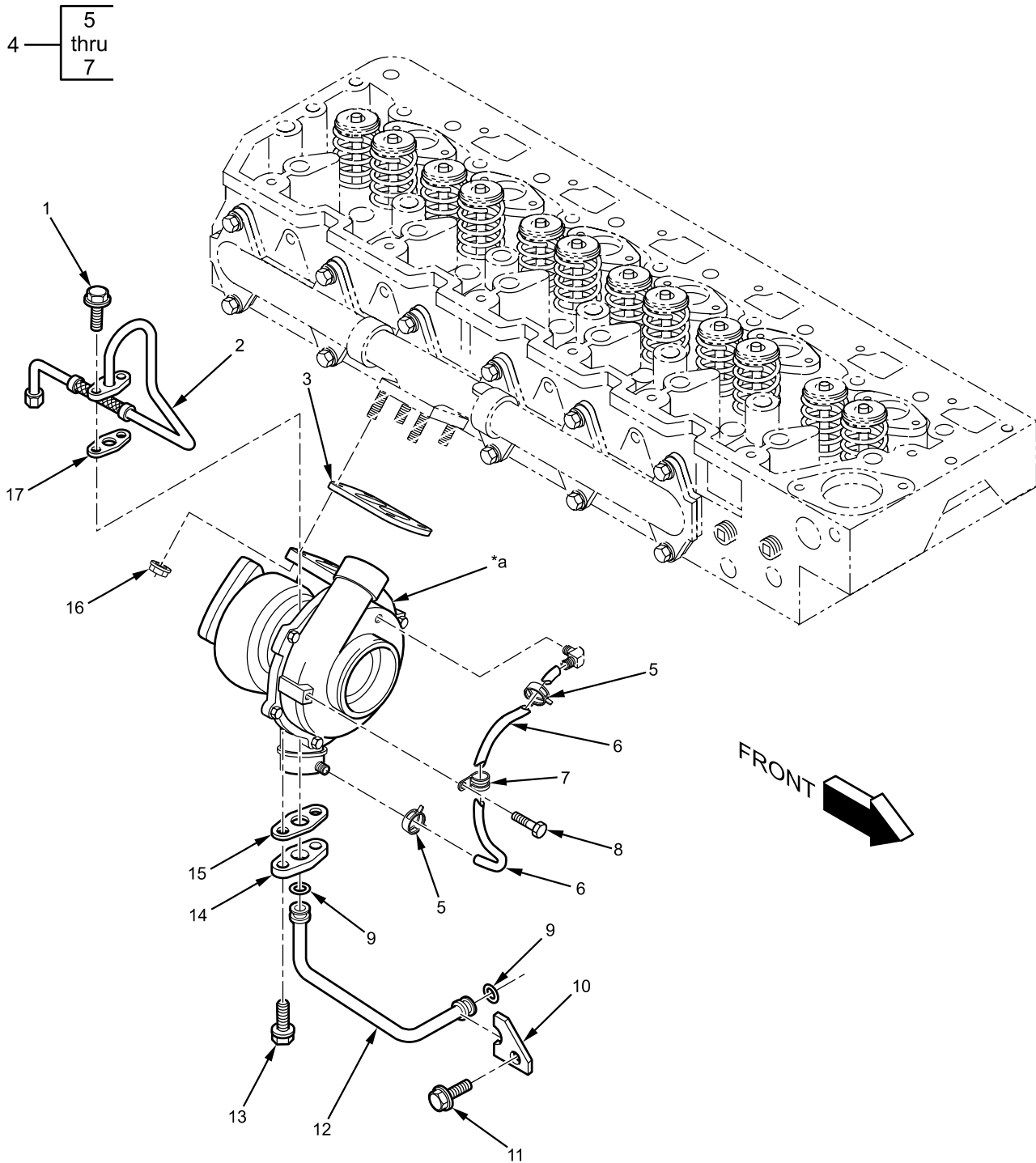
Figure 23. Air Cleaner and Air Cleaner Mounting (Sheet 2 of 2).

Air Cleaner and Air Cleaner Mounting - (CONTINUED)

(1) ITEM NO.	(2) SMR CODE	(3) NSN	(4) CAGEC	(5) PART NUMBER	(6) DESCRIPTION AND USABLE ON CODE (UOC)	(7) QTY
					GROUP 0304 AIR CLEANER FIGURE 23 Air Cleaner and Air Cleaner Mounting	
1	PCFZZ	4720-01-556-6212	338X5	3594122C1	HOSE, AIR CLEANER	1
2	PAFZZ	5340-01-556-6791	338X5	689476C1	CLAMP, HOSE	1
3	PAFFF	2530-01-555-4961	338X5	3612318C91	CLEANER, AIR, ASSEMBLY	1
4	PAFZZ	5330-01-566-5886	76700	Q714473	. INLET, SEAL	1
5	PAFZZ	2940-01-555-4940	338X5	3532801C1	. FILTER ELEMENT, INTERNAL.....	1
6	PAFZZ	2940-01-513-1502	89346	3532800C1	. FILTER, ELEMENT	1
7	PAFZZ	2815-01-576-5789	76700	Q760327	. COVER ASSEMBLY	1
8	PAFZZ	7690-01-556-6215	338X5	3595933C1	LABEL, CAUTION	1
9	PAFZZ	5310-01-512-6146	338X5	3535162C1	NUT, HEX FLANGE	4
					M8 - 1.25	
10	PAFZZ	4730-01-556-5229	338X5	2024445C1	ELBOW, HOSE	1
11	MFFZZ		338X5	417196C3X990MM	TUBE, BLACK NYLON, 1/4-IN. OD.	1
					MAKE FROM TUBING, BLACK NYLON, CAGEC 338X5, PART NUMBER 417196C3, LENGTH 990-MM	
12	MFFZZ		338X5	2644094R1X955MM	CONDUIT, BLACK, 1/4-IN. ID.	1
					MAKE FROM CONDUIT, CAGEC 338X5, PART NUMBER 2644094R1, LENGTH 955-MM	
13	PAFZZ	5340-01-556-4739	338X5	3819401C4	BRACKET, MOUNTING	1
14	PAFZZ	5340-00-421-5015	53421	T50R-OHS	STRAP, CABLE LOCK	1
15	PAFZZ	4730-01-451-8512	93061	62PMT-4	CONNECTOR, UNION.....	1
16	PAFZZ	5306-01-512-1654	338X5	31055R1	BOLT, FLANGE HEAD	1
					M8 - 1.25 X 25 MM	
17	PCFZZ	4720-01-556-7088	338X5	3582531C1	HOSE, AIR CLEANER	1
18	PAFZZ	5340-01-556-5195	338X5	2000824C1	CLAMP, LOOP	1
19	PAFZZ	4730-01-556-6792	338X5	690069C1	CLAMP, HOSE	2
20	PAFZZ	4720-01-556-7033	338X5	3818439C1	PIPE, AIR	1
21	MFFZZ		338X5	417196C3X1380MM	TUBE, BLACK NYLON, 1/4-IN. OD.	1
					MAKE FROM TUBING, BLACK NYLON, CAGEC 338X5, PART NUMBER 417196C3, LENGTH 1380-MM	
22	PAFZZ	6620-01-398-8986	338X5	556779C91	GAUGE, AIR CLEANER	1
					END OF FIGURE	

FIELD MAINTENANCE
TURBOCHARGER ASSEMBLY

Turbocharger Assembly - (CONTINUED)



*a Part of item 4

B23P0300202

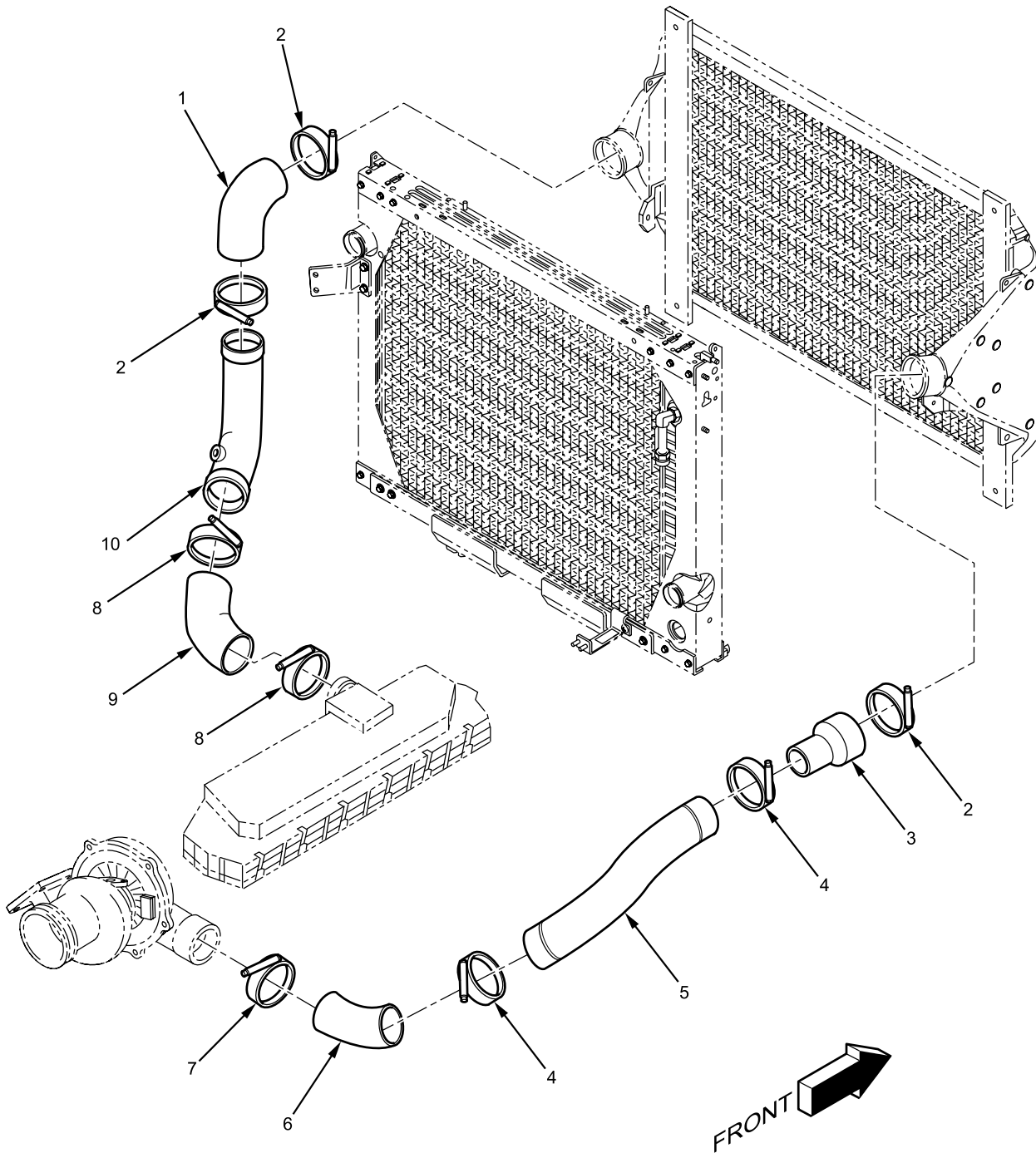
Figure 24. Turbocharger Assembly.

Turbocharger Assembly - (CONTINUED)

(1) ITEM NO.	(2) SMR CODE	(3) NSN	(4) CAGEC	(5) PART NUMBER	(6) DESCRIPTION AND USABLE ON CODE (UOC)	(7) QTY
					GROUP 0305 SUPERCHARGER, BLOWER, TURBOCHARGER, OR ALTITUDE COMPENSATOR FIGURE 24 Turbocharger Assembly.	
1	PAFZZ	5306-01-535-8160	89346	1817956C1	BOLT, FLANGE HEAD M8 - 1.25 X 20 MM	1
2	PAFZZ	4720-01-556-5166	338X5	1845824C1	TUBE, TURBO OIL INLET	1
3	PCFZZ	5330-01-556-4984	338X5	1822120C1	GASKET, TURBOCHARGER.....	1
4	PAFFF	2950-01-555-5448	338X5	1836094C93	TURBO, GT3782.....	1
5	PAFZZ		338X5	1821344C1	. CLAMP	2
6	PCFZZ		338X5	1829950C2	. HOSE	1
7	PAFZZ		338X5	1823905C1	. CLIP	1
8	PAFZZ		338X5	1823904C1	. SCREW.....	1
9	PCFZZ	5331-01-547-4884	338X5	1818402C2	O-RING	3
10	PAFZZ	5340-01-556-4895	338X5	1817671C1	BRACKET	1
11	PAFZZ	5306-01-556-4899	0Y3H3	0161880	BOLT, FLANGE HEAD M8 - 1.25 X 16 MM	1
12	PAFZZ	4710-01-556-5046	338X5	1825669C1	TUBE, TURBO OIL DRAIN	1
13	PAFZZ	5306-01-556-4920	338X5	1817978C1	BOLT, FLANGE HEAD	1
					M8 - 1.25 X 35 MM	
14	PAFZZ	4930-01-556-5045	338X5	1825667C1	FLANGE, TURBO OIL DRAIN	1
15	PCFZZ	5330-01-556-4966	338X5	1820936C1	GASKET, TURBO OIL DRAIN	1
16	PAFZZ	5310-01-548-3746	338X5	1841574C2	NUT, FLANGE	1
					M10 - 1.25	
17	PCFZZ	5330-00-757-5328	13446	253660R2	GASKET, OIL INLET FLANGE..... END OF FIGURE	1

FIELD MAINTENANCE
CHARGE AIR COOLER, HOSE, AND PIPE

Charge Air Cooler, Hose, and Pipe - (CONTINUED)



B23P0300026

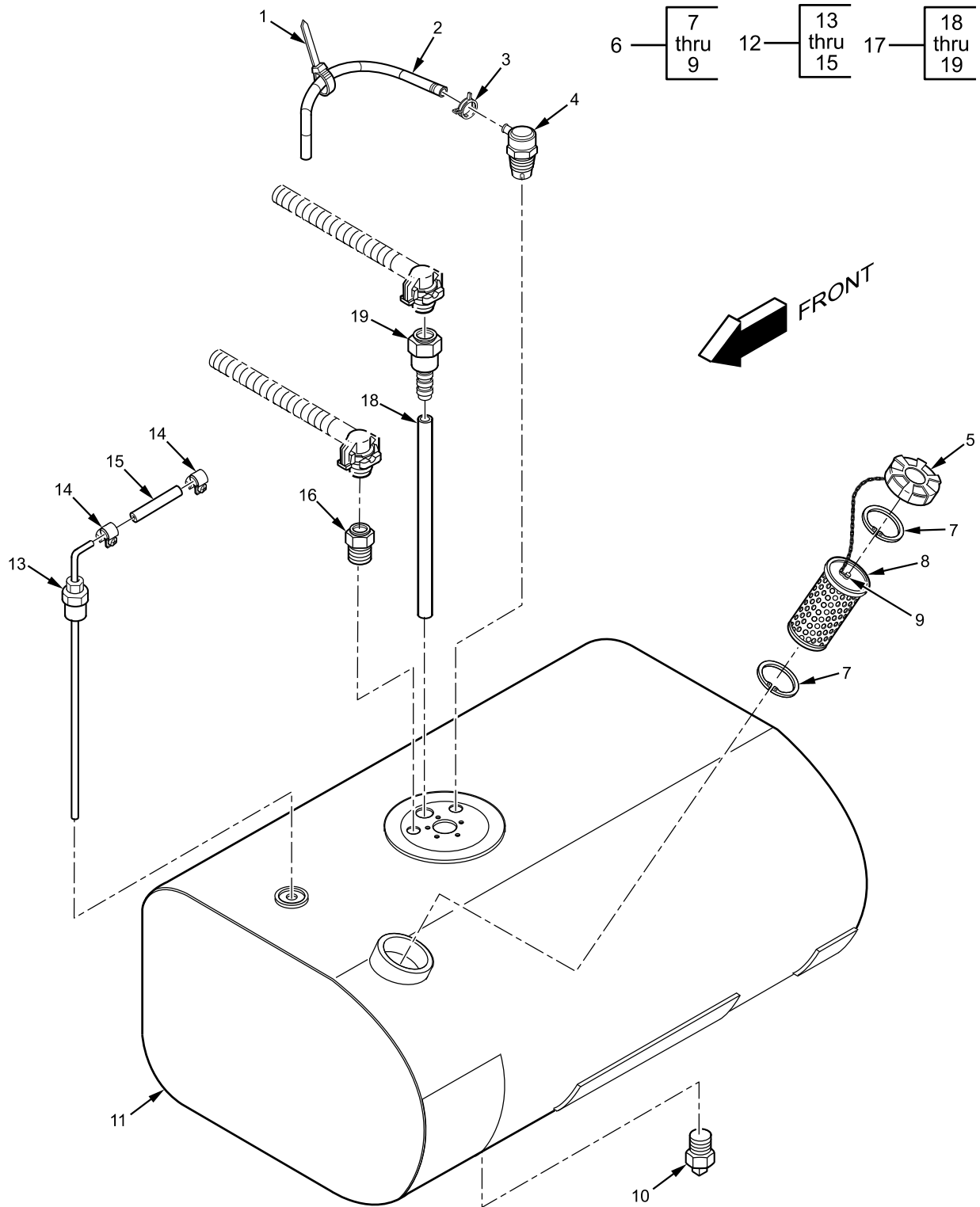
Figure 25. Charge Air Cooler, Hose, and Pipe.

Charge Air Cooler, Hose, and Pipe - (CONTINUED)

(1) ITEM NO.	(2) SMR CODE	(3) NSN	(4) CAGEC	(5) PART NUMBER	(6) DESCRIPTION AND USABLE ON CODE (UOC)	(7) QTY
					GROUP 0305 SUPERCHARGER, BLOWER, TURBOCHARGER, OR ALTITUDE COMPENSATOR FIGURE 25 Charge Air Cooler, Hose, and Pipe.	
1	PCFZZ	4720-01-556-6115	338X5	3561905C2	HOSE, NONMETALLIC.....	1
2	PAFZZ	5340-01-556-6093	338X5	3557858C1	CLAMP, LOOP	3
3	PCFZZ	4720-01-556-4626	338X5	1699680C1	HOSE, REDUCER	1
4	PAFZZ	5340-01-556-5207	338X5	2015699C1	CLAMP, FLEX SEAL	2
5	PAFZZ	4720-01-556-4718	338X5	3818367C1	PIPE, AIR DUCT	1
6	PCFZZ	4730-01-556-6116	338X5	3561932C1	HOSE, NONMETALLIC.....	1
7	PAFZZ	5340-01-556-6092	338X5	3557854C1	CLAMP, LOOP	1
8	PAFZZ	4730-01-556-5240	338X5	2026730C1	CLAMP, LOOP	2
9	PCFZZ	4730-01-556-4527	338X5	1648127C1	HOSE, NONMETALLIC.....	1
10	PAFZZ	4720-01-556-4736	338X5	3819328C1	PIPE, AIR DUCT	1
					END OF FIGURE	

FIELD MAINTENANCE
FUEL TANK ASSEMBLY

Fuel Tank Assembly - (CONTINUED)



B23P0300031

Figure 26. Fuel Tank Assembly.

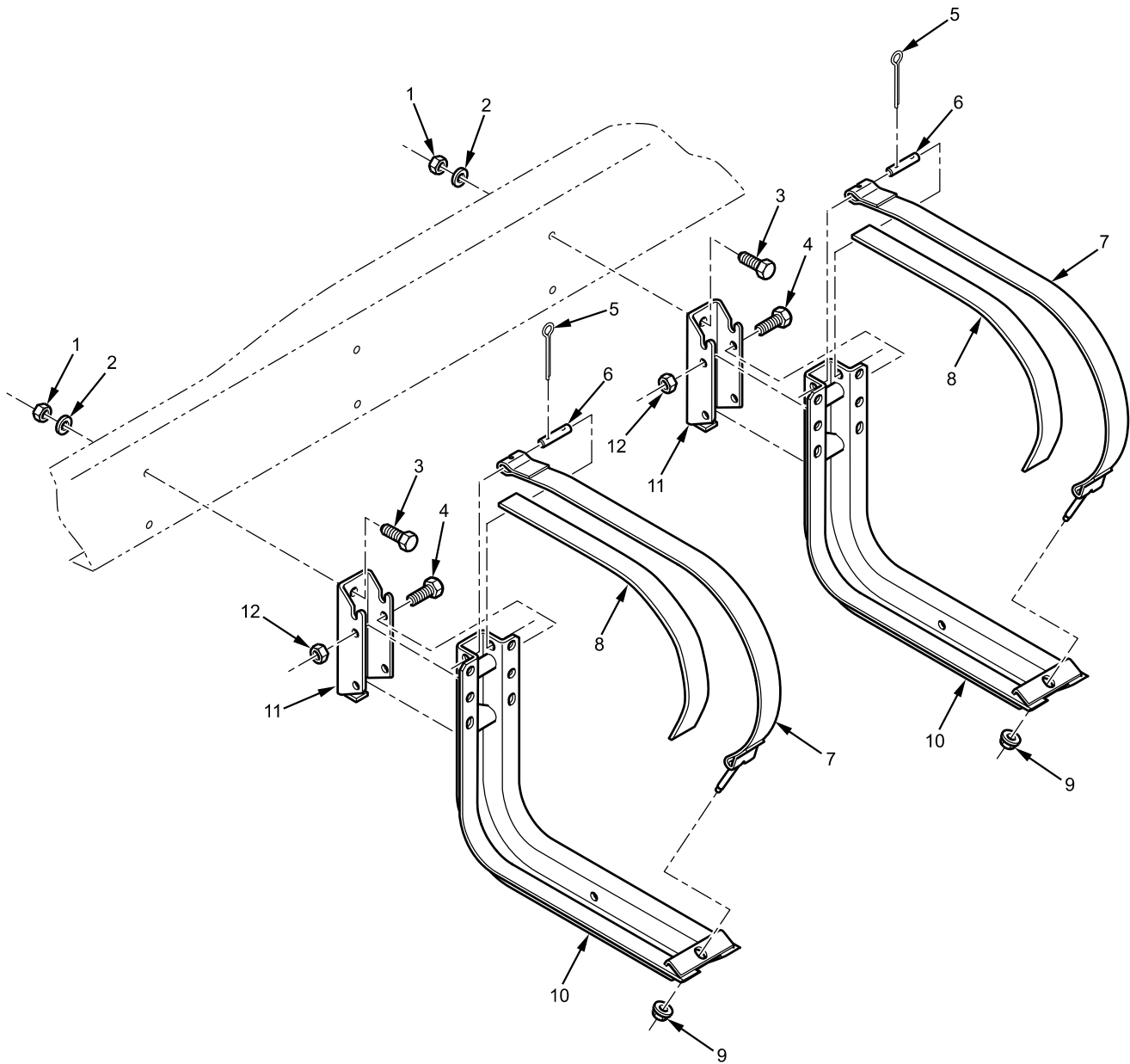
Fuel Tank Assembly - (CONTINUED)

(1) ITEM NO.	(2) SMR CODE	(3) NSN	(4) CAGEC	(5) PART NUMBER	(6) DESCRIPTION AND USABLE ON CODE (UOC)	(7) QTY
					GROUP 0306 TANKS, LINES, FITTINGS, HEADERS FIGURE 26 Fuel Tank Assembly.	
1	PAFZZ	5340-00-421-5015	53421	T50R-OHS	STRAP, CABLE LOCK	1
2	MFFZZ		338X5	L2643544X450MM	HOSE, NONMETALLIC	1
					MAKE FROM HOSE, NONMETALLIC, CAGEC 338X5, PART NUMBER 2643544R1, LENGTH 450-MM	
3	PAFZZ	4730-01-587-8724	338X5	406340C1	CLAMP	1
4	PAFZZ	4710-01-556-6013	338X5	3548222C1	TUBE AND FITTINGS, METALLIC	1
					FUEL VENTILATOR FITTING	
5	PAFZZ	5340-01-555-4957	338X5	3591619C2	CAP, FILLER OPENING	1
6	PAFZZ	2910-01-556-4655	338X5	2040853C91	INSERT, FUEL TANK	1
7	PAFZZ	5325-01-556-5485	338X5	292810C1	RING, RETAINING	2
8	XAFZZ		338X5	2040852C1	SCREEN, TANK ANTI-SIPHON	2
9	PAFZZ		338X5	2028426C1	CLIP, CHAIN, FUEL CAP	1
10	PAFZZ	4730-01-556-6567	338X5	444705	PLUG, PIPE	1
11	PAFZZ	2540-01-556-6365	338X5	3819955C93	TANK, FUEL	1
12	PAFFF	4710-01-556-4703	338X5	3791270C1	OUTLET, FUEL TANK	1
13	PAFZZ		38453	2531-1016	PIPE, FUEL PICKUP	1
14	PAFZZ		38453	50-40-0002	CLAMP	2
15	PCFZZ		38453	40-10-0031	HOSE, FUEL	1
16	PAFZZ	4730-01-576-7288	338X5	3680924C1	ADAPTER, QUICK CONNECT	1
17	PAFZZ		338X5	3555277C2	OUTLET, FUEL TANK	1
18	PCFZZ	4720-01-556-6082	338X5	3555274C1	TUBING, NON METALLIC	1
19	PAFZZ	4730-01-556-6081	338X5	3680925C1	ADAPTER, FUEL OUTLET	1
					END OF FIGURE	

FIELD MAINTENANCE

FUEL TANK MOUNTING

Fuel Tank Mounting - (CONTINUED)



B23P0300030

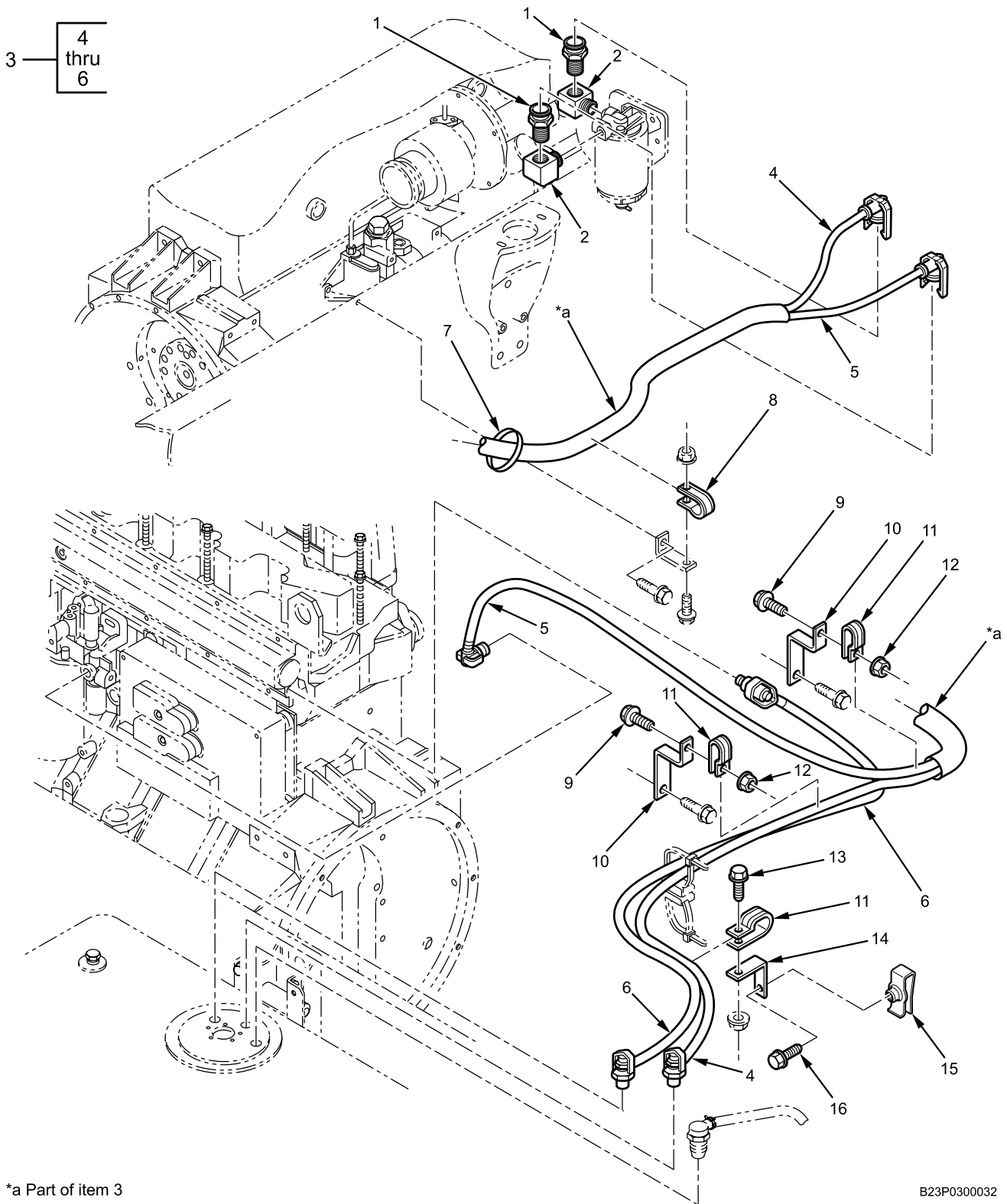
Figure 27. Fuel Tank Mounting.

Fuel Tank Mounting - (CONTINUED)

(1) ITEM NO.	(2) SMR CODE	(3) NSN	(4) CAGEC	(5) PART NUMBER	(6) DESCRIPTION AND USABLE ON CODE (UOC)	(7) QTY
					GROUP 0306 TANKS, LINES, FITTINGS, HEADERS FIGURE 27 Fuel Tank Mounting.	
1	PAFZZ	5310-01-186-4361	338X5	414089C1	NUT, FLANGE LOCK	4
					5/8 - 18 TPI	
2	PAFZZ	5310-01-244-8945	338X5	120380AS	WASHER, LOCK	4
					5/8-IN.	
3	PAFZZ	5306-01-282-2633	338X5	414078C1	BOLT, MACHINE	4
					5/8 - 18 X 2 IN.	
4	PAFZZ	5306-01-556-6520	338X5	40250R1	BOLT, FLANGE HEAD	4
					M16 - 2.0 X 110 MM	
5	PAFZZ	5315-00-730-6396	338X5	103375	PIN, COTTER	4
6	PAFZZ	5315-01-556-6199	338X5	3586802C1	PIN, HEADLESS	2
7	PAFZZ	2530-01-556-6495	338X5	3821452C1L	STRAP, FUEL TANK	2
8	PAFZZ	5340-01-275-7718	338X5	596589C1	STRAP, WEBBING.....	2
9	PAFZZ	5310-01-512-6136	0Y3H3	0162319	NUT, HEX FLANGE	2
					M12 - 1.75	
10	PAFZZ	5340-01-556-6378	338X5	3820065C3	BRACKET, MOUNTING	2
11	PAFZZ	5340-01-556-6436	338X5	3820874C3	BRACKET, MOUNTING	2
12	PAFZZ	5310-01-557-0717	338X5	3535554C1	NUT, FLANGE	4
					M16 - 2.0	
					END OF FIGURE	

FIELD MAINTENANCE
FUEL HOSES AND FITTINGS

Fuel Hoses and Fittings - (CONTINUED)



*a Part of item 3

B23P0300032

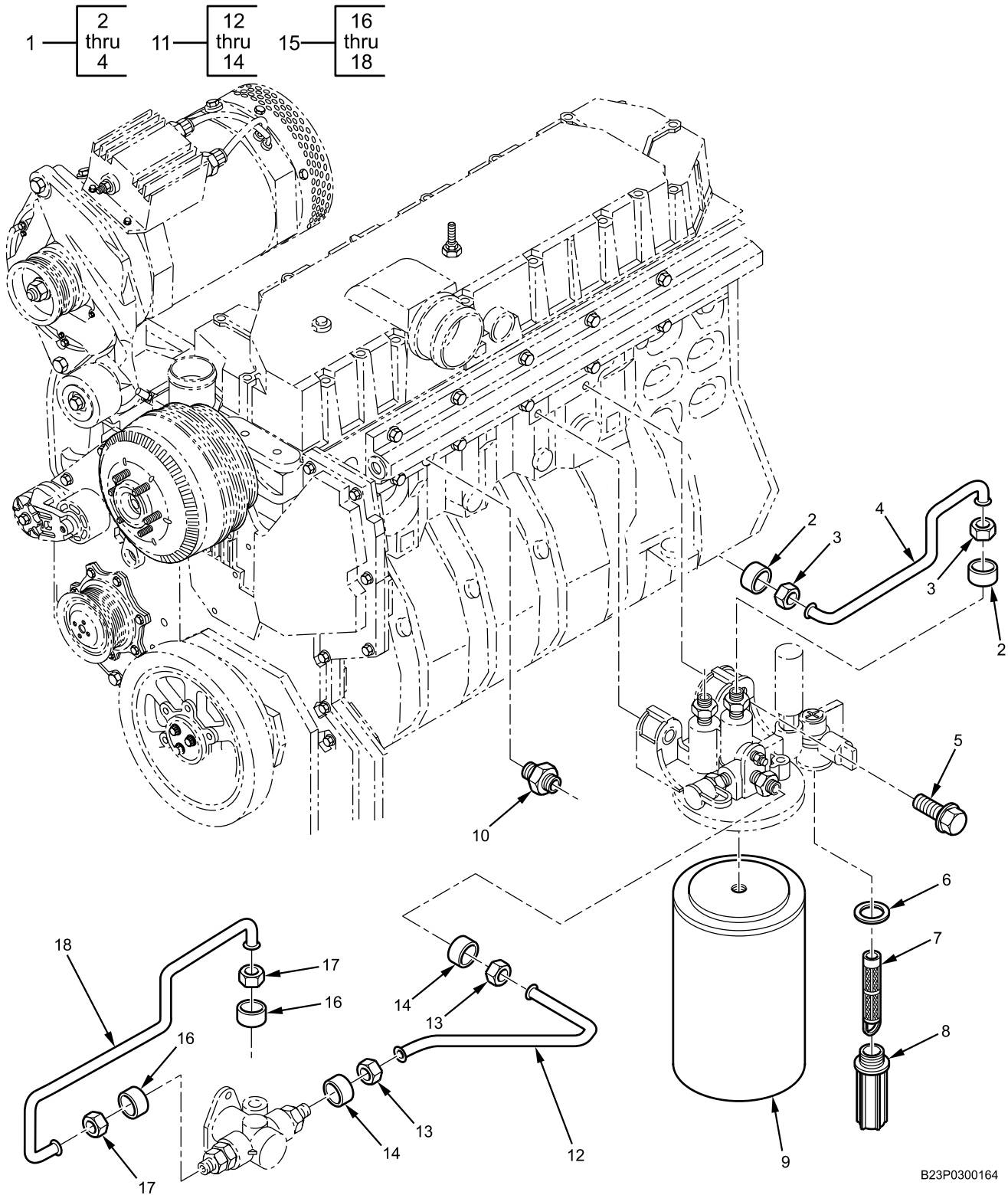
Figure 28. Fuel Hoses and Fittings.

Fuel Hoses and Fittings - (CONTINUED)

(1) ITEM NO.	(2) SMR CODE	(3) NSN	(4) CAGEC	(5) PART NUMBER	(6) DESCRIPTION AND USABLE ON CODE (UOC)	(7) QTY
					GROUP 0306 TANKS, LINES, FITTINGS, HEADERS FIGURE 28 Fuel Hoses and Fittings.	
1	PAFZZ	4730-01-580-1607	338X5	3680922C1	ADAPTER, QUICK CONNECT 3/8-IN.	2
2	PAFZZ	4730-00-278-4822	338X5	444042	FITTING, 90-DEGREE 3/8-IN. X 3/8-IN.	2
3	PAFZZ	4710-01-556-6497	338X5	3821643C91	TUBE ASSEMBLY, FORMED FUEL LINE	1
4	XAFZZ		338X5	3860624C91	FUEL LINE, FORMED	1
5	XAFZZ		338X5	3860622C91	FUEL TANK TO FILTER FUEL LINE, FORMED	1
6	XAFZZ		338X5	3860623C91	FILTER TO ENGINE FUEL LINE, FORMED	1
7	PAFZZ	5340-01-556-6220	338X5	3599896C1	RETURN TO FUEL TANK STRAP, CABLE LOCK	1
8	PAFZZ	5340-01-196-5618	338X5	299399C1	CLAMP, CUSHIONED	1
9	PAFZZ	5305-01-556-6006	338X5	3547776C1	BOLT, FLANGE HEAD	2
10	PAFZZ	5340-01-566-5929	338X5	3563682C1	M8 - 1.25 X 20 MM CLIP, EXTENSION	2
11	PAFZZ		338X5	319036C1	CLAMP, CUSHIONED	3
12	PAFZZ	5310-01-556-5554	0Y3H3	40162	NUT, PLAIN, HEX	2
13	PAFZZ	5306-01-556-6050	338X5	3552155C1	M8 - 1.25 BOLT, FLANGE HEAD	2
14	PAFZZ	5340-01-556-6163	338X5	3572001C1	M6 - 1.0 X 20 MM CLIP, EXTENSION	1
15	PAFZZ	5310-01-577-6394	338X5	3541323C1	J-NUT	1
16	PAFZZ	5306-01-512-2135	338X5	3541322C1	M8 - 1.25 BOLT, CAPTIVE WASHER	1
					M8 - 1.25 X 25 MM END OF FIGURE	

FIELD MAINTENANCE
FUEL FILTER, STRAINER, AND LINES

Fuel Filter, Strainer, and Lines - (CONTINUED)



B23P0300164

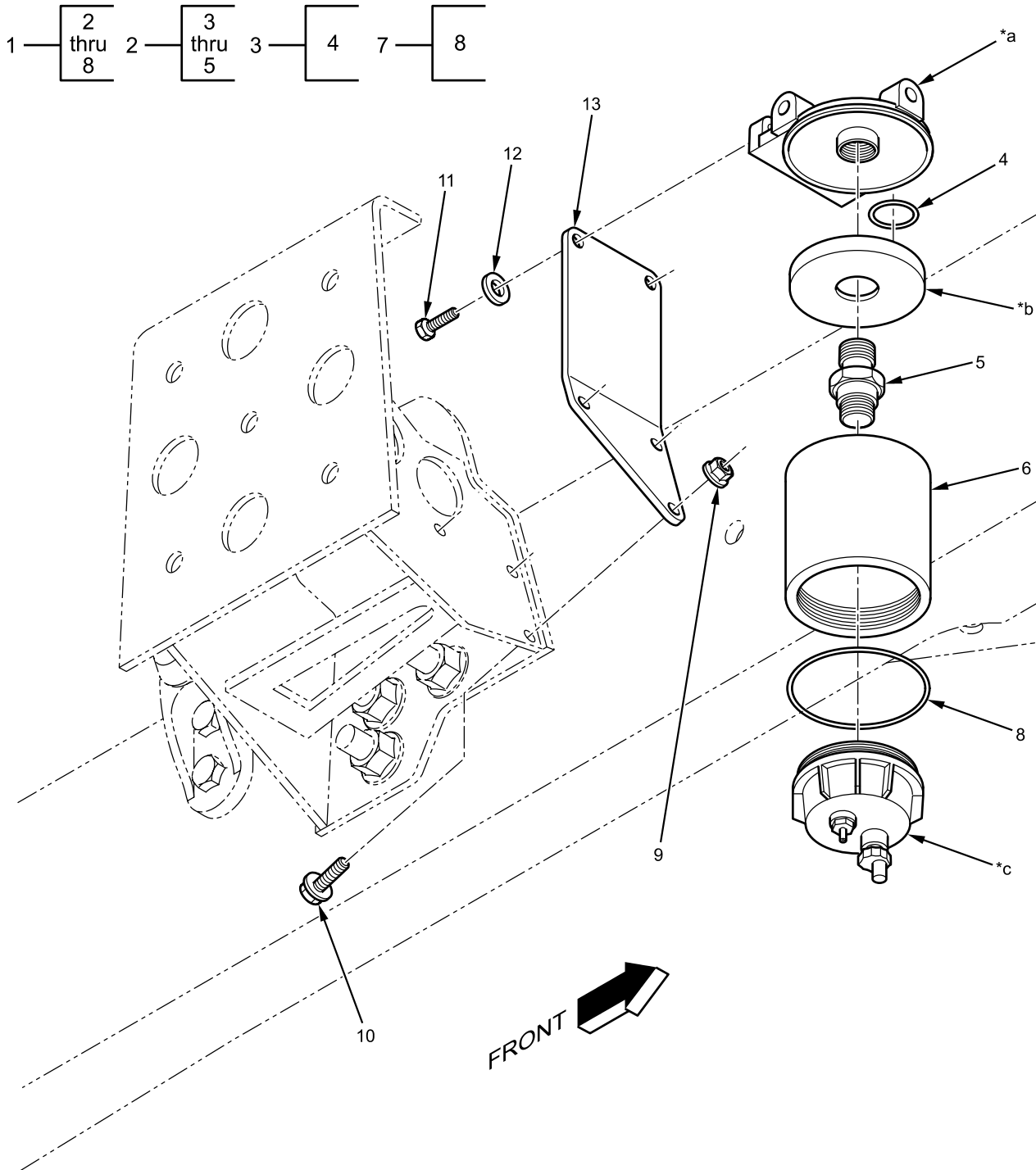
Figure 29. Fuel Filter, Strainer, and Lines.

Fuel Filter, Strainer, and Lines - (CONTINUED)

(1) ITEM NO.	(2) SMR CODE	(3) NSN	(4) CAGEC	(5) PART NUMBER	(6) DESCRIPTION AND USABLE ON CODE (UOC)	(7) QTY
					GROUP 0309 FUEL FILTERS FIGURE 29 Fuel Filter, Strainer, and Lines.	
1	PAFFF	4710-01-556-5070	338X5	1829801C91	TUBE ASSEMBLY, OUTLET, FINAL FILTER.....	1
2	PCFZZ	5365-00-846-7660	338X5	265204R1	. BUSHING, NONMETALLIC.....	2
3	PAFZZ	5310-01-064-8669	338X5	265205R1	RUBBER COMPRESSION SLEEVE . NUT.....	2
4	XAFZZ		338X5	1829832C1	3/8-IN. . TUBE, OUTLET, FINAL FILTER.....	1
5	PAFZZ	5306-01-556-4920	338X5	1817978C1	BOLT, FLANGE HEAD.....	2
6	PCFZZ	5331-01-556-4929	338X5	1818518C1	M8 - 1.25 X 35 MM GASKET, O-RING, STRAINER.....	1
7	PAFZZ	2910-01-411-8424	338X5	1817674C1	STRAINER.....	1
8	PAFZZ	2910-01-556-4928	338X5	1818516C1	BOWL, PRESCREEN.....	1
9	PAFZZ	2910-01-444-8795	338X5	1822588C1	FILTER, FUEL.....	1
10	PAFZZ	4730-01-556-4942	0Y3H3	69712	FITTING.....	1
11	PAFFF	4710-01-556-5039	338X5	1825520C91	1/8-IN. TUBE ASSEMBLY, INLET, TRANSFER PUMP.....	1
12	XAFZZ		338X5	1825613C1	. TUBE, INLET, TRANSFER PUMP.....	1
13	PAFZZ	5310-01-064-8669	338X5	265205R1	. NUT.....	2
14	PCFZZ	5365-00-846-7660	338X5	265204R1	3/8-IN. . BUSHING, NONMETALLIC.....	2
15	PAFFF	4710-01-556-5040	338X5	1825521C93	RUBBER COMPRESSION SLEEVE TUBE ASSEMBLY, OUTLET, TRANSFER PUMP.....	1
16	PCFZZ	5365-00-846-7660	338X5	265204R1	. BUSHING, NONMETALLIC.....	2
17	PAFZZ	5310-01-064-8669	338X5	265205R1	RUBBER COMPRESSION SLEEVE . NUT.....	2
18	XAFZZ		338X5	1829830C1	3/8-IN. . TUBE, OUTLET, TRANSFER PUMP. END OF FIGURE	1

FIELD MAINTENANCE
FUEL/WATER SEPARATOR ASSEMBLY

Fuel/Water Separator Assembly - (CONTINUED)



- *a Part of item 2
- *b Part of item 3
- *c Part of item 7

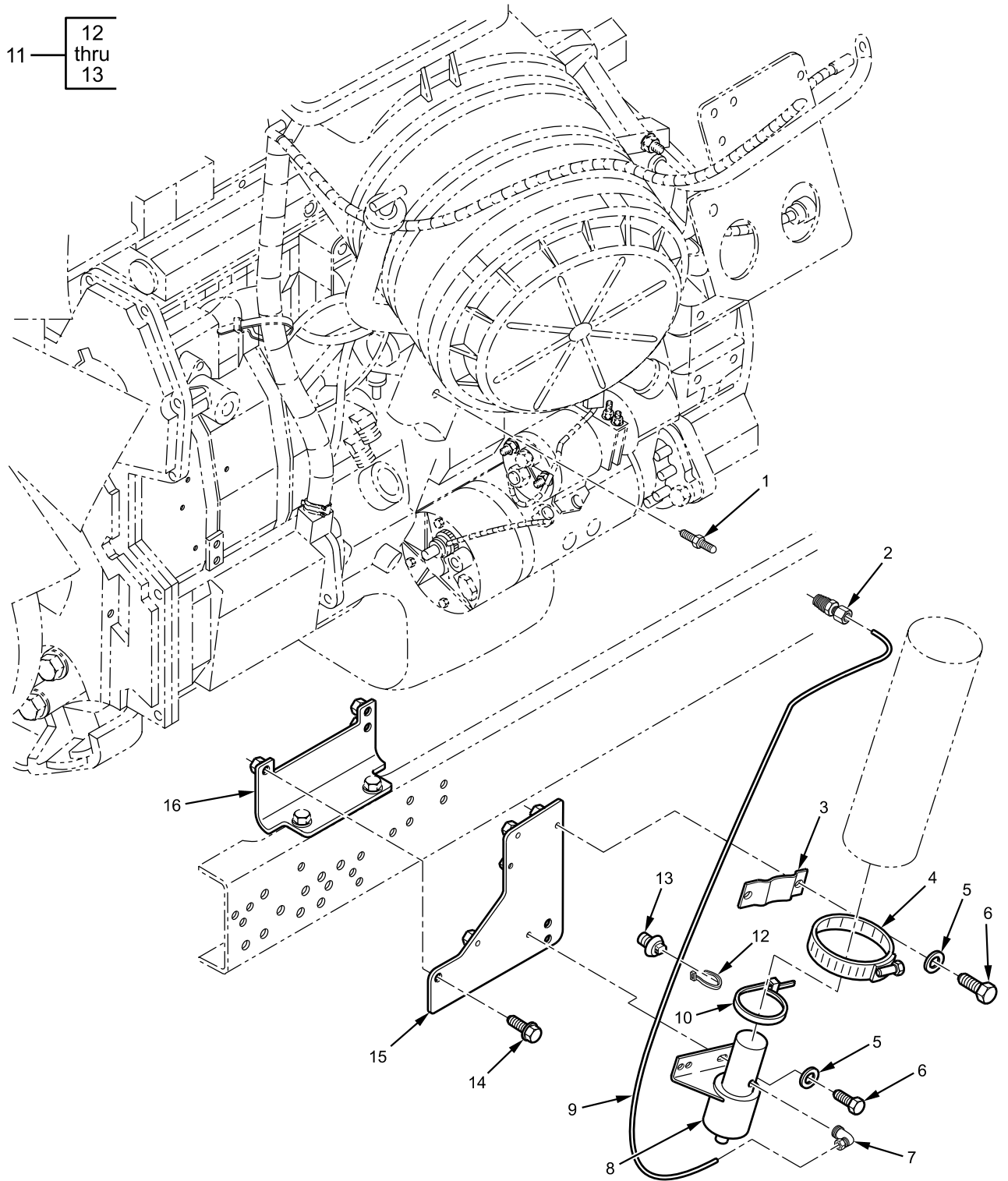
B23P0300021

Figure 30. Fuel/Water Separator Assembly.

Fuel/Water Separator Assembly - (CONTINUED)

(1) ITEM NO.	(2) SMR CODE	(3) NSN	(4) CAGEC	(5) PART NUMBER	(6) DESCRIPTION AND USABLE ON CODE (UOC)	(7) QTY
					GROUP 0309 FUEL FILTERS FIGURE 30 Fuel/Water Separator Assembly.	
1	PAFFF	4930-01-555-4840	338X5	1618386C93	FILTER-SEPARATOR ASSEMBLY, LIQUID FUEL.....	1
2	PAFFF	2910-01-556-4583	338X5	1677003C1	. HEAD ASSEMBLY, FUEL FILTER	1
3	PAFFF	2590-01-556-4866	338X5	1811495C91	.. HEATER ASSEMBLY	1
4	PCFZZ	5331-01-556-4653	338X5	1811053C1	... O-RING, HEATER.....	1
					PART OF KIT P/N 1677006C91	
5	PAFZZ		338X5	20141	.. INSERT, THREADED	1
6	PAFZZ	2910-01-556-4577	33457	FS19547	. ELEMENT, FUEL FILTER	1
7	PAFFF	2910-01-556-4579	338X5	1677005C91	. BOWL ASSEMBLY, SEDIMENT	1
8	PAFZZ	5331-01-556-4651	338X5	1811052C1	.. O-RING, BOWL.....	1
					PART OF KIT P/N 1677006C91	
9	PAFZZ	5310-01-556-5555	338X5	31083R1	NUT, PLAIN, HEX	3
					M10 - 1.5	
10	PAFZZ	5306-01-512-1521	338X5	30665R2	BOLT, FLANGE HEAD	3
					M10 - 1.5 X 30 MM	
11	PAFZZ	5306-01-068-1071	338X5	24840R1	BOLT	2
					3/8 - 18 X 1 IN.	
12	PAFZZ	5310-01-556-4486	338X5	120382	WASHER, LOCK.....	2
					3/8-IN.	
13	PAFZZ	5340-01-556-4752	338X5	3819493C1	BRACKET, MOUNTING	1
	PAFZZ	5330-01-556-4580	338X5	1677006C91	KIT, GASKET AND SEAL	1
3					O-RING, HEATER.	1
8					O-RING, BOWL.	1
					END OF FIGURE	

FIELD MAINTENANCE
ENGINE COLD START MOUNTING AND HOISING

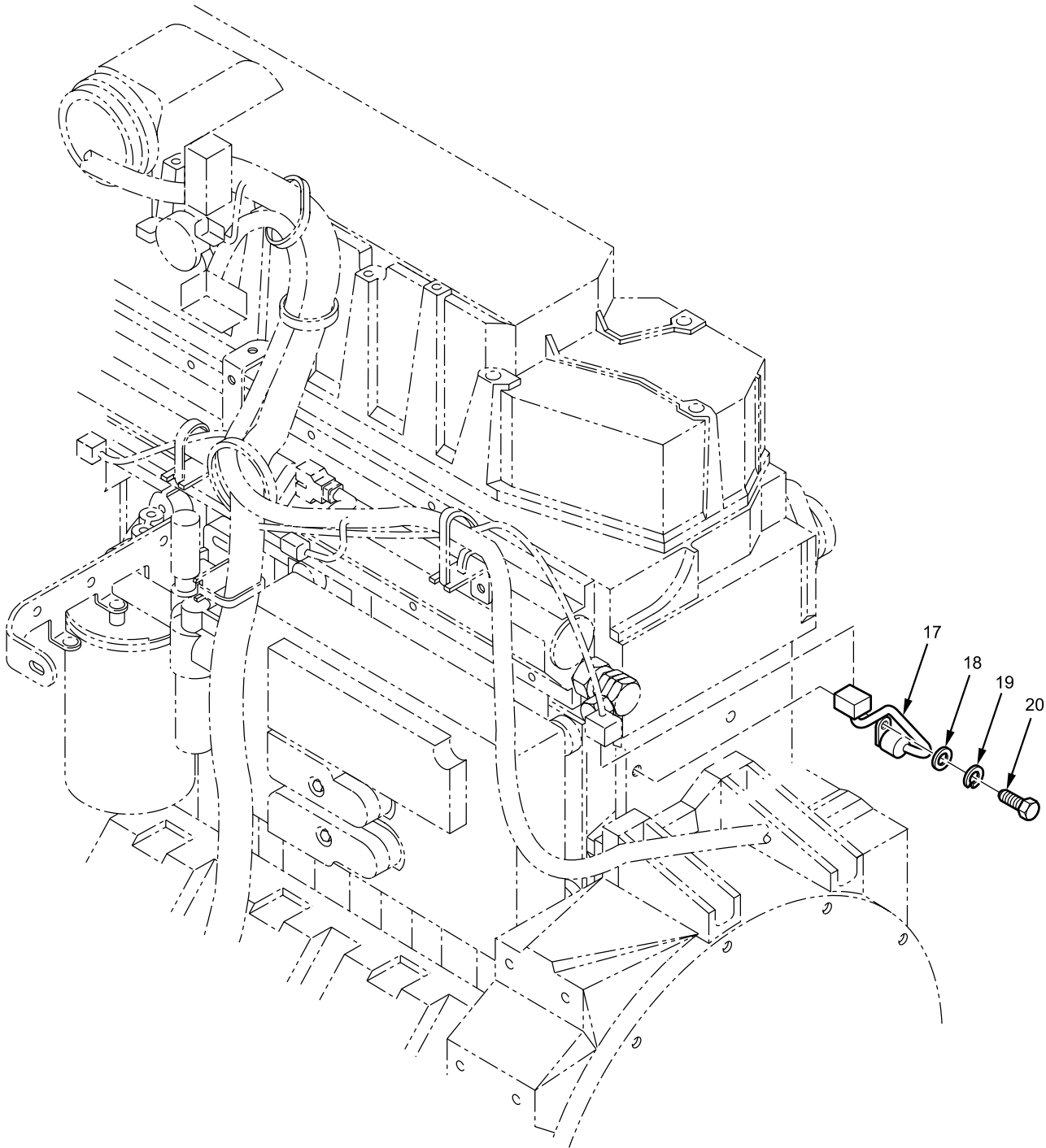


B23P0300009

Figure 1. Engine Cold Start Mounting and Hosing (Sheet 1 of 2).

Engine Cold Start Mounting and Hosing - (CONTINUED)

Figure 1. Engine Cold Start Mounting and Hosing (Sheet of).



B23P0300046

Figure 1. Engine Cold Start Mounting and Hosing (Sheet 2 of 2).

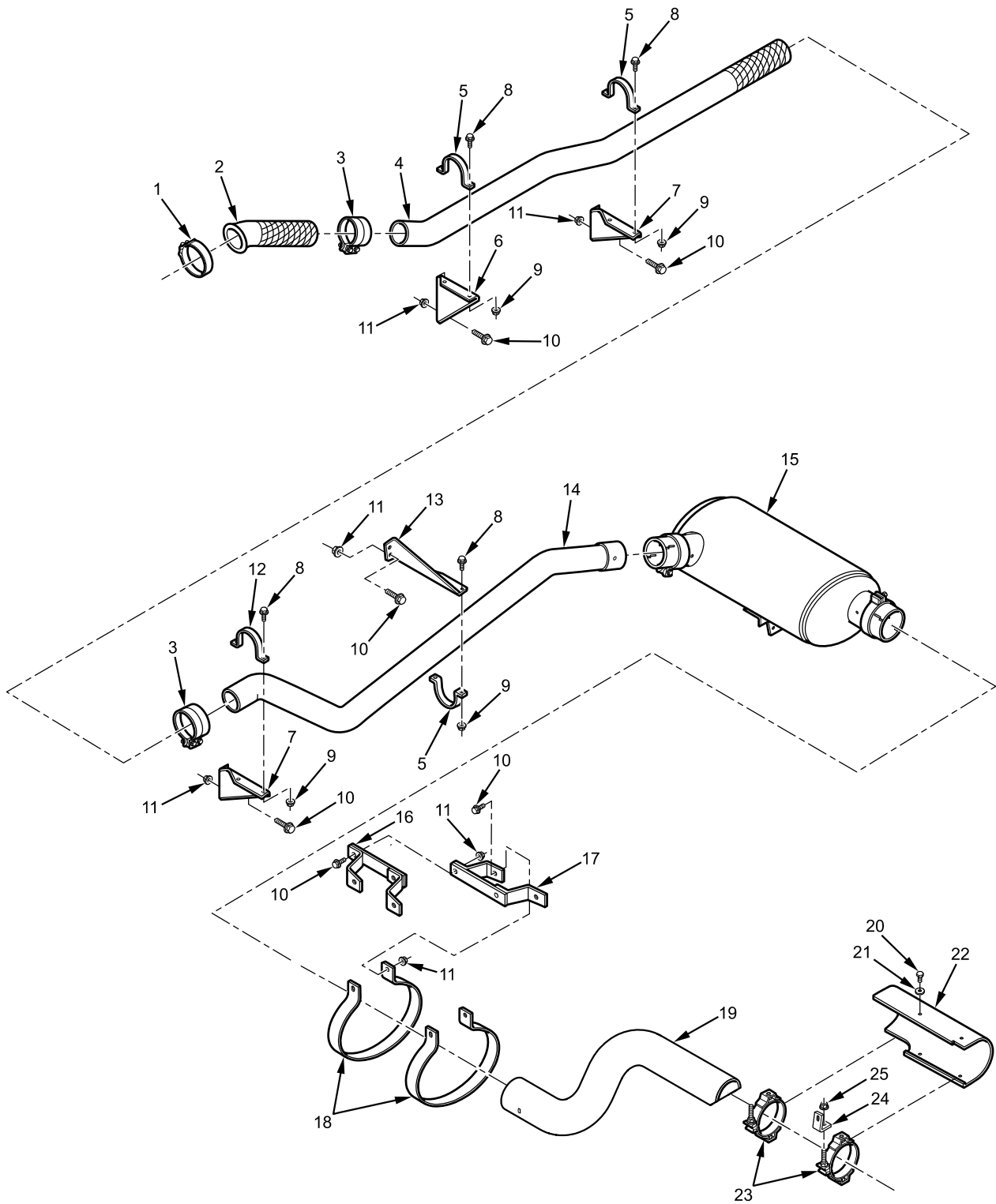
Engine Cold Start Mounting and Hosing - (CONTINUED)

(1) ITEM NO.	(2) SMR CODE	(3) NSN	(4) CAGEC	(5) PART NUMBER	(6) DESCRIPTION AND USABLE ON CODE (UOC)	(7) QTY
					GROUP 0311 ENGINE STARTING AIDS FIGURE 1 Engine Cold Start Mounting and Hosing	
1	PAFZZ	2910-01-581-7327	89346	2041689C1	JET, ATOMIZER, ETHER.....	1
2	PAFZZ	4730-01-169-4897	338X5	298608C11	COUPLING, PIPE	1
3	PAFZZ	5340-01-556-5204	338X5	2007418C1	BRACKET, MOUNTING	1
4	PAFZZ	4730-00-203-3132	7Z588	AN737TW98-114	CLAMP, HOSE	1
5	PAFZZ	5310-01-556-6816	89346	933833R1	WASHER, LOCK.....	4
					M6	
6	PAFZZ	5306-01-556-6814	0Y3H3	40651	BOLT, MACHINE	4
					M6 - 1.0 X 16 MM	
7	PAFZZ	4730-01-193-0846	338X5	299466C11	ELBOW	1
8	PAFFF	4820-01-556-6128	338X5	3565663C91	VALVE, CHECK.....	1
9	MFFZZ		338X5	417195C3X750MM	TUBING, NONMETALLIC	1
					MAKE FROM TUBING, NONMETALLIC, CAGEC 338X5, PART NUMBER 417195C3, LENGTH 750-MM	
10	PAFZZ	5340-01-189-8297	338X5	306132C1	STRAP, CABLE LOCK	1
11	PAFFF	5340-01-556-6111	06383	PUM-071-2S-D30	STRAP, CABLE LOCK	1
12	PAFZZ	5342-01-556-6055	338X5	3552653C1	. ANCHOR, STRAP, CABLE LOCK.....	1
13	PAFZZ	5340-01-556-6086	338X5	3556343C1	. STRAP, CABLE LOCK	1
14	PAFZZ	5306-01-556-4916	338X5	40218R1	BOLT, FLANGE HEAD	3
					M10 - 1.5 X 25 MM	
15	PAFZZ	5340-01-556-5976	338X5	3544556C3	BRACKET, MOUNTING	1
16	PAFZZ	5340-01-556-6090	338X5	3557684C2	BRACKET, MOUNTING	1
17	PAFZZ	5930-01-556-5925	11416	2010RBV725-1	SWITCH, THERMOSTATIC	1
18	PAFZZ	5310-01-065-2596	89346	25709R1	WASHER, FLAT	1
					M10	
19	PAFZZ	5310-01-556-6817	0Y3H3	40253	WASHER, LOCK.....	1
					M10	
20	PAFZZ	5306-01-556-5501	535V1	531000044-00	BOLT, MACHINE	1
					M10 - 1.5 X 20 MM	
					END OF FIGURE	

FIELD MAINTENANCE

EXHAUST

Exhaust - (CONTINUED)



B23P040003

Figure 32. Exhaust.

Exhaust - (CONTINUED)

(1) ITEM NO.	(2) SMR CODE	(3) NSN	(4) CAGEC	(5) PART NUMBER	(6) DESCRIPTION AND USABLE ON CODE (UOC)	(7) QTY
					GROUP 0401 MUFFLERS AND PIPES FIGURE 32 Exhaust.	
1	PAFZZ	5340-01-556-6060	63508	50421	CLAMP, LOOP	1
2	PAFZZ	4730-01-555-4946	338X5	3541415C1	PIPE, TURBO	1
3	PAFZZ	5340-01-342-5552	338X5	EC35PLA	COUPLING, PIPE	2
4	PAFZZ	2990-01-556-4770	338X5	3819775C1	PIPE, EXHAUST	1
5	PAFZZ	5340-01-556-6238	338X5	3608635C2	CLAMP, LOOP	3
6	PAFZZ	5340-01-556-6452	338X5	3821015C2	HANGER, PIPE.....	1
7	PAFZZ	5340-01-566-6045	338X5	3819167C3	HANGER, PIPE.....	2
8	PAFZZ	5306-01-512-1654	338X5	31055R1	BOLT, FLANGE HEAD	8
					M8 - 1.25 X 25 MM	
9	PAFZZ	5310-01-556-6508	338X5	40066R1	NUT, PLAIN, HEXAGON.....	8
					M8 - 1.25	
10	PAFZZ	5306-01-512-2121	338X5	3535858C1	BOLT, FLANGE HEAD	14
					M12 - 1.75 X 40 MM	
11	PAFZZ	5310-01-512-6154	0Y3H3	90683	NUT, HEX FLANGE	14
					M12 - 1.75	
12	PAFZZ	5340-01-568-5939	338X5	3822204C1	CLAMP, LOOP	1
13	PAFZZ	5340-01-556-6362	338X5	3819943C2	HANGER, PIPE.....	1
14	PAFZZ	2990-01-568-6308	338X5	3819726C1	PIPE, EXHAUST	1
15	PAFZZ	2990-01-555-4954	338X5	3566365C2	MUFFLER ASSEMBLY, EXHAUST.....	1
16	PAFZZ	2990-01-556-6304	338X5	3673908C1	SUPPORT, MUFFLER	1
17	PAFZZ	2990-01-556-6305	338X5	3673909C1	SUPPORT, MUFFLER	1
18	PAFZZ	5340-01-556-6342	338X5	3819779C1	CLAMP, MUFFLER	2
19	PAFZZ	2990-01-556-4734	338X5	3819241C2	PIPE, TAIL.....	1
20	PAFZZ	5306-01-556-6007	338X5	3546707C1	BOLT, MACHINE	4
					M8 - 1.25 X 16 MM	
21	PAFZZ	5310-01-556-5967	0Y3H3	40252	WASHER, LOCK.....	4
					M8	
22	PAFZZ	2990-01-556-4729	338X5	3819085C4	GUARD, TAIL PIPE.....	1
23	PAFZZ	5340-01-556-6096	338X5	3558220C1	CLAMP, LOOP	2
24	PAFZZ	2990-01-556-4743	338X5	3819350C2	HANGER, ENGINE EXHAUST	1
25	PAFZZ	5310-01-512-6135	338X5	30754R1	NUT, PLAIN, HEX	1
					M10 - 1.5	
					END OF FIGURE	

FIELD MAINTENANCE

RADIATOR ASSEMBLY

Radiator Assembly - (CONTINUED)

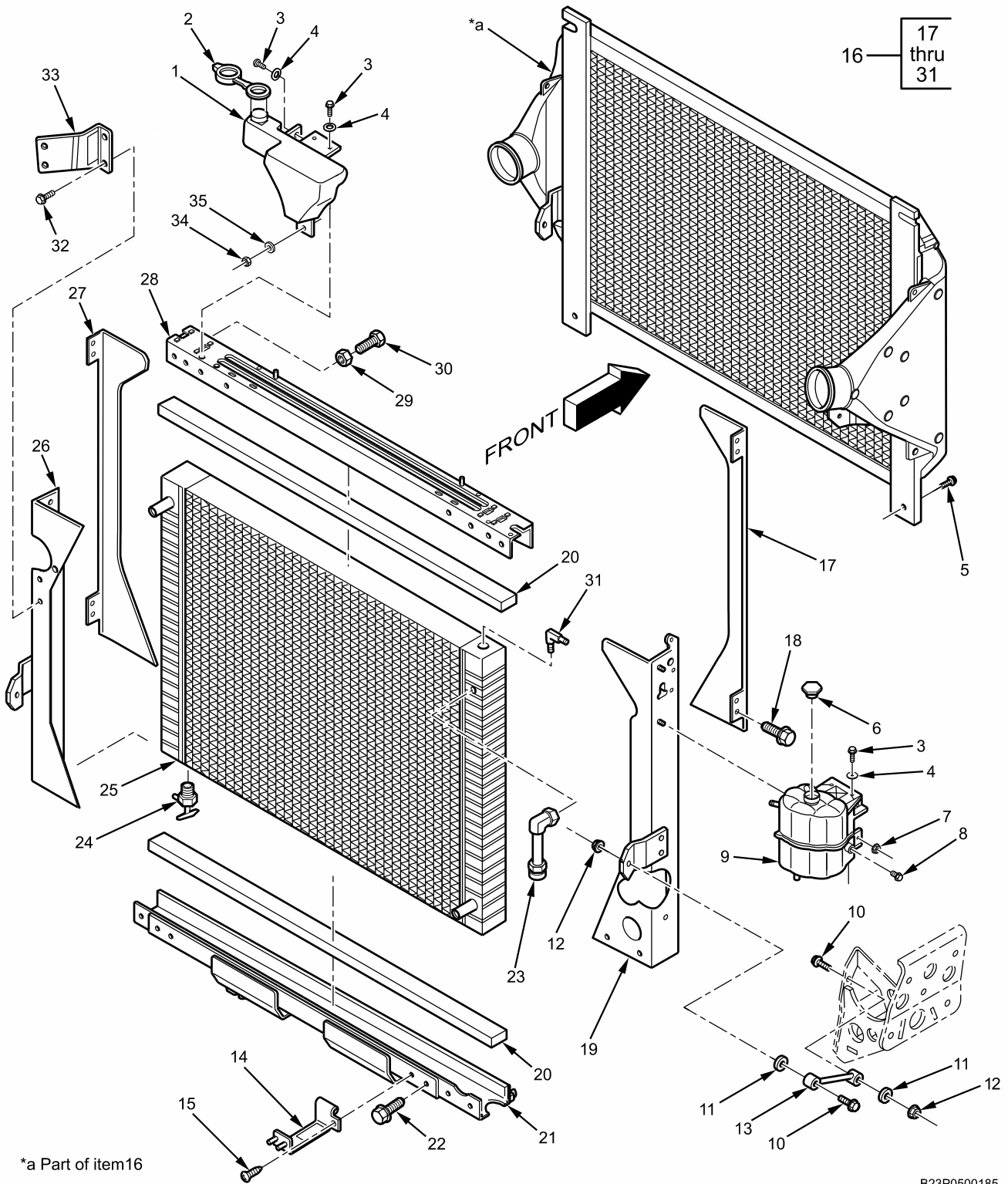


Figure 33. Radiator Assembly.

Radiator Assembly - (CONTINUED)

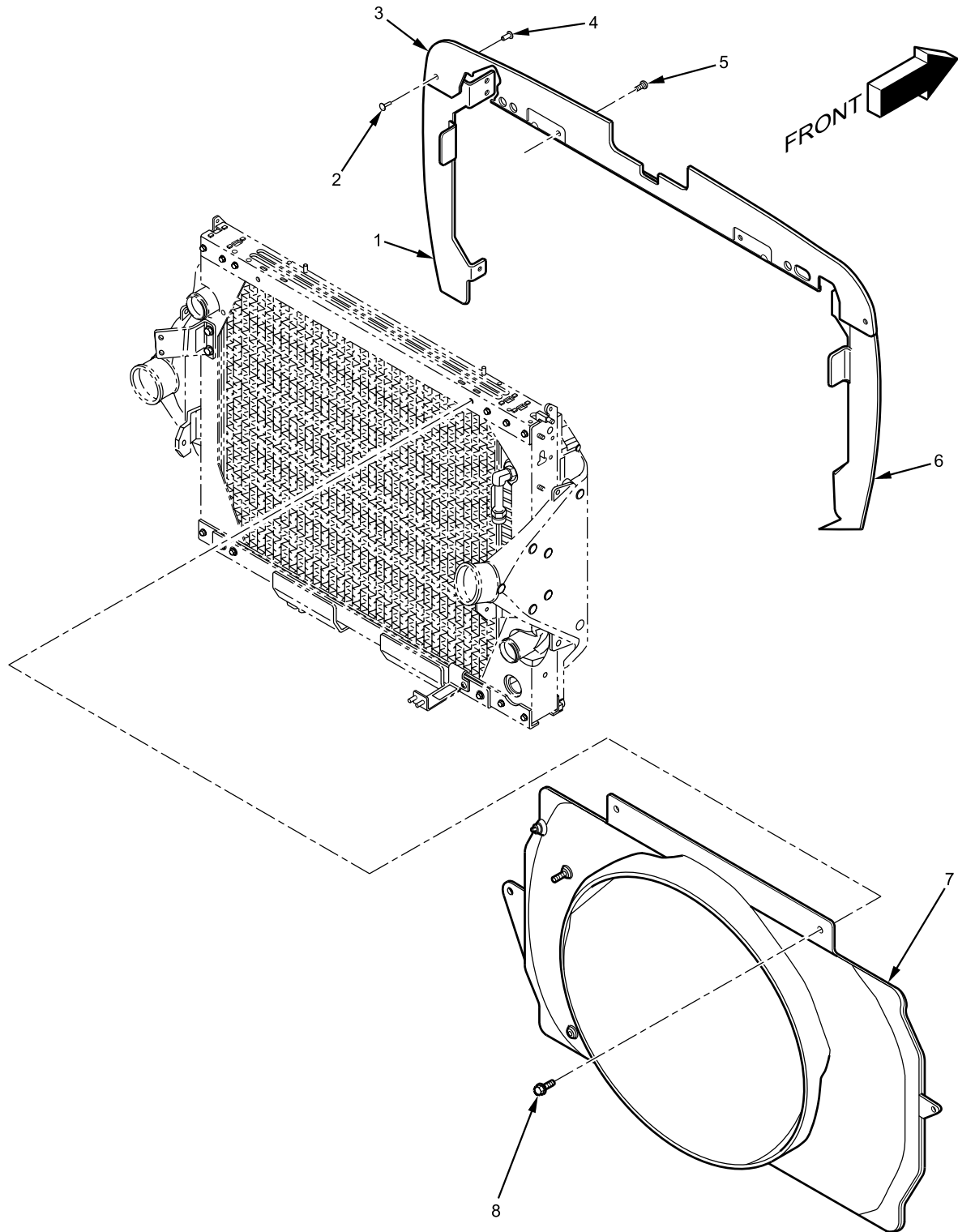
(1) ITEM NO.	(2) SMR CODE	(3) NSN	(4) CAGEC	(5) PART NUMBER	(6) DESCRIPTION AND USABLE ON CODE (UOC)	(7) QTY
					GROUP 0501 RADIATOR, EVAPORATIVE COOLER, OR HEAT EXCHANGER FIGURE 33 Radiator Assembly.	
1	PAFZZ	2910-01-576-9470	0VE16	3A053383D	TANK, OVERFLOW	1
2	PAFZZ	2930-01-588-5040	338X5	2507479C91	TANK, RADIATOR, OVERFLOW	1
					CAP	
3	PAFZZ		0VE16	9A065170002	SCREW	5
4	PAFZZ		0VE16	9A065336A	WASHER, FLAT	4
					M8	
5	PAFZZ	5305-01-564-7531	3FQN6	9A0655150001	SCREW	4
					M10 - 1.5 X 35 MM	
6	PAFZZ	5340-01-556-6204	338X5	3589278C3	CAP, FILLER OPENING	1
7	PAFZZ		0VE16	9A065173A	NUT, HEX FLANGE	2
					M8 - 1.25	
8	PAFZZ	4730-01-556-4659	338X5	20988R1	PLUG, PIPE	1
					1/4 - 18 TPI.	
9	PAFZZ	2910-01-576-9596	0VE16	5A072260	TANK, DEAERATION	1
10	PAFZZ	5306-01-581-7329	338X5	31069R1	BOLT, MACHINE	4
					M12 - 1.75 X 70 MM	
11	PAFZZ	5310-01-193-0880	338X5	632076R1	WASHER, FLAT	4
12	PAFZZ	5310-01-512-6154	0Y3H3	90683	NUT, HEX METRIC	4
					M12 - 1.75	
13	PAFZZ	2510-01-556-6228	338X5	3605649C2	ROD, RADIATOR SUPPORT	2
14	PAFZZ	5340-01-556-5423	3FQN6	3S055071	BRACKET, MOUNTING	1
15	PAFZZ	5305-01-576-7805	3FQN6	9A0656170001	SCREW, ASSEMBLED WASHER	1
16	PAFFF	2990-01-576-6254	0VE16	3A053376D	SUPPORT, RADIATOR ASSEMBLY	1
17	PAFZZ		3FQN6	3A053430D	. SUPPORT, SIDE ASSEMBLY, FRONT RH	1
18	PAFZZ		3FQN6	9A065203A	. BOLT, HEX	2
					M8 - 1.25 X 14 MM	
19	PAFZZ		3FQN6	3A053804D	. SUPPORT, SIDE ASSEMBLY, REAR RH	1
20	PCFZZ		3FQN6	5A058756A4300	. PAD, RUBBER	2
21	PAFZZ		3FQN6	3A053432D	. CHANNEL ASSEMBLY, BOTTOM	1
22	PAFZZ		3FQN6	9A065170A	. SCREW, LOCK	20
					M10 - 1.5 X 14 MM	
23	PAFZZ		3FQN6	5A070752C	. ELBOW, 90-DEGREE	1
24	PAFZZ		3FQN6	3E005474A0038	. COCK ASSEMBLY, DRAIN	1
25	PAFZZ		3FQN6	3E011396D	. RADIATOR ASSEMBLY	1
26	PAFZZ		3FQN6	3A053805D	. SUPPORT, SIDE ASSEMBLY, REAR LH	1
27	PAFZZ		3FQN6	3A053431D	. SUPPORT, SIDE ASSEMBLY, FRONT LH	1
28	PAFZZ		3FQN6	3A053433C	. CHANNEL ASSEMBLY, TOP	1

Radiator Assembly - (CONTINUED)

(1) ITEM NO.	(2) SMR CODE	(3) NSN	(4) CAGEC	(5) PART NUMBER	(6) DESCRIPTION AND USABLE ON CODE (UOC)	(7) QTY
29	PAFZZ		3FQN6	9A065231A	. NUT, HEX..... M6 - 1.0	1
30	PAFZZ		3FQN6	9A065232A	. SCREW, LOCK..... M6 - 1.0 X 12 MM	1
31	PAFZZ		3FQN6	5A067998A	. FITTING, VENT.....	1
32	PAFZZ	5305-01-564-7791	3FQN6	9A065652	SCREW, HEX..... M8 - 1.25 X 20 MM	2
33	PAFZZ	5340-01-574-4365	OVE16	5A070683C	BRACKET, DOUBLE ANGLE.....	1
34	PAFZZ		OVE16	9A065337A	LOCKNUT, NYLON..... M8 - 1.25	1
35	PAFZZ	5310-01-574-4815	OVE16	9A056739A	WASHER, FLAT..... M8 END OF FIGURE	1

FIELD MAINTENANCE
RADIATOR FAN SHROUD

Radiator Fan Shroud - (CONTINUED)



B23P0500027

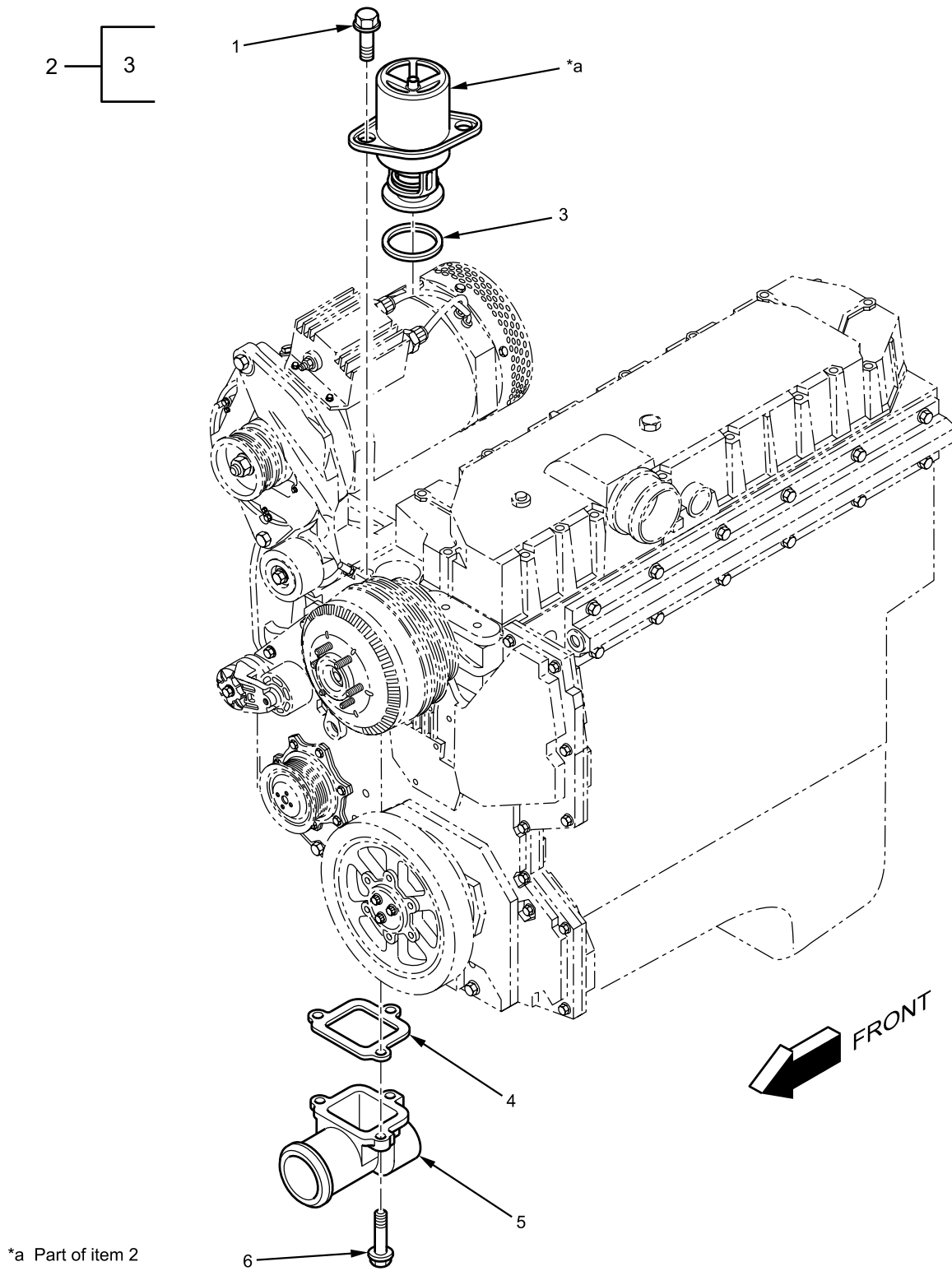
Figure 34. Radiator Fan Shroud.

Radiator Fan Shroud - (CONTINUED)

(1) ITEM NO.	(2) SMR CODE	(3) NSN	(4) CAGEC	(5) PART NUMBER	(6) DESCRIPTION AND USABLE ON CODE (UOC)	(7) QTY
					GROUP 0502 COWLING, DEFLECTORS, AIR DUCTS, AND SHROUDS FIGURE 34 Radiator Fan Shroud.	
1	PAFZZ	2815-01-576-9498	0VE16	3A055152	RECIRC SHIELD ASSEMBLY LEFT	1
2	PAFZZ		0VE16	9A065341A0001	RIVET FEMALE, SNAP PART OF KIT P/N 3A053689	4
3	PAFZZ	2930-01-574-4821	0VE16	3A053380C	RECIRC SHIELD TOP	1
4	PAFZZ		0VE16	9A065340A0001	RIVET MALE, SNAP PART OF KIT P/N 3A053689	4
5	PAFZZ	5305-01-576-7805	0VE16	9A0656170001	SCREW, WITH WASHER PART OF KIT P/N 3A053689	9
6	PAFZZ	2815-01-576-9489	0VE16	3A055151	RECIRC SHIELD ASSEMBLY RIGHT	1
7	PAFZZ		3FQN6	5A072533	SHROUD, FAN.....	1
8	PAFZZ		3FQN6	9A065169A	SCREW, W/ WASHER.....	4
2	PAFZZ		3FQN6	3A053694	KIT, HARDWARE	1
4					RIVET FEMALE, SNAP	4
4					RIVET MALE, SNAP	4
5					SCREW	9
					END OF FIGURE	

FIELD MAINTENANCE
THERMOSTAT ASSEMBLY AND WATER INLET ELBOW

Thermostat Assembly and Water Inlet Elbow - (CONTINUED)



B23P0500175

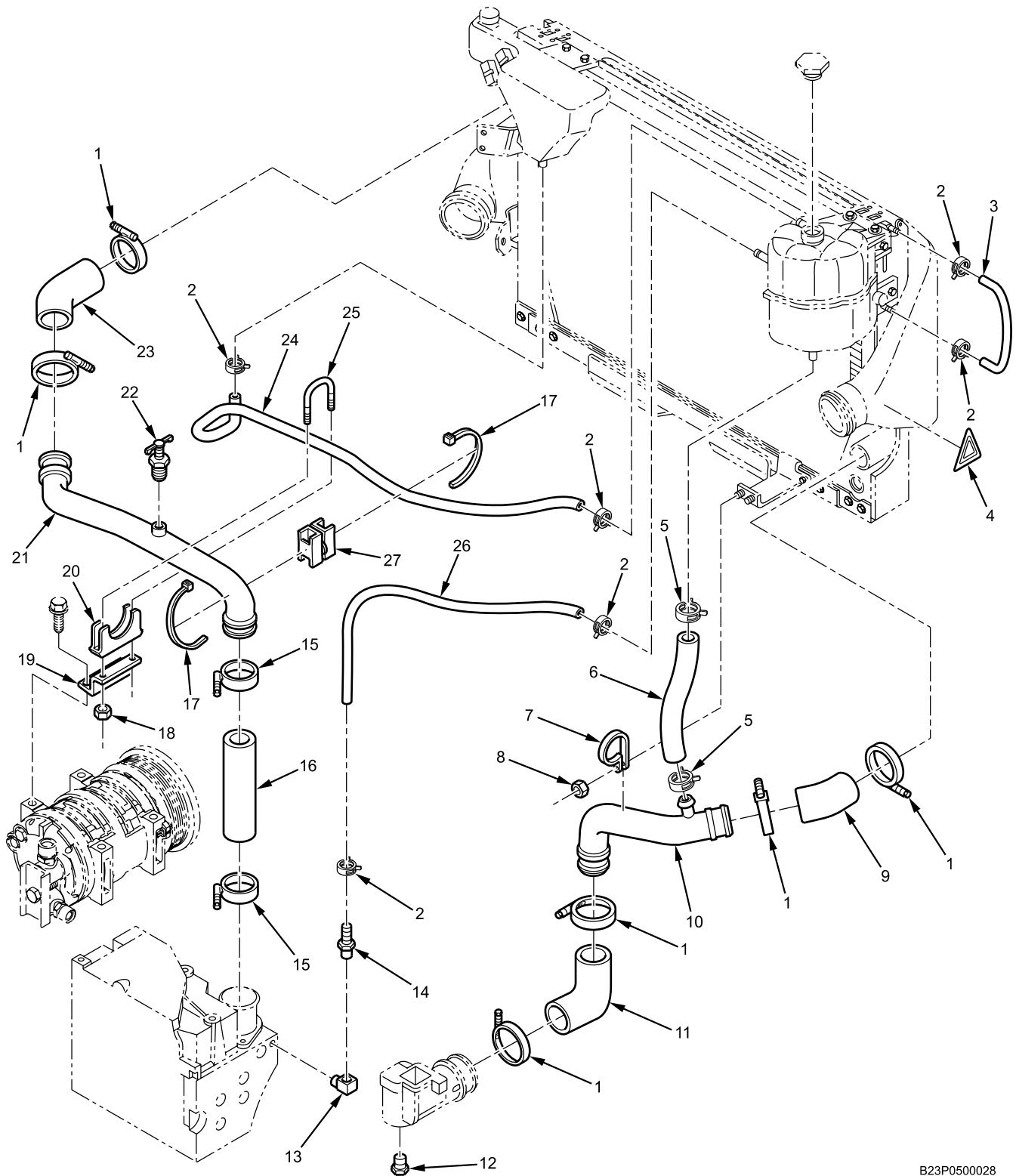
Figure 35. Thermostat Assembly and Water Inlet Elbow.

Thermostat Assembly and Water Inlet Elbow - (CONTINUED)

(1) ITEM NO.	(2) SMR CODE	(3) NSN	(4) CAGEC	(5) PART NUMBER	(6) DESCRIPTION AND USABLE ON CODE (UOC)	(7) QTY
					GROUP 0503 WATER MANIFOLD, HEADERS, THERMOSTATS, AND HOUSING GASKET FIGURE 35 Thermostat Assembly and Water Inlet Elbow.	
1	PAFZZ	5306-01-556-4899	0Y3H3	0161880	BOLT, FLANGE HEAD	2
					M8 - 1.25 X 16 MM	
2	PAFFF	6685-01-511-6014	338X5	1830256C93	THERMOSTAT ASSEMBLY	1
3	PCFZZ	5331-01-556-5141	338X5	1836075C1	O-RING	1
4	PCFZZ	5330-01-512-4227	89346	1817974C1	GASKET, WATER INLET	1
5	PAFZZ	4730-01-556-5906	89346	3527258C1	ELBOW, HOSE	1
					WATER INLET	
6	PAFZZ	5306-01-535-8162	338X5	1817958C1	BOLT, FLANGE HEAD	3
					M8 - 1.25 X 30 MM	
					END OF FIGURE	

FIELD MAINTENANCE
COOLING HOSE AND PIPE INSTALLATION

Cooling Hose and Pipe Installation - (CONTINUED)



B23P0500028

Figure 36. Cooling Hose and Pipe Installation.

Cooling Hose and Pipe Installation - (CONTINUED)

(1) ITEM NO.	(2) SMR CODE	(3) NSN	(4) CAGEC	(5) PART NUMBER	(6) DESCRIPTION AND USABLE ON CODE (UOC)	(7) QTY
					GROUP 0503 WATER MANIFOLD, HEADERS, THERMOSTATS, AND HOUSING GASKET FIGURE 36 Cooling Hose and Pipe Installation.	
1	PAFZZ	5340-01-556-4531	338X5	1615809C1	CLAMP, LOOP	6
2	PAFZZ	5340-01-556-5900	338X5	3523434C1	CLAMP, LOOP	6
3	MFFZZ		89346	L2643504X300MM	HOSE, HEATER, 3/8-IN. ID	1
					MAKE FROM HOSE, HEATER, CAGEC 89346, PART NUMBER L2643504, LENGTH 300-MM	
4	PAFZZ	7690-01-556-6269	338X5	3625401C3	DECAL	2
5	PAFZZ	4730-01-513-0955	338X5	3523435C1	CLAMP, HEATER HOSE	2
6	MFFZZ		89346	L2643493X343MM	HOSE, HEATER, 1-IN. ID	1
					MAKE FROM HOSE, HEATER, CAGEC 89346, PART NUMBER L2643493, LENGTH 343-MM	
7	PCFZZ	5340-01-547-5230	338X5	1677372C1	CLAMP, SINGLE CUSHIONED	1
8	PAFZZ	5310-01-556-6508	338X5	40066R1	NUT, PLAIN, HEXAGON	1
					M8 - 1.25	
9	PCFZZ	4720-01-535-2898	338X5	485794C2	HOSE, PREFORMED	1
10	PAFZZ	4720-01-556-6256	338X5	3613071C2	PIPE, RADIATOR LOWER	1
11	PCFZZ	4730-01-556-6098	338X5	3558668C2	HOSE, ELBOW	1
					90-DEGREE	
12	PAFZZ	4730-00-873-8800	338X5	444636	PLUG, PIPE	1
					3/4 - 14 NPT	
13	PAFZZ	4730-01-556-6821	338X5	9409931	ELBOW, PIPE, 90-DEGREE	1
					1/8 - 27 NPT	
14	PAFZZ	4730-00-140-3770	338X5	293344C1	NIPPLE, HOSE	1
					1/8-IN. NPT TO 3/8-IN. HOSE	
15	PAFZZ	4730-01-207-5985	7Z588	CT 300 L B	CLAMP, HOSE	2
16	PCFZZ	4720-01-555-4995	338X5	571600C1	HOSE, NONMETALLIC	1
17	PAFZZ	5340-01-556-6045	338X5	3551709C1	STRAP, CABLE LOCK	8
18	PAFZZ	5310-01-556-6217	338X5	3819156C1	NUT, SELF-LOCKING	2
					3/8 - 16 TPI	
19	PAFZZ	5340-01-556-4731	338X5	3819156C1	SUPPORT, RADIATOR PIPE	1
20	PAFZZ	5340-01-575-3867	338X5	452997C1	SADDLE, CLAMP	1
21	PAFZZ	4710-01-556-6276	338X5	3627815C1	PIPE, RADIATOR UPPER	1
22	PAFZZ	4820-01-512-5961	338X5	103647	VALVE, PIPE	1
					1/4-IN. NPT	
23	PCFZZ	4720-01-556-6229	338X5	3605681C1	HOSE, RADIATOR UPPER	1
24	MFFZZ		89346	L2643504X1435MM	HOSE, HEATER, 3/8-IN. ID	1
					MAKE FROM HOSE, HEATER, CAGEC 89346, PART NUMBER L2643504, LENGTH 1435-MM	

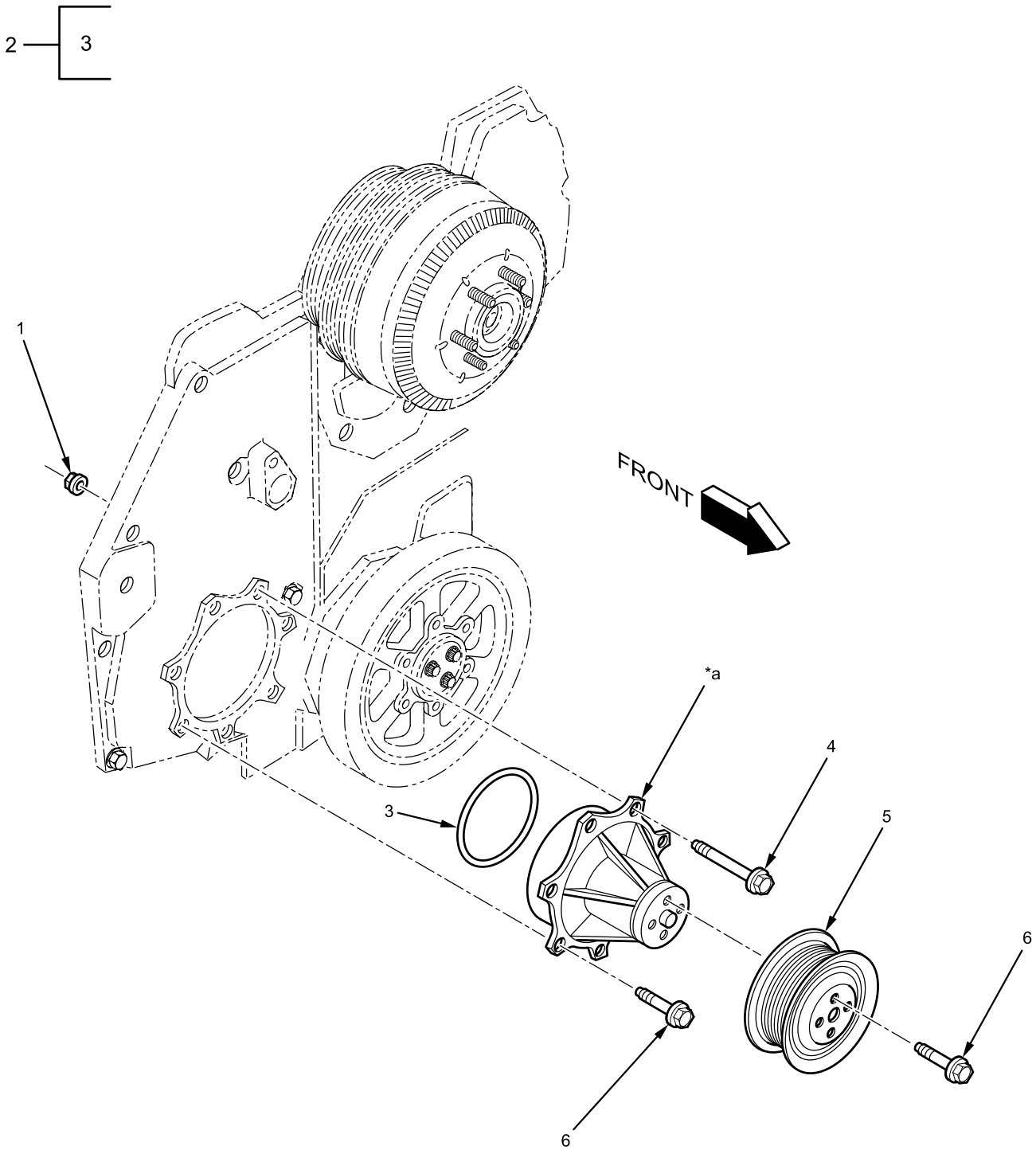
Cooling Hose and Pipe Installation - (CONTINUED)

(1) ITEM NO.	(2) SMR CODE	(3) NSN	(4) CAGEC	(5) PART NUMBER	(6) DESCRIPTION AND USABLE ON CODE (UOC)	(7) QTY
25	PAFZZ	5306-01-556-6575	338X5	452992C1	BOLT, U..... 3/8 - 16 TPI	1
26	MFFZZ		89346	L2643504X675MM	HOSE, HEATER, 3/8-IN. ID MAKE FROM HOSE, HEATER, CAGEC 89346, PART NUMBER L2643504, LENGTH 675-MM	1
27	PAFZZ	5975-01-556-6071	53421	MT2024022CST	SWIVEL, DUAL SADDLE..... END OF FIGURE	3

FIELD MAINTENANCE

WATER PUMP

Water Pump - (CONTINUED)



*a Part of item 2

B23P0500172

Figure 37. Water Pump.

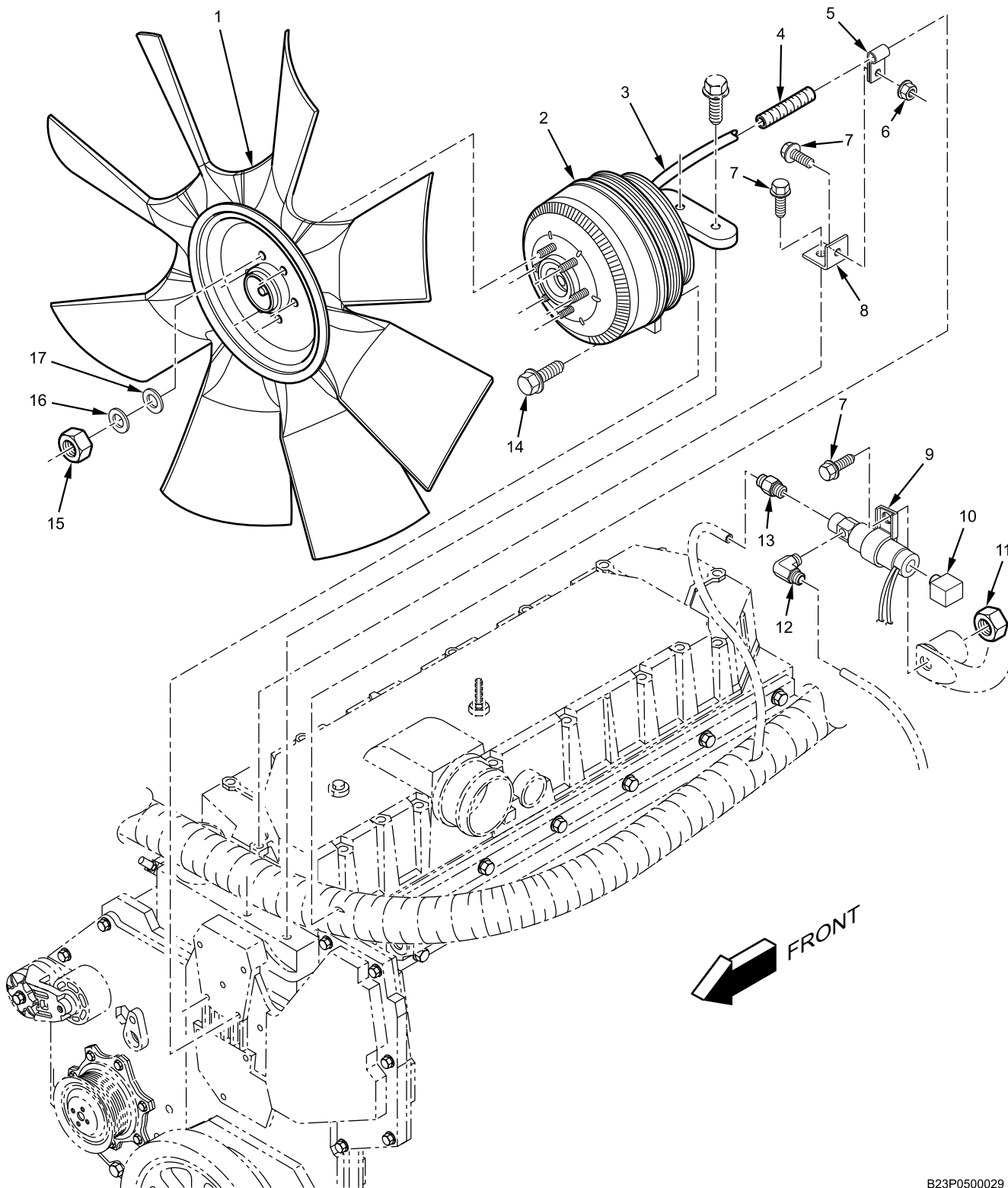
Water Pump - (CONTINUED)

(1) ITEM NO.	(2) SMR CODE	(3) NSN	(4) CAGEC	(5) PART NUMBER	(6) DESCRIPTION AND USABLE ON CODE (UOC)	(7) QTY
					GROUP 0504 WATER PUMP FIGURE 37 Water Pump.	
1	PAFZZ	5310-01-556-5260	0Y3H3	0162317	NUT, HEX FLANGE	1
					M8 - 1.25	
2	PAFFF	2930-01-555-4841	338X5	1830606C94	PUMP, WATER.....	1
3	PCFZZ	5331-01-437-1285	338X5	1819099C1	SEAL, WATER PUMP	1
4	PAFZZ	5306-01-556-4898	338X5	1817811C1	BOLT	1
					M8 - 1.25 X 60 MM	
5	PAFZZ	3020-01-556-5179	338X5	1879468C2	PULLEY, WATER PUMP	1
6	PAFZZ	5306-01-556-4897	0Y3H3	0161874	BOLT, MACHINE	10
					M6 - 1.0 X 12 MM	
					END OF FIGURE	

FIELD MAINTENANCE

FAN AND FAN DRIVE

Fan and Fan Drive - (CONTINUED)



B23P0500029

Figure 38. Fan and Fan Drive.

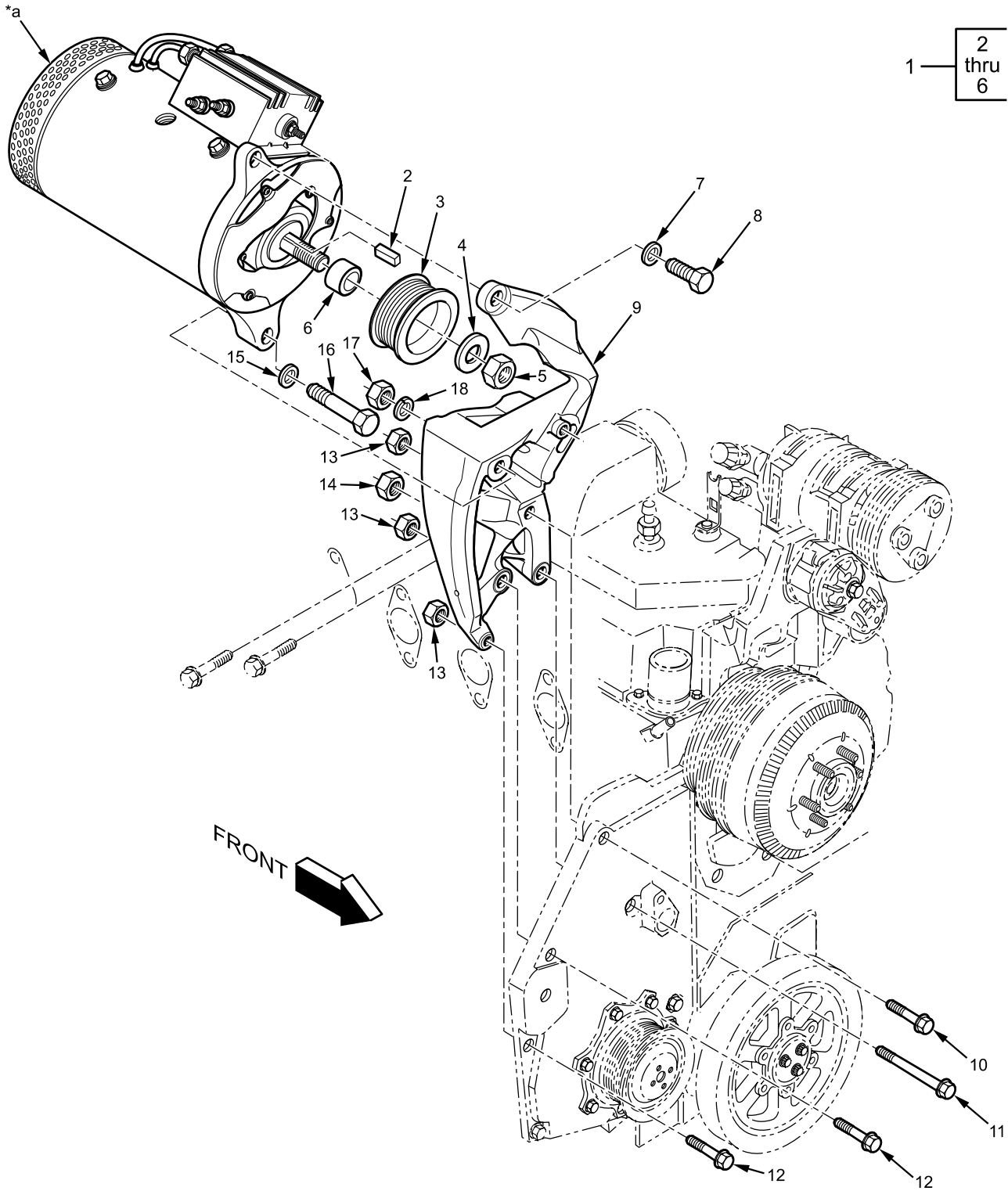
Fan and Fan Drive - (CONTINUED)

(1) ITEM NO.	(2) SMR CODE	(3) NSN	(4) CAGEC	(5) PART NUMBER	(6) DESCRIPTION AND USABLE ON CODE (UOC)	(7) QTY
					GROUP 0505 FAN ASSEMBLY FIGURE 38 Fan and Fan Drive.	
1	PAFZZ	2930-01-563-9970	338X5	ZBH993762253	FAN, PLASTIC	1
2	PAFZZ		3GYQ8	999536S	DRIVE, FAN	1
3	MFFZZ		338X5	417196C3X12IN	TUBE, BLACK NYLON, 1/4-IN. OD.	1
4	MFFZZ		338X5	2644094R1X	MAKE FROM TUBING, BLACK NYLON, CAGEC 338X5, PART NUMBER 417196C3, LENGTH 12-IN. CONDUIT, 1/4-IN. ID.....	1
5	PAFZZ	5340-01-557-0989	338X5	299407C1	CLAMP, LOOP	1
6	PAFZZ	5310-01-556-5554	0Y3H3	40162	NUT, PLAIN, HEX	1
7	PAFZZ	5306-01-512-1654	338X5	31055R1	M8 - 1.25 BOLT, FLANGE HEAD	3
8	PAFZZ	5340-01-556-6588	338X5	484606C1	M8 - 1.25 X 25 MM CLIP, RETAINING	1
9	PAFZZ	4810-01-556-6043	338X5	3551298C92	SOLENOID, AIR VALVE.....	1
10	PAFZZ	4730-00-639-9730	81343	SAE J530 2-2 130239B	ELBOW, PIPE	1
11	PAFZZ	5310-01-512-6146	338X5	3535162C1	NUT, PLAIN, HEXAGON.....	1
12	PAFZZ	4730-01-556-5220	93061	VS369PTC-4-2	M8 - 1.25 ELBOW, PIPE	1
13	PAFZZ	4730-21-914-3820	93061	68PMT-4-2	ADAPTER, STRAIGHT	1
14	PAFZZ	5305-01-360-2038	73342	11505232	BOLT, FLANGE HEAD	2
15	PAFZZ	5310-01-242-0431	89346	25523R1	M8 - 1.25 X 25 MM NUT, PLAIN, HEXAGON.....	6
16	PAFZZ	5310-01-556-4486	338X5	120382	3/8 - 24 TPI. WASHER, LOCK.....	6
17	PAFZZ	5310-01-065-2596	0Y3H3	33115	3/8-IN. WASHER, FLAT	6
					3/8-IN. END OF FIGURE	

FIELD MAINTENANCE

ALTERNATOR

Alternator - (CONTINUED)



*a Part of item 1

B23P0600011

Figure 39. Alternator.

Alternator - (CONTINUED)

(1) ITEM NO.	(2) SMR CODE	(3) NSN	(4) CAGEC	(5) PART NUMBER	(6) DESCRIPTION AND USABLE ON CODE (UOC)	(7) QTY
					GROUP 0601 GENERATOR, ALTERNATOR FIGURE 39 Alternator.	
1	PAFHH	2920-01-466-1855	76761	N1602-1	GENERATOR, ALTERNATOR	1
2	PAFZZ	5315-00-616-5501	80205	MS35756-20	. KEY, WOODRUFF	1
3	PAFHH	3020-01-556-6432	338X5	3820740C1	. PULLEY, GROOVE	1
4	PAFZZ	5310-01-540-5438	76761	N9393	. WASHER, FLAT	1
5	PAFZZ	5310-01-348-8360	76761	N9416	. NUT, LOCK	1
6	PAFZZ	3120-01-556-4717	338X5	3818322C2	. BUSHING, SLEEVE	1
7	PAFZZ	5310-01-065-2596	338X5	25709R1	WASHER, FLAT	1
8	PAFZZ	5306-01-556-5474	338X5	27348R1	3/8-IN. BOLT, PREVAILING TORQUE	1
9	PAFZZ	5342-01-556-5180	338X5	1880166C1	3/8 - 16 X 1-5/8 IN. BRACKET, ALTERNATOR	1
10	PAFZZ	5306-01-556-4956	338X5	1820590C1	BOLT, MACHINE	1
11	PAFZZ	5306-01-556-5009	0Y3H3	0121726	M10 - 1.5 X 120 MM BOLT	1
12	PAFZZ	5306-01-556-4921	338X5	1817993C1	M8 - 1.25 X 120 MM BOLT	2
13	PAFZZ	5310-01-556-5555	0Y3H3	40166	M10 - 1.5 X 80 MM NUT, PLAIN, HEX	3
14	PAFZZ	5310-01-556-5260	0Y3H3	0162317	M10 - 1.5 NUT, HEX FLANGED	1
15	PAFZZ		338X5	26054R1	M8 - 1.25 WASHER, FLAT	2
16	PAFZZ	5306-01-574-4173	338X5	40348R1	9/16-IN. BOLT, MACHINE	1
17	PAFZZ	5310-01-556-5387	0Y3H3	36411	9/16 - 12 X 9 IN. NUT, PLAIN, HEXAGON	1
18	PAFZZ	5310-01-556-4499	0Y3H3	33628	9/16 - 12 TPI WASHER, LOCK	1
					9/16-IN. END OF FIGURE	

FIELD MAINTENANCE

STARTER MOTOR

Starter Motor - (CONTINUED)

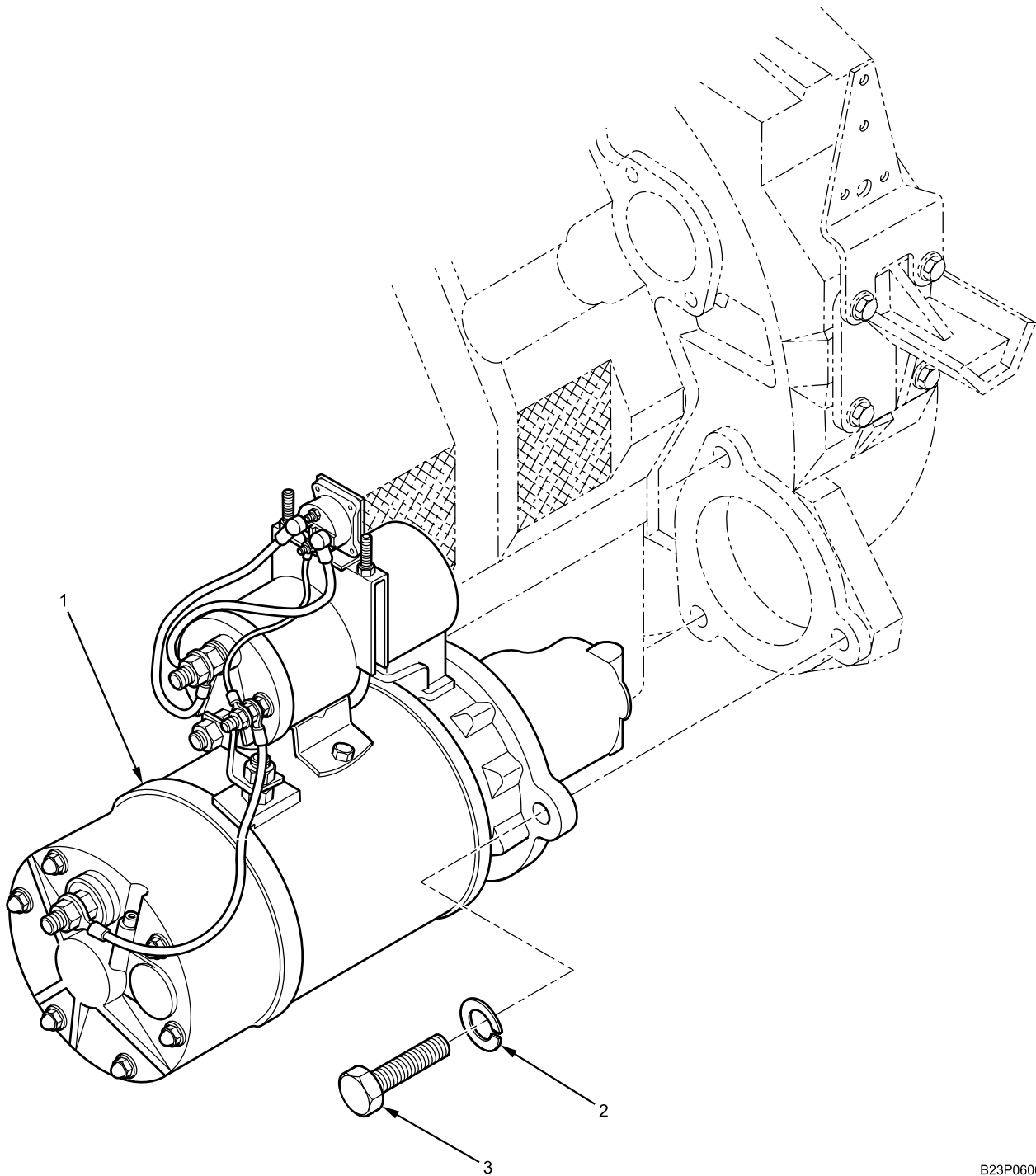


Figure 40. Starter Motor.

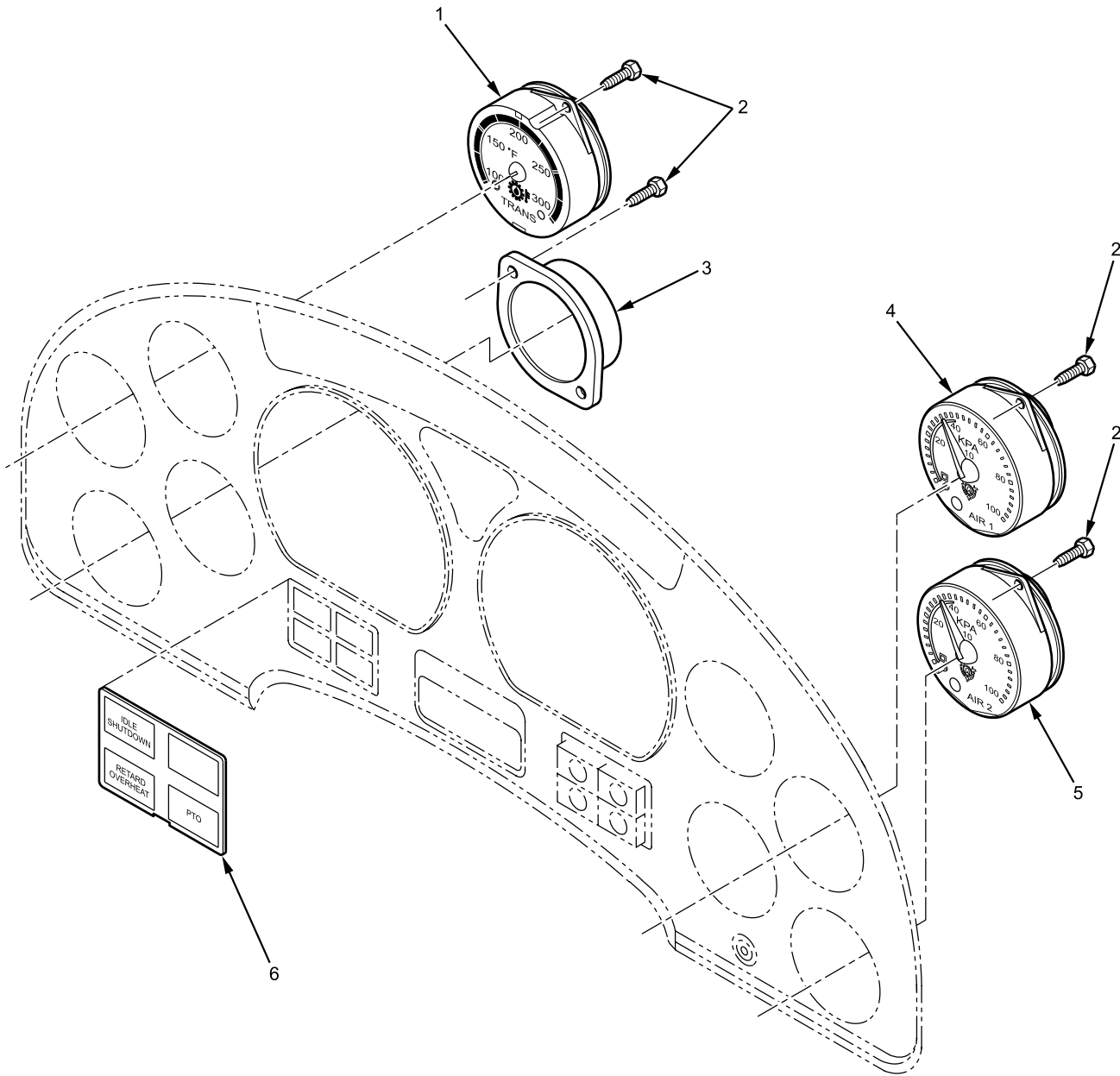
B23P060001

Starter Motor - (CONTINUED)

(1) ITEM NO.	(2) SMR CODE	(3) NSN	(4) CAGEC	(5) PART NUMBER	(6) DESCRIPTION AND USABLE ON CODE (UOC)	(7) QTY
					GROUP 0603 STARTING MOTOR FIGURE 40 Starter Motor.	
1	PAFHH	2920-01-555-5458	338X5	3610516C93	MOTOR, STARTER	1
2	PAFZZ	5310-00-011-6121	96906	MS35338-67	WASHER, LOCK.....	3
					1/2-IN.	
3	PAFZZ	5306-01-556-4676	29510	24863R1	BOLT, MACHINE	3
					1/2 - 13 X 1-3/4 IN.	
					END OF FIGURE	

FIELD MAINTENANCE
INSTRUMENT PANEL CLUSTER GAUGES

Instrument Panel Cluster Gauges - (CONTINUED)



B23P0600184

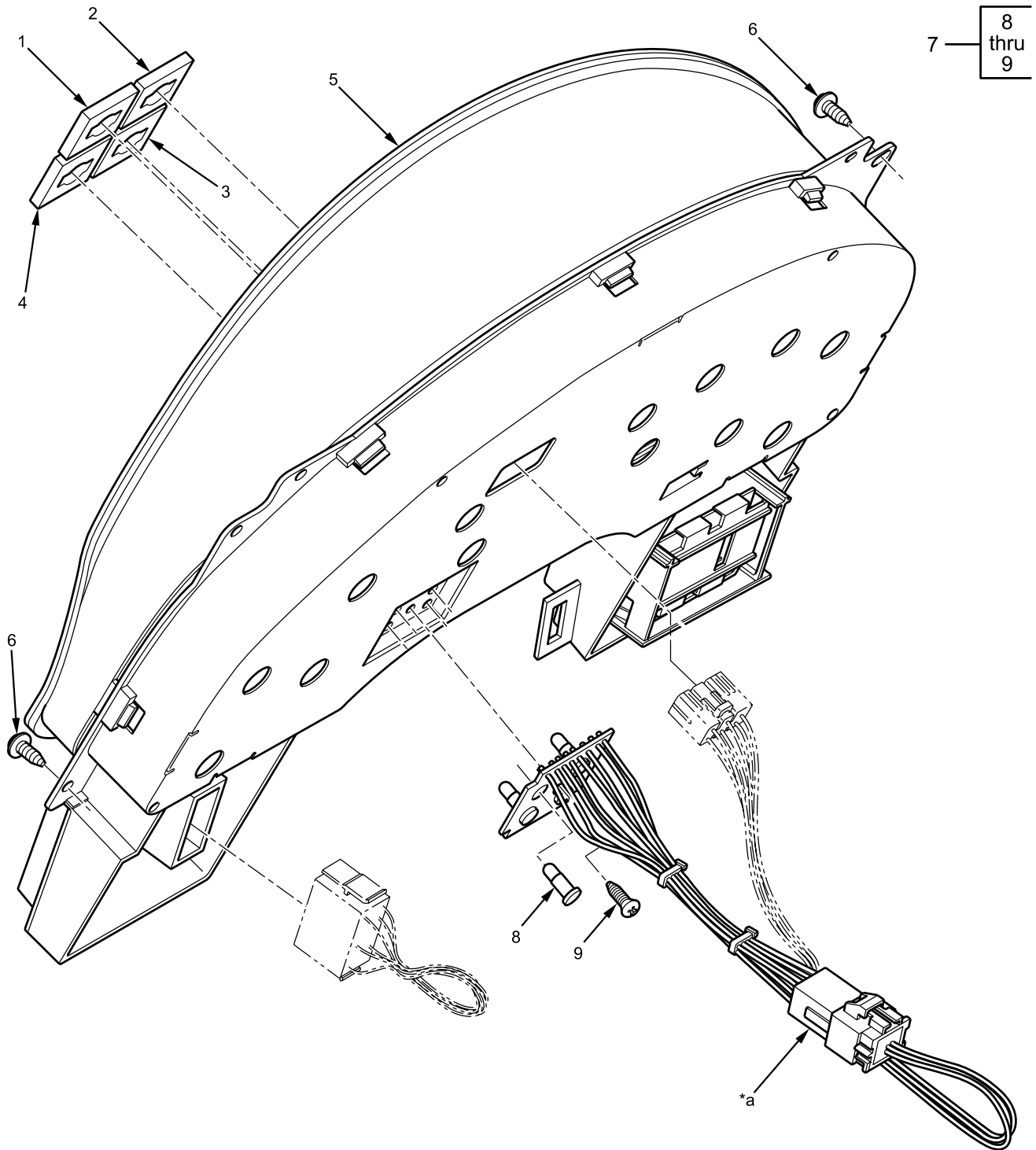
Figure 41. Instrument Panel Cluster Gauges.

Instrument Panel Cluster Gauges - (CONTINUED)

(1) ITEM NO.	(2) SMR CODE	(3) NSN	(4) CAGEC	(5) PART NUMBER	(6) DESCRIPTION AND USABLE ON CODE (UOC)	(7) QTY
					GROUP 0607 INSTRUMENT OR ENGINE CONTROL PANEL FIGURE 41 Instrument Panel Cluster Gauges.	
1	PAFZZ	6685-01-555-4942	338X5	3533885C1	GAUGE, TRANSMISSION OIL TEMP .	1
2	PAFZZ	5305-01-512-4380	338X5	2W1279837	SCREW, TAPPING..... M4.2 - 1.41 X 30 MM	8
3	PAFZZ	5340-01-556-5920	338X5	3533906C1	COVER, GAUGE HOLE.....	1
4	PAFZZ	6685-01-537-4691	338X5	3533883C1	GAUGE ELECTRONIC AIR 1	1
5	PAFZZ	6685-01-537-4715	338X5	3533884C1	GAUGE ELECTRONIC AIR 2	1
6	PAFZZ	2590-01-556-6225	338X5	3604595C1	LENS, INSTRUMENT CLUSTER..... END OF FIGURE	1

FIELD MAINTENANCE
INSTRUMENT PANEL CLUSTER RIGHT SIDE WARNING LIGHTS

Instrument Panel Cluster Right Side Warning Lights - (CONTINUED)



8
thru
9

*a Part of item 7

B23P0600136

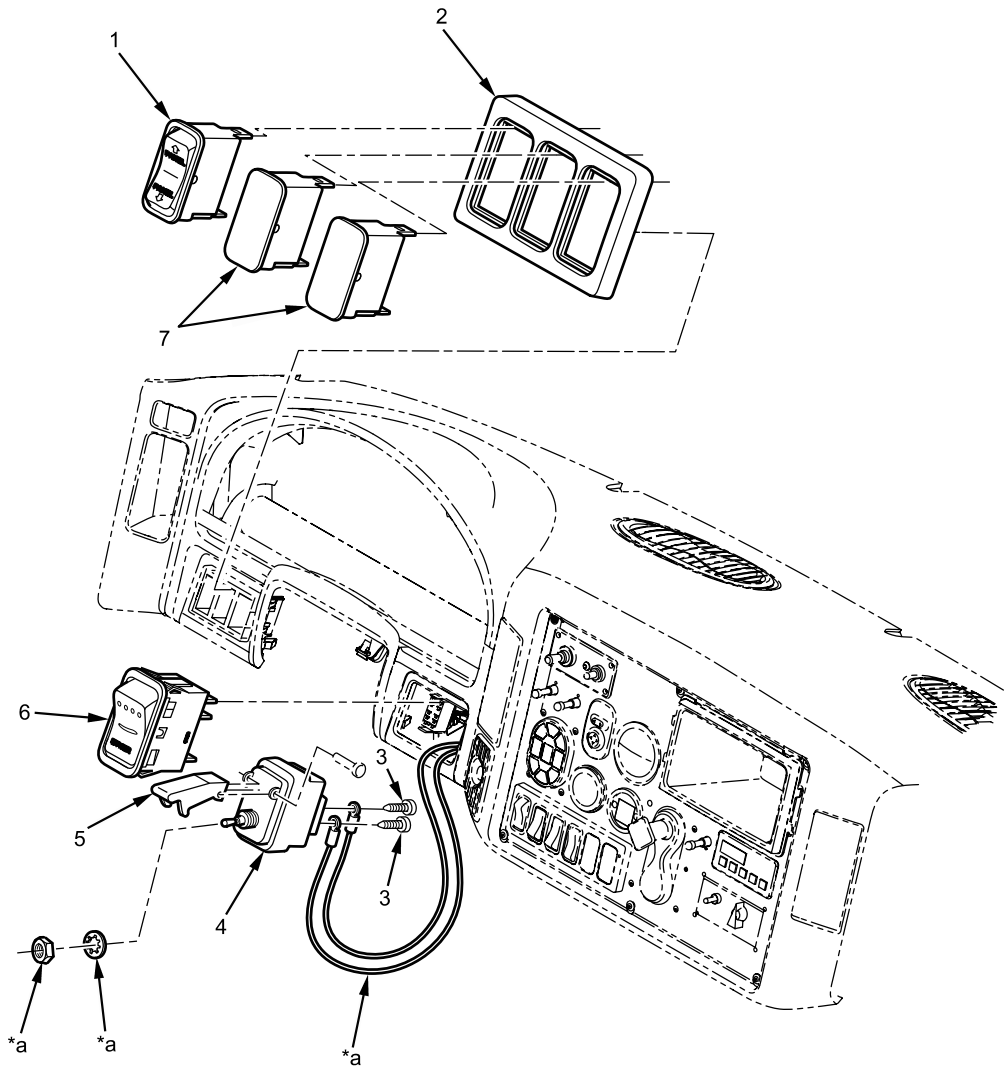
Figure 42. Instrument Panel Cluster Right Side Warning Lights.

Instrument Panel Cluster Right Side Warning Lights - (CONTINUED)

(1) ITEM NO.	(2) SMR CODE	(3) NSN	(4) CAGEC	(5) PART NUMBER	(6) DESCRIPTION AND USABLE ON CODE (UOC)	(7) QTY
					GROUP 0607 INSTRUMENT OR ENGINE CONTROL PANEL FIGURE 42 Instrument Panel Cluster Right Side Warning Lights.	
1	PAFZZ	6220-01-556-6033	1TC89	085S272001-3	LENS, IPC AXL	1
2	PAFZZ	6220-01-556-6032	1TC89	085S272001-2	LENS, IPC	1
3	PAFZZ	6220-01-556-6034	1TC89	085S272001-7	LENS, IPC SNOW	1
4	PAFZZ	6220-01-556-6200	1TC89	272001-13	LENS, IPC	1
5	PAFZZ	2510-01-581-3911	1TC89	32434-102S	HOUSING, IPC	1
6	PAFZZ	5305-01-512-4380	6W608	2W1279837	SCREW, TAPPING.....	4
7	PAFFF	6220-01-556-6035	338X5	3550743C93	M4.2 - 1.4 X 30 MM LIGHT, INSTRUMENT WITH HARNESS	1
8	PAFZZ		KB522	82-270538-3	LAMP, SOCKET	4
9	PAFZZ		KB522	20-266252-27	SCREW, TAPPING.....	1
					#6 - 19 X 3/8 IN. END OF FIGURE	

FIELD MAINTENANCE
INSTRUMENT PANEL LEFT SIDE SWITCHES

Instrument Panel Left Side Switches - (CONTINUED)



*a Part of item 4

B23P0600169

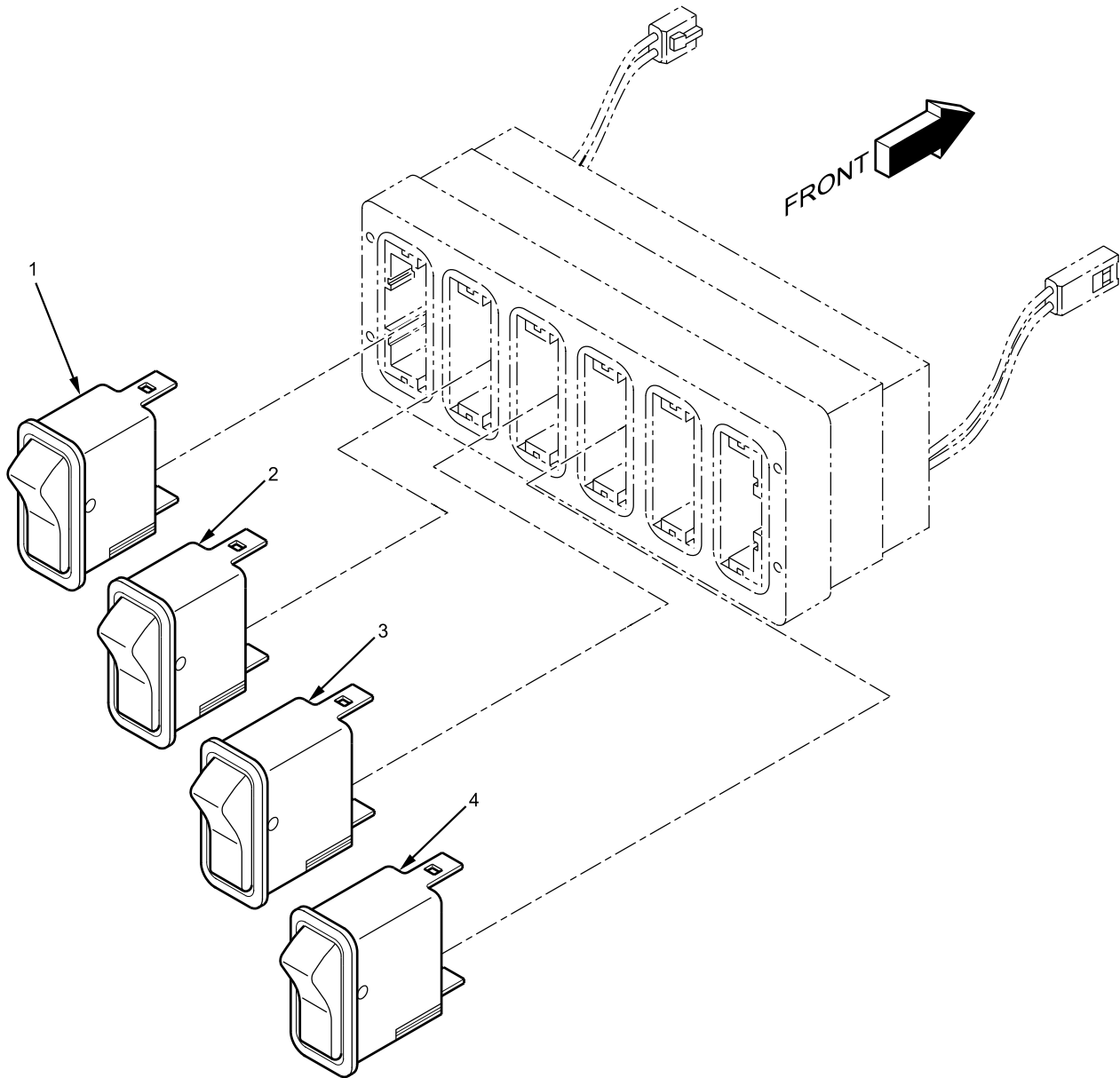
Figure 43. Instrument Panel Left Side Switches.

Instrument Panel Left Side Switches - (CONTINUED)

(1) ITEM NO.	(2) SMR CODE	(3) NSN	(4) CAGEC	(5) PART NUMBER	(6) DESCRIPTION AND USABLE ON CODE (UOC)	(7) QTY
					GROUP 0607 INSTRUMENT OR ENGINE CONTROL PANEL FIGURE 43 Instrument Panel Left Side Switches.	
1	PAFZZ	5905-01-556-6118	338X5	3563062C1	RESISTOR, VARIABLE, WIRE WOUND, NON-PRECISION	1
2	PAFZZ	2510-01-581-3911	1TC89	32434-102S	SWITCH, ELECTRONIC HOUSING, INSTRUMENT CLUSTER .	1
3	PAFZZ	5305-01-512-4380	6W608	2W1279837	SCREW, TAPPING..... M4.2 - 1.4 X 30 MM	2
4	PAFZZ	5930-01-556-6390	338X5	3820193C91	SWITCH, HARNESS, ASSEMBLY	1
5	PAFZZ	2815-01-556-7325	338X5	3820185C1	COVER, SWITCH	1
6	PAFZZ	5930-01-556-6030	3B858	8961K1301	SWITCH, ETHER START	1
7	PAFZZ	5930-01-556-5923	U2075	035S272162-0	PLUG, FILLER SWITCH	2
					END OF FIGURE	

FIELD MAINTENANCE
CENTER PANEL SWITCHES

Center Panel Switches - (CONTINUED)



B23P0600118

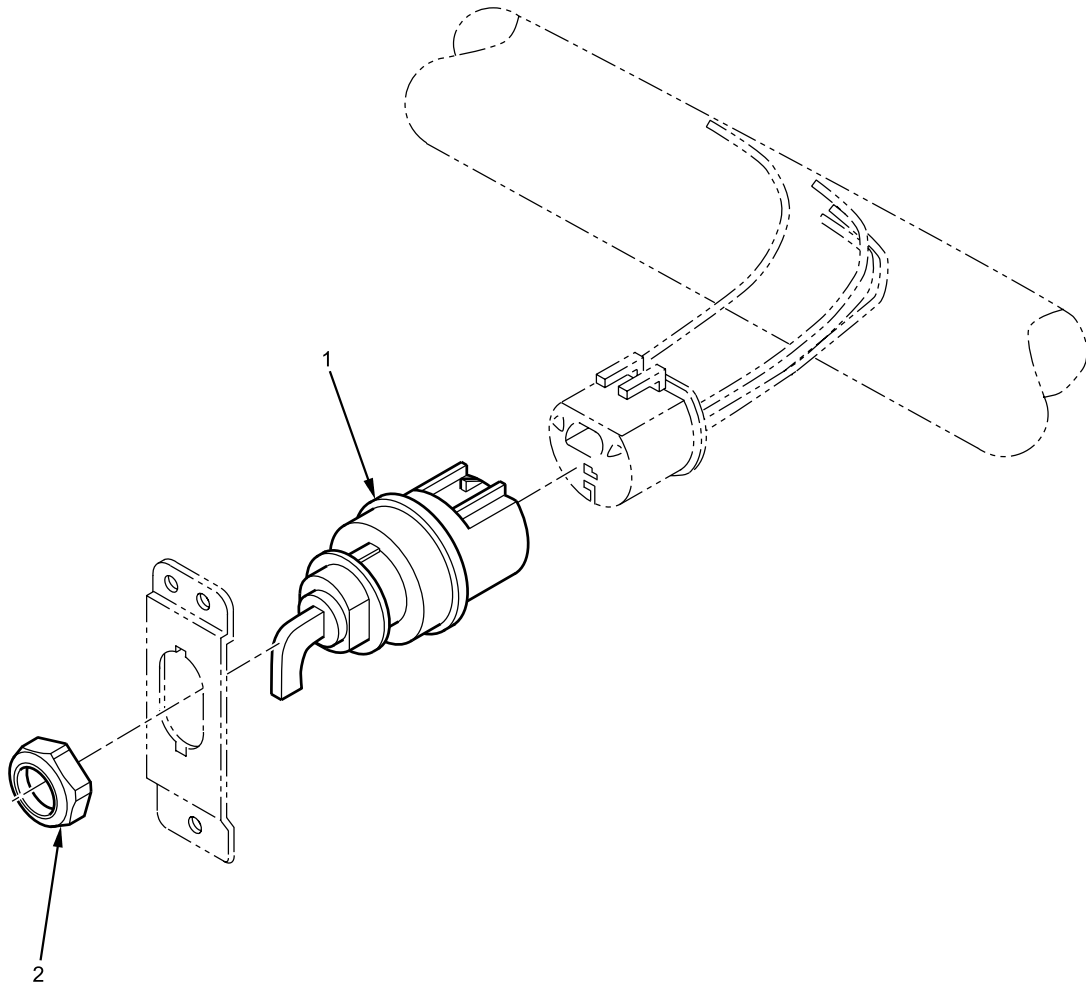
Figure 44. Center Panel Switches.

Center Panel Switches - (CONTINUED)

(1) ITEM NO.	(2) SMR CODE	(3) NSN	(4) CAGEC	(5) PART NUMBER	(6) DESCRIPTION AND USABLE ON CODE (UOC)	(7) QTY
					GROUP 0607 INSTRUMENT OR ENGINE CONTROL PANEL FIGURE 44 Center Panel Switches.	
1	PAFZZ	5930-01-556-6195	KB522	035S272162-BM	SWITCH, MIRROR HEATER	1
2	PAFZZ	5905-01-556-6119	1BT94	035S272162-E	SWITCH, EXHAUST BRAKE	1
3	PAFZZ	5930-01-556-6120	338X5	3563069C1	SWITCH, FRONT AXLE.....	1
4	PAFZZ	5930-01-556-6110	338X5	3560659C1	SWITCH, HIGH/NEUTRAL	1
					END OF FIGURE	

FIELD MAINTENANCE
INSTRUMENT PANEL, KEYLESS IGNITION SWITCH

Instrument Panel, Keyless Ignition Switch - (CONTINUED)



B23P0600148

Figure 45. Instrument Panel, Keyless Ignition Switch.

Instrument Panel, Keyless Ignition Switch - (CONTINUED)

(1) ITEM NO.	(2) SMR CODE	(3) NSN	(4) CAGEC	(5) PART NUMBER	(6) DESCRIPTION AND USABLE ON CODE (UOC)	(7) QTY
					GROUP 0607 INSTRUMENT OR ENGINE CONTROL PANEL FIGURE 45 Instrument Panel, Keyless Ignition Switch.	
1	PAFZZ	2920-01-556-6014	77326	31-441-NAV	SWITCH, KEYLESS.....	1
2	PAFZZ	5310-01-556-6031	77326	18516	NUT, MOUNTING SWITCH.....	1
					1 - 32 TPI END OF FIGURE	

FIELD MAINTENANCE
CENTER PANEL, GAUGE DISPLAY HOUSING AND SWITCHES

Center Panel, Gauge Display Housing And Switches - (CONTINUED)

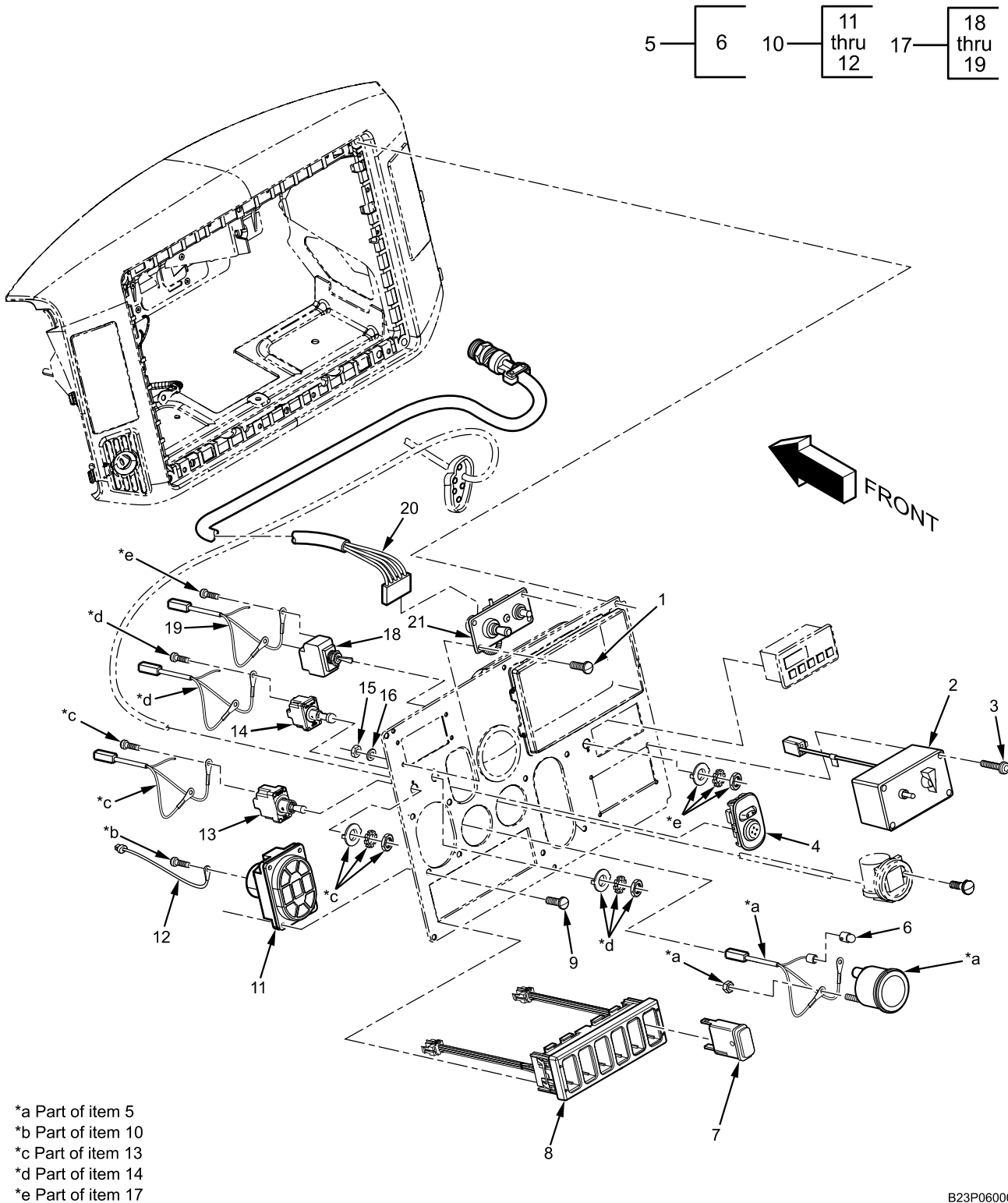


Figure 46. Center Panel, Gauge Display Housing And Switches.

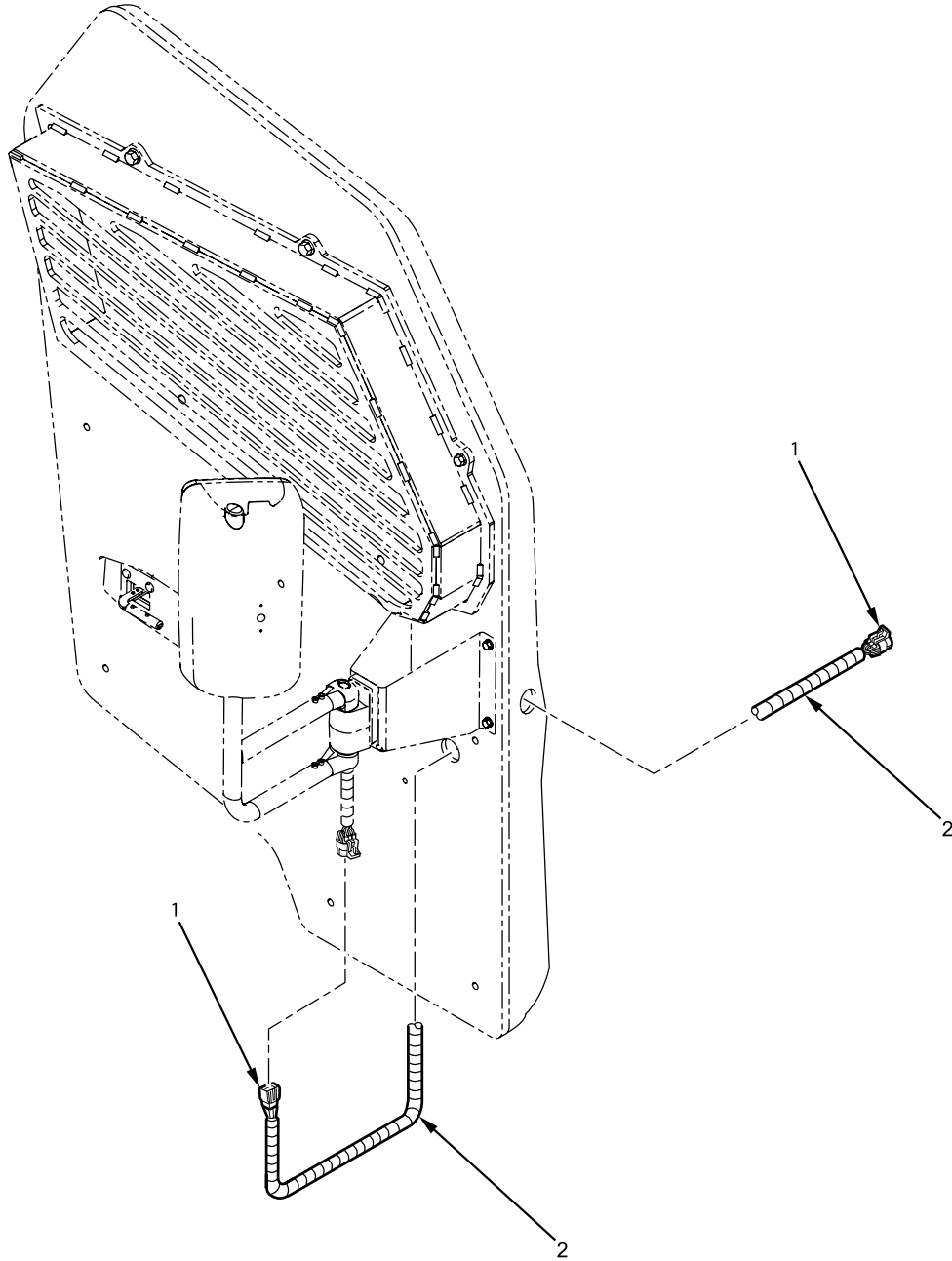
Center Panel, Gauge Display Housing And Switches - (CONTINUED)

(1) ITEM NO.	(2) SMR CODE	(3) NSN	(4) CAGEC	(5) PART NUMBER	(6) DESCRIPTION AND USABLE ON CODE (UOC)	(7) QTY
					GROUP 0607 INSTRUMENT OR ENGINE CONTROL PANEL FIGURE 46 Center Panel, Gauge Display Housing And Switches.	
1	PAFZZ	5305-01-556-6525	338X5	40336R1	SCREW, MACHINE	4
					#3 - 48 X 5/8 IN.	
2	PAFFF	6150-01-568-3030	338X5	3822338C91	LIGHT CONTROLLER WITH WIRING HARNESS, INFRARED	1
3	PAFZZ	5305-01-556-5539	0Y3H3	91204	SCREW, CAP, HEXAGON	4
					M4 - 0.7 X 20 MM	
4	PAFZZ	2540-01-556-6221	338X5	2505204C1	SWITCH POWER MIRROR.....	1
5	PAFFF	5220-01-556-6392	338X5	3820265C91	GAUGE ASSEMBLY, BATTERY AND GENERATOR	1
6	PAFZZ	6240-01-414-3480	71744	1829AS15	LAMP, INCANDESCENT.....	1
7	PAFZZ	5930-01-556-5923	U2075	035S272162-0	PLUG, SWITCH	1
8	PAFZZ	5930-01-556-6028	1BT94	32237-01S	HOUSING, SWITCH	1
9	PAFZZ	5305-01-568-2597	338X5	40363R1	SCREW, MACHINE	4
					#10 - 32 X 5/8 IN.	
10	PAFFF	5930-01-491-9893	338X5	3822303C91	SWITCH ASSEMBLY, LIGHT.....	1
11	PAFZZ	5930-01-491-9893	19207	12484558	SWITCH, LIGHT, MASTER.....	1
12	PAFZZ	6150-01-568-2188	338X5	3822302C91L	CABLE, ASSEMBLY, JUMPER.....	1
13	PAFZZ	5930-01-556-6393	338X5	3820266C91	SWITCH, LIGHT, ASSEMBLY.....	1
14	PAFZZ	5930-01-556-6394	338X5	3820267C91	SWITCH, ASSEMBLY, RAMP CONTROL	1
15	PAFZZ	5310-01-556-6526	0Y3H3	36007	NUT, PLAIN, EXTENDED	4
					#3 - 48 TPI.	
16	PAFZZ	5310-01-556-6527	0Y3H3	40217	WASHER, FLAT	4
					#3	
17	PAFZZ	5930-01-556-6390	338X5	3820193C91	SWITCH, ASSEMBLY.....	1
					BATTERY DISCONNECT	
18	XAFZZ	5930-00-683-1629	96906	MS24523-23	SWITCH, TOGGLE	1
					FUEL FIRED HEATER	
19	XAFZZ	6150-01-573-2456	338X5	3820181C91	HARNESS, JUMPER	1
20	PAFZZ	6150-01-568-3034	338X5	3822506C91	HARNESS, REMOTE	1
21	PAFZZ	5930-01-557-0592	338X5	3673572C1	CONTROL, ELECTRONIC.....	1
					END OF FIGURE	

FIELD MAINTENANCE

RIGHT SIDE MIRROR REMOTE CONTROL SWITCH WIRING HARNESS

Right Side Mirror Remote Control Switch Wiring Harness - (CONTINUED)



B23P060700287

Figure 47. Right Side Mirror Remote Control Switch Wiring Harness.

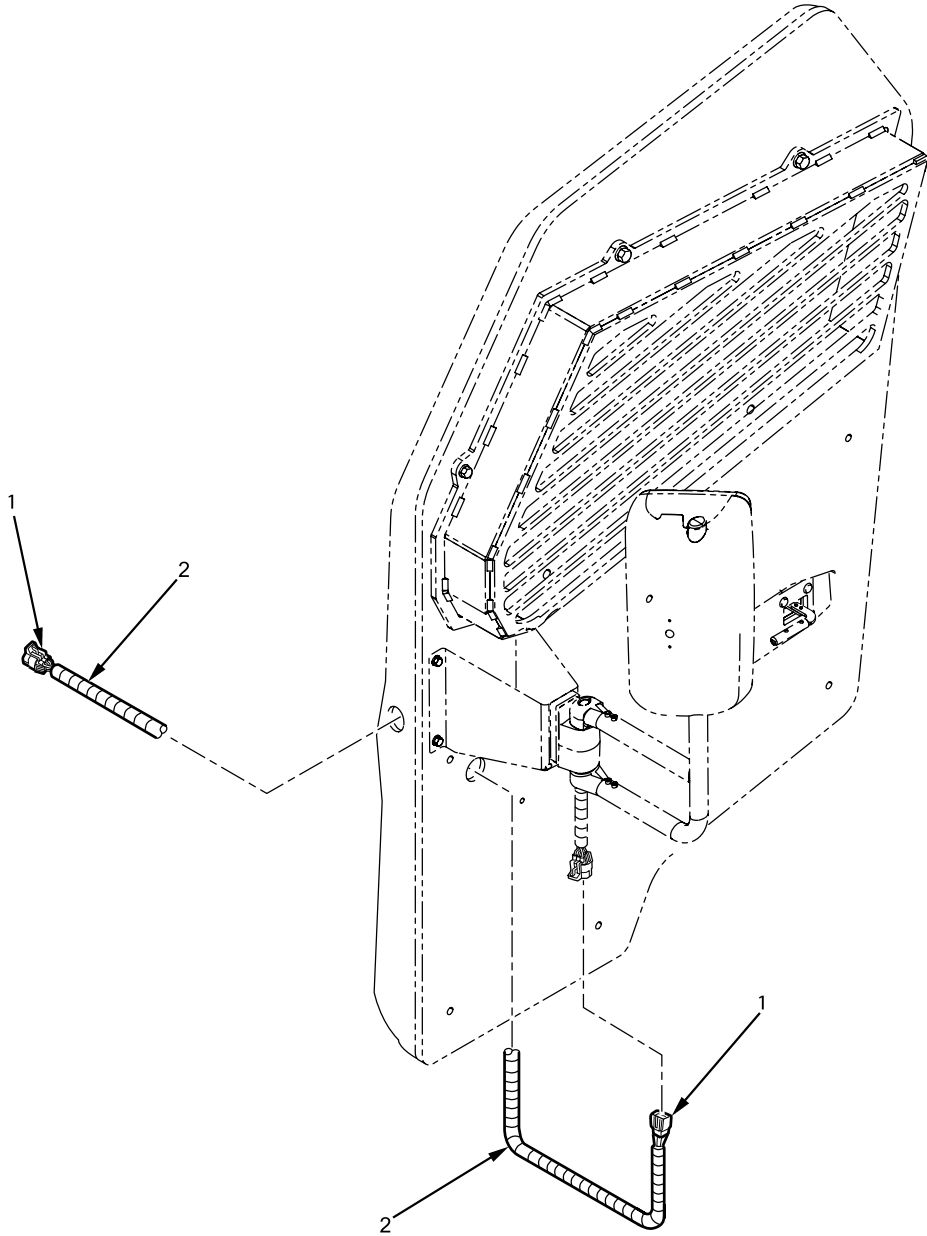
Right Side Mirror Remote Control Switch Wiring Harness - (CONTINUED)

(1) ITEM NO.	(2) SMR CODE	(3) NSN	(4) CAGEC	(5) PART NUMBER	(6) DESCRIPTION AND USABLE ON CODE (UOC)	(7) QTY
					GROUP 0607 INSTRUMENT OR ENGINE CONTROL PANEL FIGURE 47 Right Side Mirror Remote Control Switch Wiring Harness.	
1	PAFZZ	6150-01-556-5567	338X5	3825553C91L	CABLE, MIRROR JUMPER HARNESS	1
2	MFFZZ		338X5	442498C1X1580MM	CONDUIT, NYLON SLIT, 3/8-IN..... MAKE FROM CONDUIT, NYLON SLIT, CAGEC 338X5, PART NUMBER 442498C1, LENGTH 1580-MM END OF FIGURE	1

FIELD MAINTENANCE

LEFT SIDE MIRROR REMOTE CONTROL SWITCH WIRING HARNESS

Left Side Mirror Remote Control Switch Wiring Harness - (CONTINUED)



B23P060700288

Figure 48. Left Side Mirror Remote Control Switch Wiring Harness.

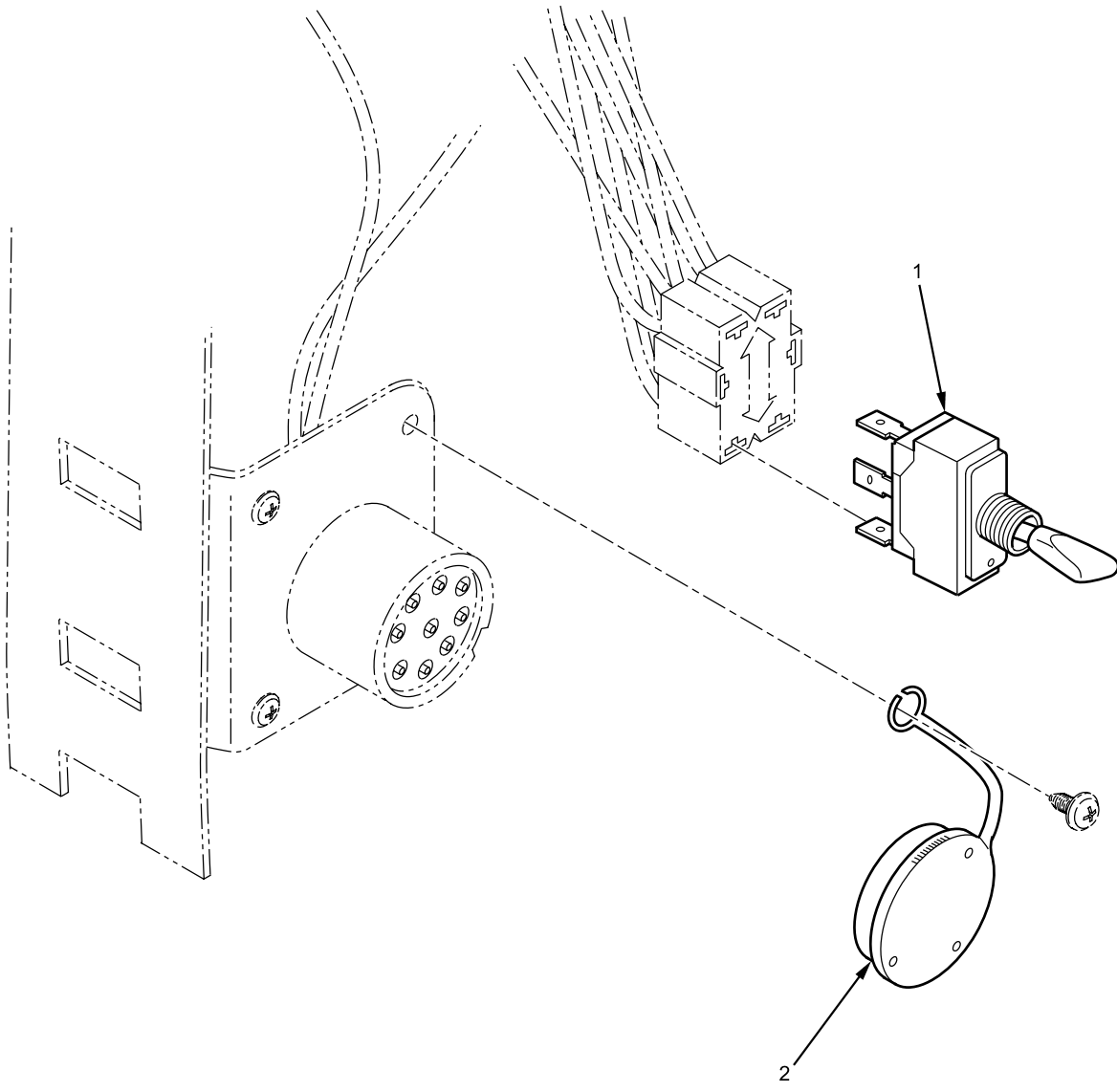
Left Side Mirror Remote Control Switch Wiring Harness - (CONTINUED)

(1) ITEM NO.	(2) SMR CODE	(3) NSN	(4) CAGEC	(5) PART NUMBER	(6) DESCRIPTION AND USABLE ON CODE (UOC)	(7) QTY
					GROUP 0607 INSTRUMENT OR ENGINE CONTROL PANEL FIGURE 48 Left Side Mirror Remote Control Switch Wiring Harness.	
1	PAFZZ	6150-01-556-5567	338X5	3825553C91L	CABLE, MIRROR JUMPER HARNESS	1
2	MFFZZ		338X5	442498C1X1580MM	CONDUIT, NYLON SLIT, 3/8-IN..... MAKE FROM CONDUIT, NYLON SLIT, CAGEC 338X5, PART NUMBER 442498C1, LENGTH 1580-MM END OF FIGURE	1

FIELD MAINTENANCE

ANTILOCK BRAKE SYSTEM (ABS) BLINK CODE SWITCH AND RECEPTACLE CAP

Antilock Brake System (ABS) Blink Code Switch and Receptacle Cap - (CONTINUED)



B23P0600200

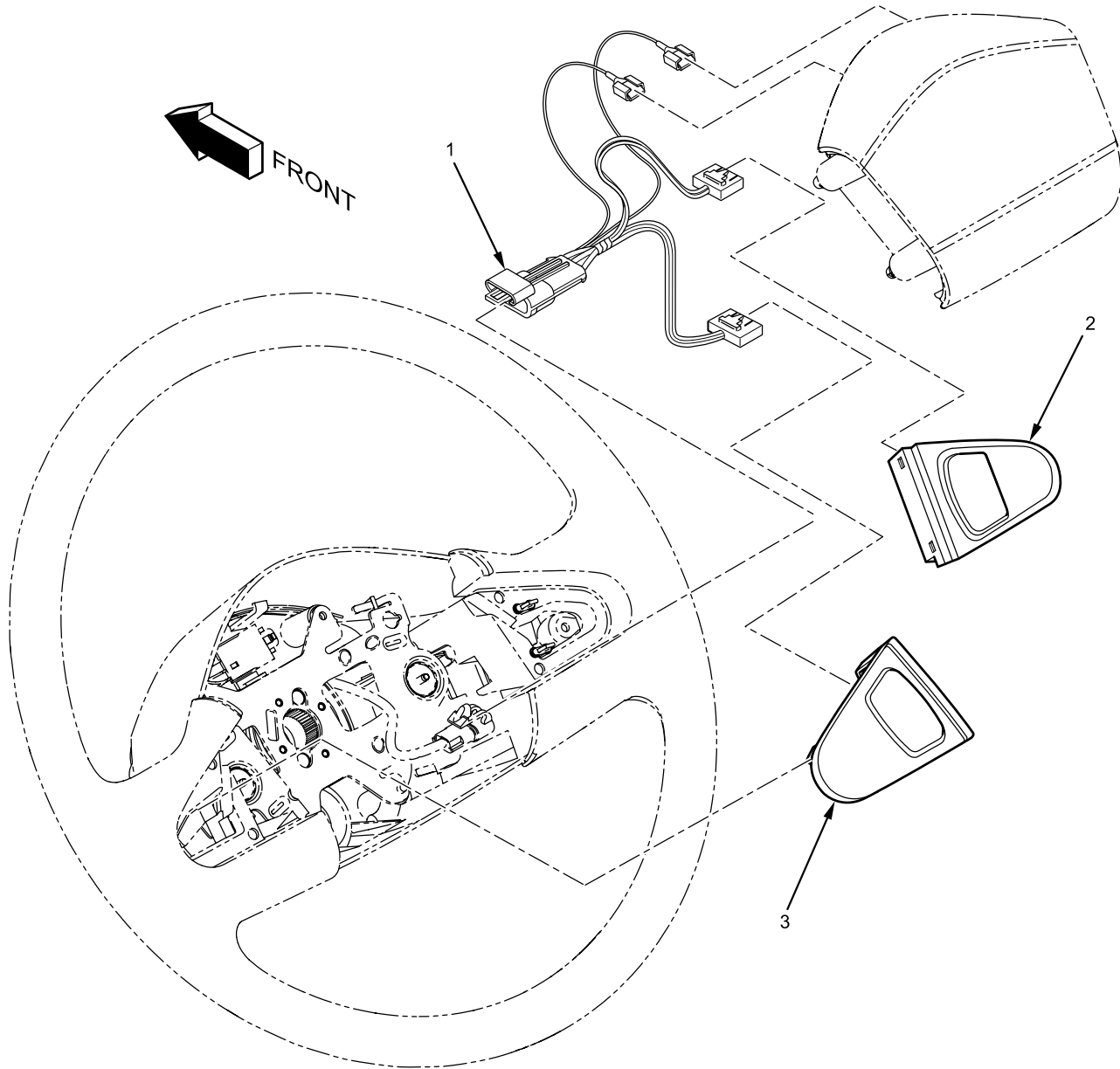
Figure 49. ABS Blink Code Switch and Receptacle Cap.

Antilock Brake System (ABS) Blink Code Switch and Receptacle Cap - (CONTINUED)

(1) ITEM NO.	(2) SMR CODE	(3) NSN	(4) CAGEC	(5) PART NUMBER	(6) DESCRIPTION AND USABLE ON CODE (UOC)	(7) QTY
					GROUP 0608 MISCELLANEOUS ITEMS FIGURE 49 ABS Blink Code Switch and Receptacle Cap.	
1	PAFZZ	5340-00-421-5015	53421	T50R-OHS	STRAP, TIE	1
2	PAFZZ	5930-01-556-5894	3B858	8956K1212	ABS-6 BLINK CODE SWITCH.....	1
3	PAFZZ	5999-01-556-6008	0F630	005M485800	CAP, RECEPTACLE DATA..... END OF FIGURE	1

FIELD MAINTENANCE
STEERING WHEEL SWITCHES

Steering Wheel Switches - (CONTINUED)



B23P0600239

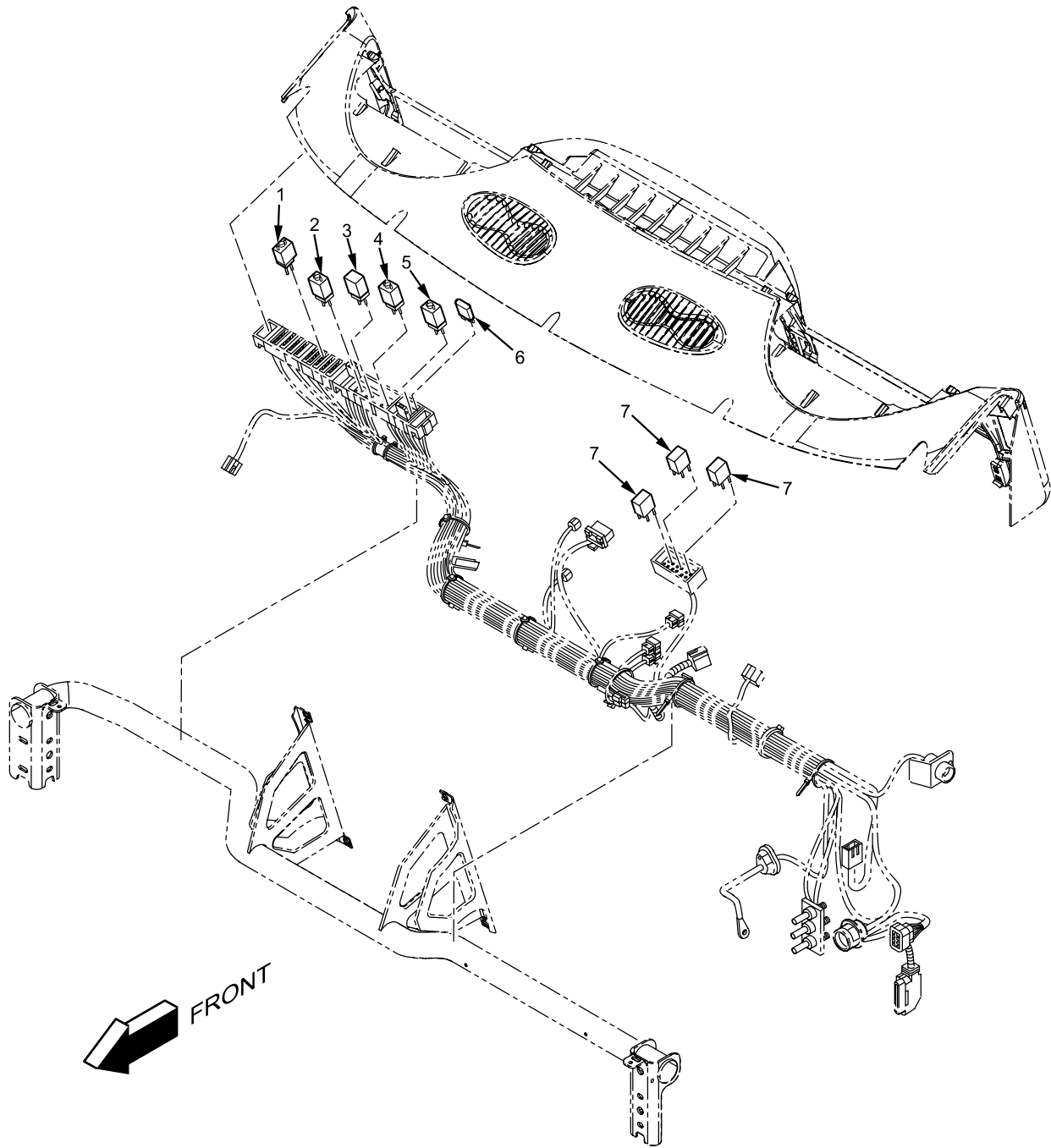
Figure 50. Steering Wheel Switches.

Steering Wheel Switches - (CONTINUED)

(1) ITEM NO.	(2) SMR CODE	(3) NSN	(4) CAGEC	(5) PART NUMBER	(6) DESCRIPTION AND USABLE ON CODE (UOC)	(7) QTY
					GROUP 0608 MISCELLANEOUS ITEMS FIGURE 50 Steering Wheel Switches.	
1	PAFZZ	6150-01-556-5306	338X5	2506329C1	WIRING HARNESS	1
					STEERING WHEEL SWITCH	
2	PAFZZ	2540-01-556-5402	1V6F3	28130845-01	SWITCH, STEERING WHEEL RH.....	1
3	PAFZZ	5930-01-556-5403	1V6F3	28130843-01	SWITCH, STEERING WHEEL LH	1
					END OF FIGURE	

FIELD MAINTENANCE
CIRCUIT BREAKERS, FUSES, AND RELAYS

Circuit Breakers, Fuses, and Relays - (CONTINUED)



B23P0600238

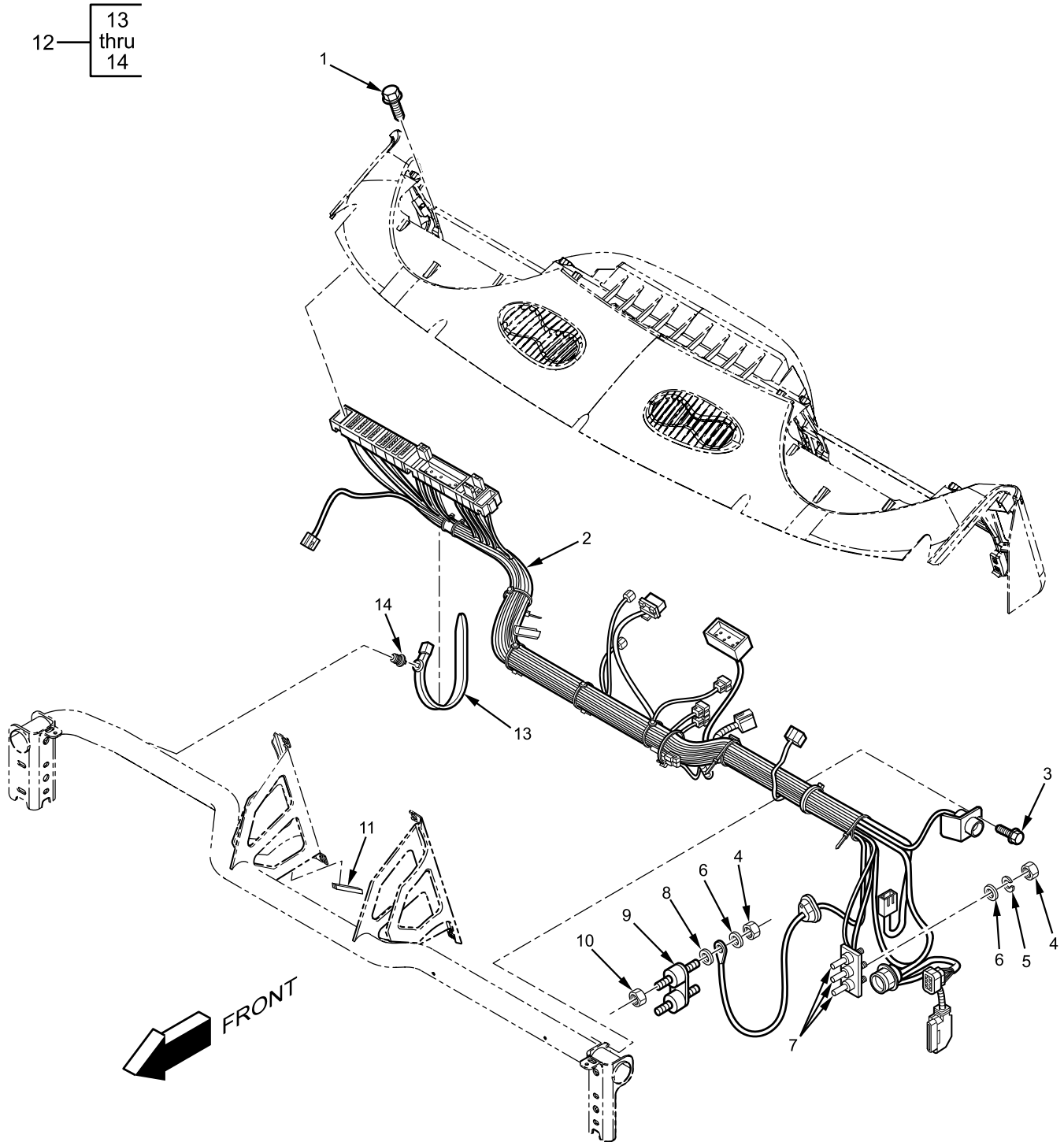
Figure 51. Circuit Breakers, Fuses, and Relays.

Circuit Breakers, Fuses, and Relays - (CONTINUED)

(1) ITEM NO.	(2) SMR CODE	(3) NSN	(4) CAGEC	(5) PART NUMBER	(6) DESCRIPTION AND USABLE ON CODE (UOC)	(7) QTY
					GROUP 0608 MISCELLANEOUS ITEMS FIGURE 51 Circuit Breakers, Fuses, and Relays.	
1	PAFZZ	5925-01-512-9930	71400	22320-203	BREAKER, CIRCUIT 20 AMP, YELLOW	4
2	PAFZZ	5925-01-512-9924	71400	22310-203	BREAKER, CIRCUIT 10 AMP, RED	8
3	PAFZZ	5945-01-556-5893	1HKM2	12077866	RELAY, MICRO	7
4	PAFZZ	5925-01-512-9932	71400	22330-203	BREAKER, CIRCUIT 30 AMP, GREEN	2
5	PAFZZ	5925-01-512-9930	71400	22315-203	BREAKER, CIRCUIT 15 AMP, BLUE	1
6	PAFZZ	5920-00-243-3800	71400	MIN5	FUSE..... 5 AMP	9
7	PAFZZ	2920-01-567-1002	1HKM2	896H-1CH-C-U15	RELAY, GEN CONTROL..... END OF FIGURE	3

FIELD MAINTENANCE
INSTRUMENT PANEL WITH HARNESS

Instrument Panel With Harness - (CONTINUED)



B23P0600086

Figure 52. Instrument Panel With Harness.

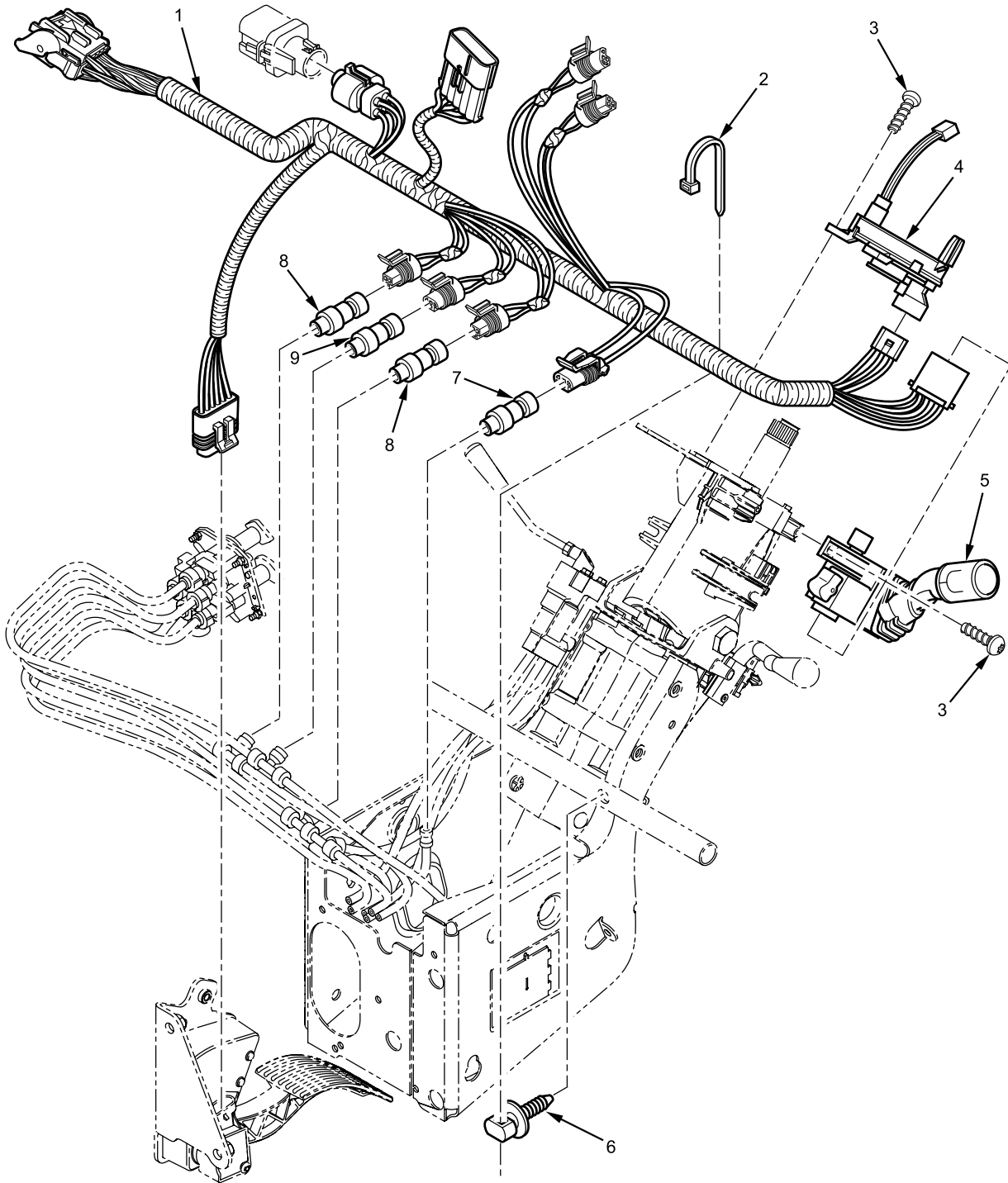
Instrument Panel With Harness - (CONTINUED)

(1) ITEM NO.	(2) SMR CODE	(3) NSN	(4) CAGEC	(5) PART NUMBER	(6) DESCRIPTION AND USABLE ON CODE (UOC)	(7) QTY
					GROUP 0608 MISCELLANEOUS ITEMS FIGURE 52 Instrument Panel With Harness.	
1	PAFZZ	5305-01-275-3256	89346	473 143 C1	SCREW, MACHINE #8 - 18 X 3/4 IN.	2
2	PAFZZ	6150-01-556-6292	338X5	3672402C96	HARNES, INSTRUMENT	1
3	PAFZZ	5305-01-556-6581	338X5	473158C1	SCREW #8 - 18 X 1/2 IN.	4
4	PAFZZ	5310-01-512-6262	338X5	30910R1	NUT, HEX.....	2
5	PAFZZ	5310-01-556-6818	338X5	934309R1	M8 - 1.25 WASHER, LOCK.....	2
6	PAFZZ	5310-01-556-5967	0Y3H3	40252	M8 WASHER, LOCK.....	2
7	PAFZZ	5307-01-556-6042	338X5	3551282C2	M8 STUD, SPECIAL	1
8	PAFZZ	5310-01-556-5967	0Y3H3	5342142C1	M8 - 1.25 WASHER, FLAT	2
9	PAFZZ	5307-01-566-6046	338X5	3821567C1	M8 STUD, SPECIAL, DUAL.....	1
10	PAFZZ	5310-01-512-6262	338X5	934310R1	M8 - 1.25 NUT, HEX.....	2
11	PCFZZ	2590-01-567-0292	338X5	449765C1	M8 - 1.25 MOULDING, TRIM	1
12	PAFFF	5340-01-556-6046	53421	T50LFT7	STRAP, CABLE LOCK	5
13	PAFZZ	2590-01-513-4557	53421	T50L-OHS	STRAP, CABLE LOCK	1
14	PAFZZ	5342-01-556-6055	52431	CD1045-00	ANCHOR, STRAP, CABLE LOCK..... END OF FIGURE	1

FIELD MAINTENANCE

TURN SIGNAL SWITCH AND DRIVER CONTROL MODULE (DCM) HARNESS W/AIR BRAKES

Turn Signal Switch And Driver Control Module (DCM) Harness W/Air Brakes - (CONTINUED)



B23P0600216

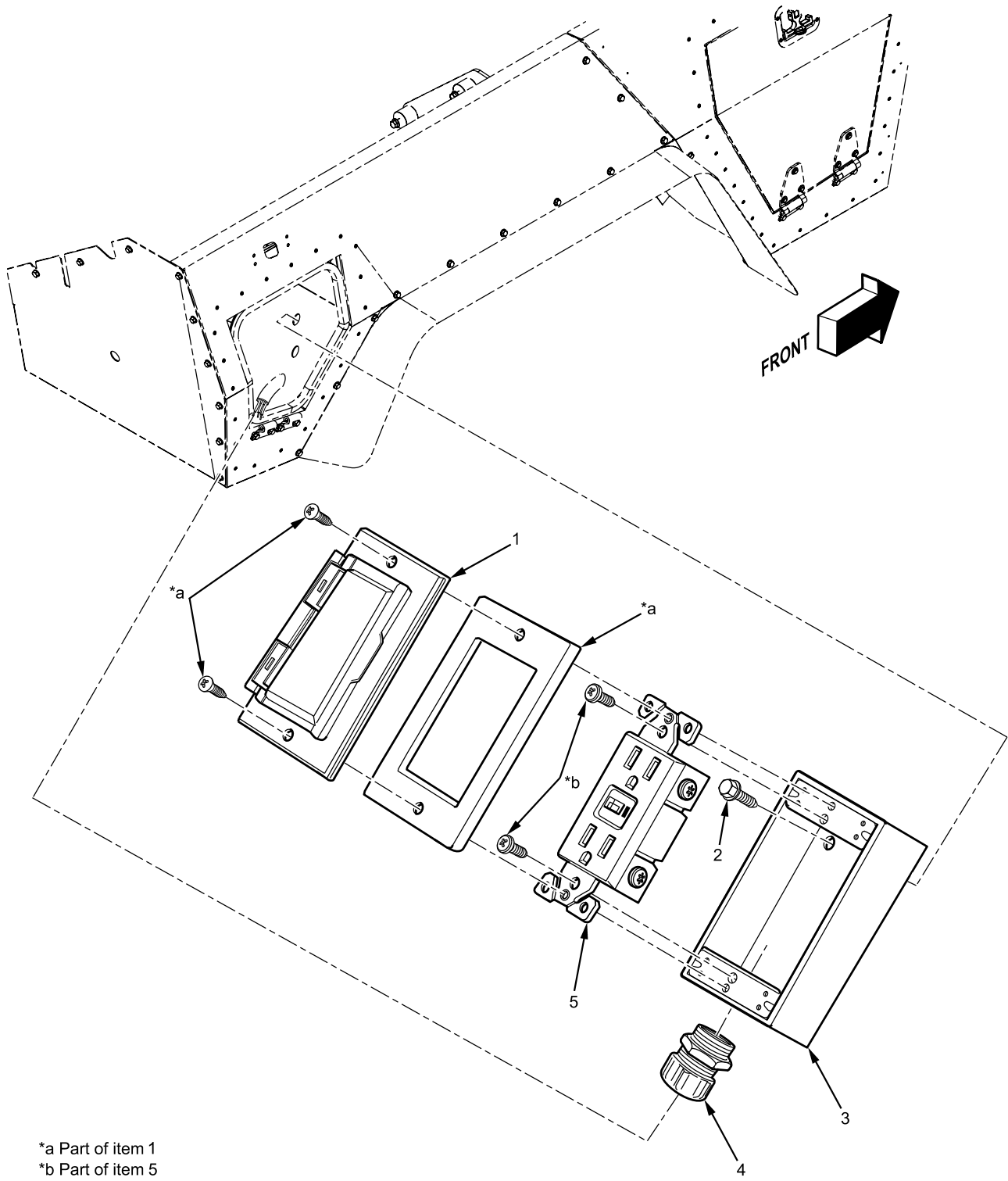
Figure 53. Turn Signal Switch And DCM Harness W/Air Brakes.

Turn Signal Switch And Driver Control Module (DCM) Harness W/Air Brakes - (CONTINUED)

(1) ITEM NO.	(2) SMR CODE	(3) NSN	(4) CAGEC	(5) PART NUMBER	(6) DESCRIPTION AND USABLE ON CODE (UOC)	(7) QTY
					GROUP 0608 MISCELLANEOUS ITEMS FIGURE 53 Turn Signal Switch And DCM Harness W/Air Brakes.	
1	PAFZZ	6150-01-556-6066	338X5	2505692C91	WIRING HARNESS	1
2	PAFZZ		06853	560594	STRAP, CABLE LOCK	3
3	PAFZZ	5305-01-512-4375	0Y3H3	0142871	SCREW, TAPPING.....	5
4	PAFZZ	6645-01-556-5263	06853	5020585	PLASTITE SCREW, #8 X 1/2 IN. CLOCKSPRING, DRIVER CONTROL	1
5	PAFZZ	2815-01-556-7328	338X5	3587009C92	SWITCH, TURN SIGNAL WITH WIPER CONTROL	1
6	PAFZZ	5342-01-556-6055	338X5	3552653C1	ANCHOR, STRAP, CABLE LOCK.....	3
7	PAFZZ	5930-01-556-5287	338X5	2505670C92	SWITCH, PRESSURE	1
8	PAFZZ	4930-01-535-7810	06853	5005758	STOP LIGHT AIR TRANSDUCER	2
9	PAFZZ	5930-01-556-5342	06853	5005757	PRESSURE GAUGE SWITCH, PRESSURE	1
					PARK BRAKE END OF FIGURE	

FIELD MAINTENANCE
110V COVER, OUTLET, AND BOX

110V Cover, Outlet, and Box - (CONTINUED)



*a Part of item 1
*b Part of item 5

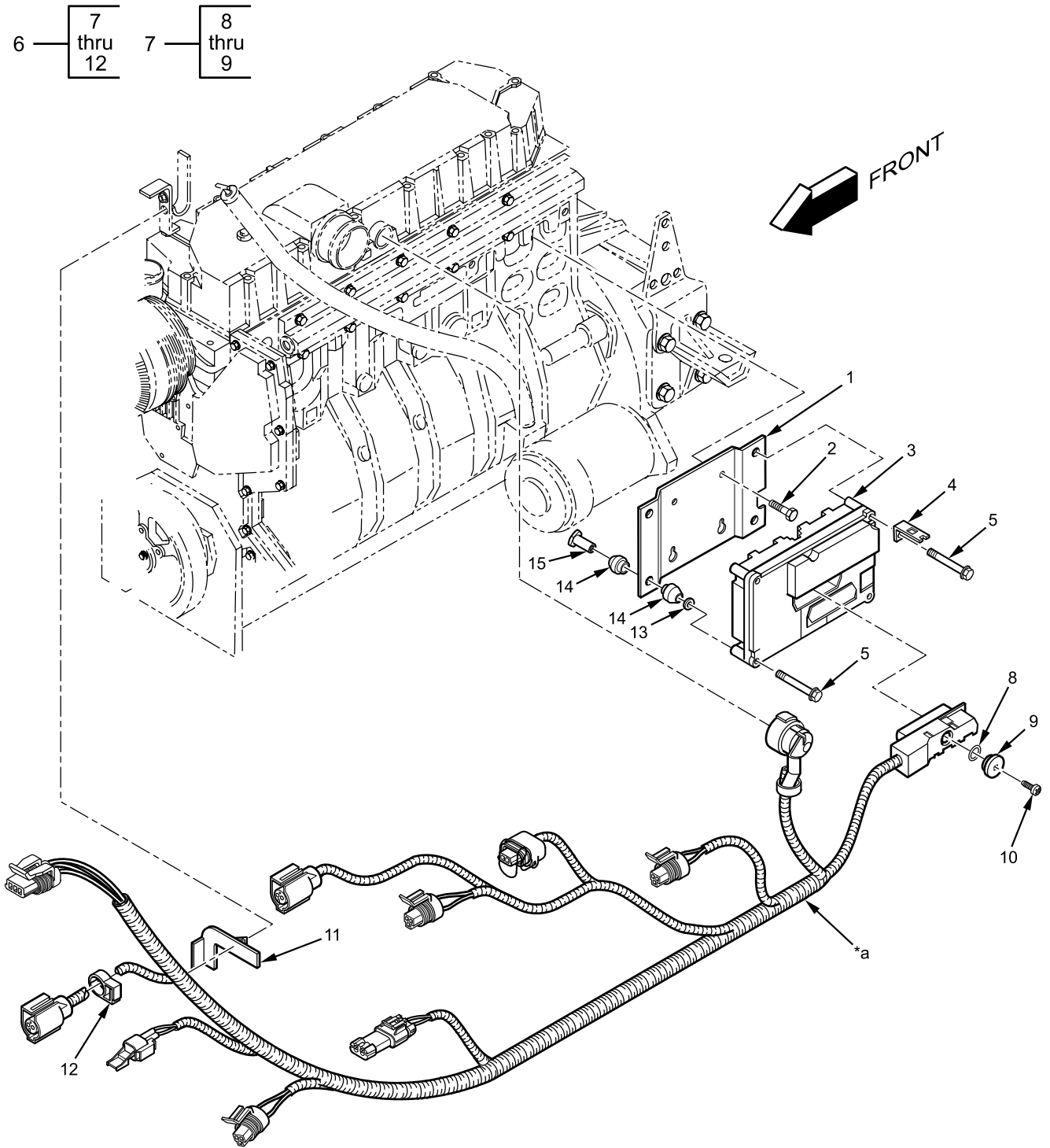
B23P060800283

Figure 54. 110V Cover, Outlet, and Box.

110V Cover, Outlet, and Box - (CONTINUED)

(1) ITEM NO.	(2) SMR CODE	(3) NSN	(4) CAGEC	(5) PART NUMBER	(6) DESCRIPTION AND USABLE ON CODE (UOC)	(7) QTY
					GROUP 0608 MISCELLANEOUS ITEMS FIGURE 54 110V Cover, Outlet, and Box.	
1	PAFZZ	5935-01-583-3241	77881	5101-0	COVER	1
2	PAFZZ	5305-01-587-3249	338X5	3521049C1	SCREW, SELF-DRILLING	2
					#10 - 16 X 3/4 IN.	
3	PAFZZ	5975-00-689-6396	77881	5324-0	BOX, RECEPTACLE	1
4	PAFZZ	5975-00-296-9437	56501	2534	RETAINER, STRAIN RELIEF.....	1
5	PAFZZ	5925-01-572-6023	77881	GF151LA	RECEPTACLE.....	1
					POWER, GFCI DUPLEX END OF FIGURE	

FIELD MAINTENANCE
ELECTRONIC WIRING AND ELECTRONIC CONTROL MODULE (ECM)

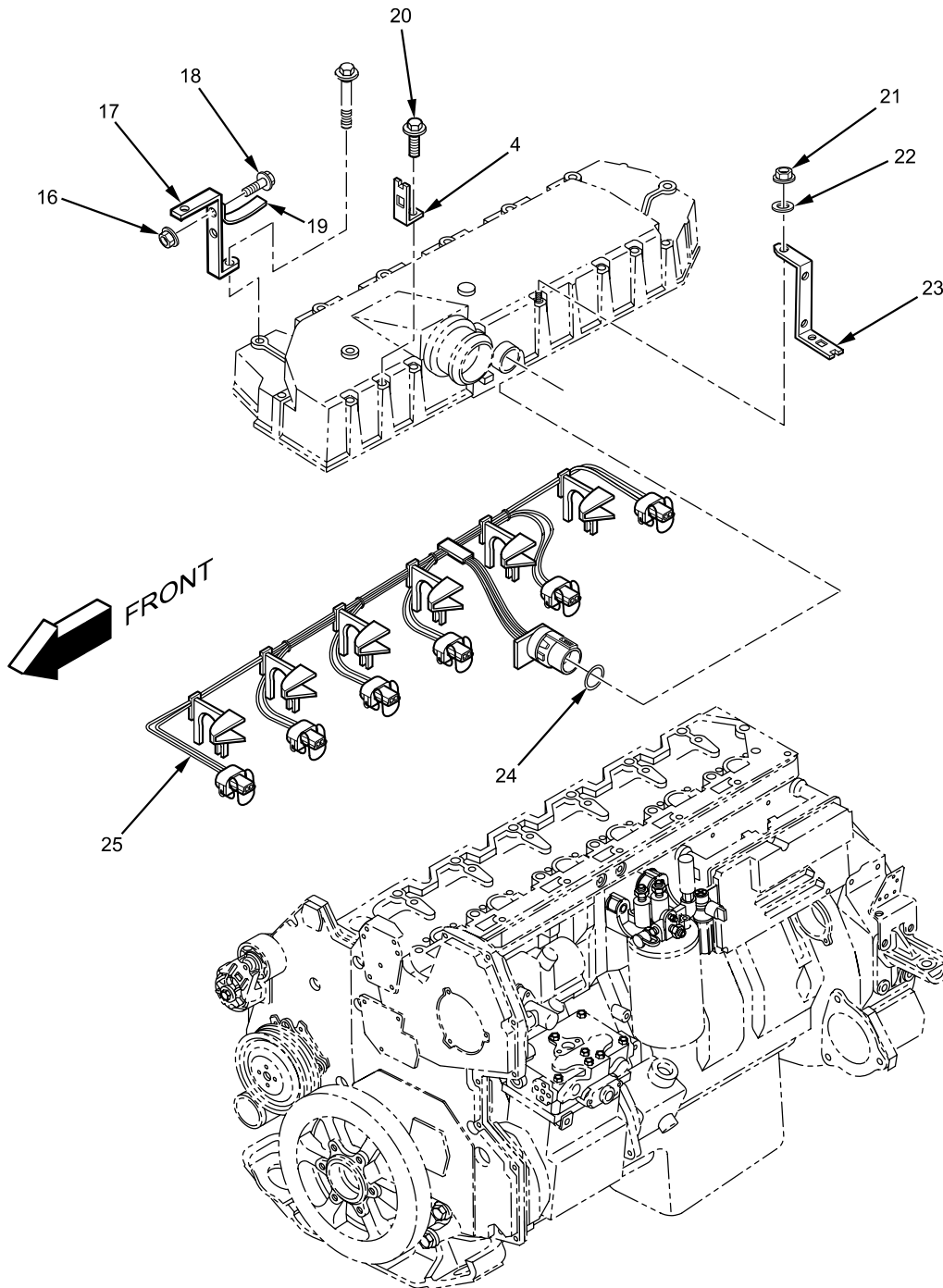


*a Part of item 6

B23P0600203

Figure 55. Electronic Wiring and ECM (Sheet 1 of 2).

Electronic Wiring and Electronic Control Module (ECM) - (CONTINUED)



B23P0600229

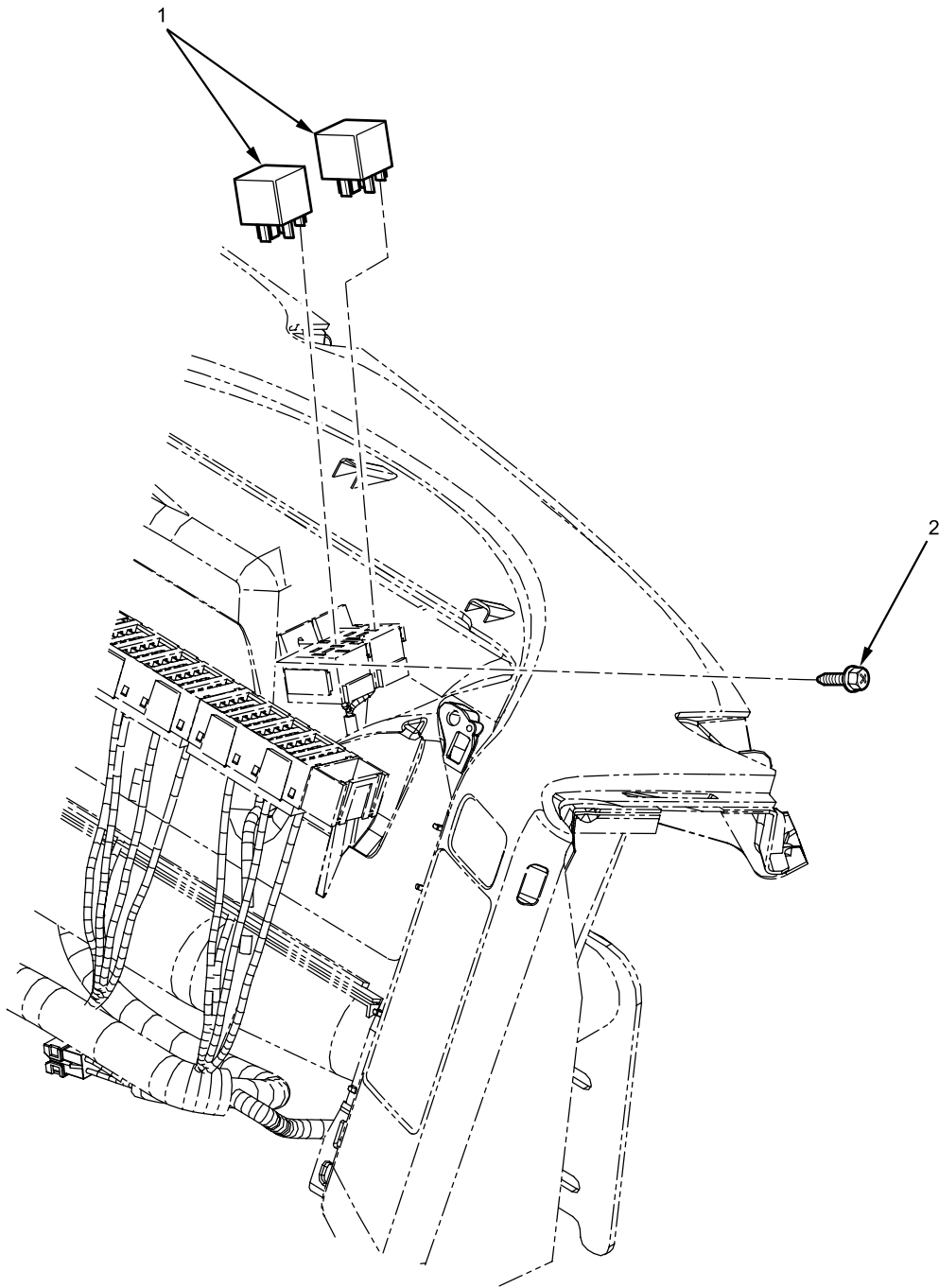
Figure 55. Electronic Wiring and ECM (Sheet 2 of 2).

Electronic Wiring and Electronic Control Module (ECM) - (CONTINUED)

(1) ITEM NO.	(2) SMR CODE	(3) NSN	(4) CAGEC	(5) PART NUMBER	(6) DESCRIPTION AND USABLE ON CODE (UOC)	(7) QTY
					GROUP 0608 MISCELLANEOUS ITEMS FIGURE 55 Electronic Wiring and ECM	
1	PAFZZ	5340-01-535-4864	338X5	1829944C1	BRACKET	1
2	PAFZZ	5306-01-535-8160	338X5	1817956C1	BOLT, FLANGE HEAD	4
					M8 - 1.25 X 20 MM	
3	PAFZZ	4120-01-555-4842	338X5	1833341C6	MODULE, ELECTRONIC CONTROL ..	1
4	PAFZZ	5340-01-556-5131	338X5	1833419C2	BRACKET, MOUNTING	3
5	PAFZZ	5306-01-556-4922	0Y3H3	39127	BOLT, FLANGE HEAD	4
					M8 - 1.25 X 80 MM	
6	PAFFF		338X5	1889514C91	HARNESS, ENGINE	1
7	PAFFF	5355-01-573-1229	338X5	1831415C92	. KNOB	1
8	PCFZZ	5331-00-972-4694	02697	2-115N674-70	. . O-RING.....	1
9	XAFZZ		338X5	1827157C2	. . KNOB	1
10	PAFZZ		338X5	40086R1	. SCREW, MACHINE	1
					M3 - 0.5 X 10MM	
11	PAFZZ	5935-01-573-1288	338X5	1837148C1	. CLIP	1
12	PAFZZ	5340-01-556-4644	77060	1201 5631	. CLAMP, LOOP	1
13	PAFZZ	5310-01-556-5077	0Y3H3	40222	WASHER, FLAT	4
					M8	
14	PCFZZ	5325-01-556-5049	338X5	1825945C1	GROMMET	8
15	PAFZZ	5306-01-556-5085	338X5	1830118C1	SPACER, NUT	4
					M8 - 1.25	
16	PAFZZ	5310-01-556-6505	338X5	40049R1	NUT, HEX FLANGE	1
					M6 - 1.0	
17	PAFZZ	5340-01-556-5197	338X5	2002176C2	CLIP, EXTENSION	1
18	PAFZZ	5306-01-547-4896	0Y3H3	0161875	BOLT, FLANGE HEAD	1
					M6 - 1.0 X 16 MM	
19	PAFZZ	5340-01-556-6220	338X5	3599896C1	STRAP, RETAINING	1
20	PAFZZ	5306-01-556-4998	0Y3H3	0161820	BOLT, FLANGE HEAD	1
					M8 - 1.25 X 12 MM	
21	PAFZZ	5310-01-556-5260	0Y3H3	0162317	NUT, HEX FLANGE	2
					M8 - 1.25	
22	PAFZZ	5310-01-556-5507	338X5	30175R1	WASHER.....	2
					M8	
23	PAFZZ	5340-01-556-5130	338X5	1833417C2	BRACKET, MOUNTING	2
24	PCFZZ		338X5	1807323C1	O-RING	1
25	PAFFF	6150-01-556-4647	338X5	1807455C92	HARNESS, INJECTOR.....	1
					END OF FIGURE	

FIELD MAINTENANCE
A/C CONDENSER FAN MOTOR RELAYS

A/C Condenser Fan Motor Relays - (CONTINUED)



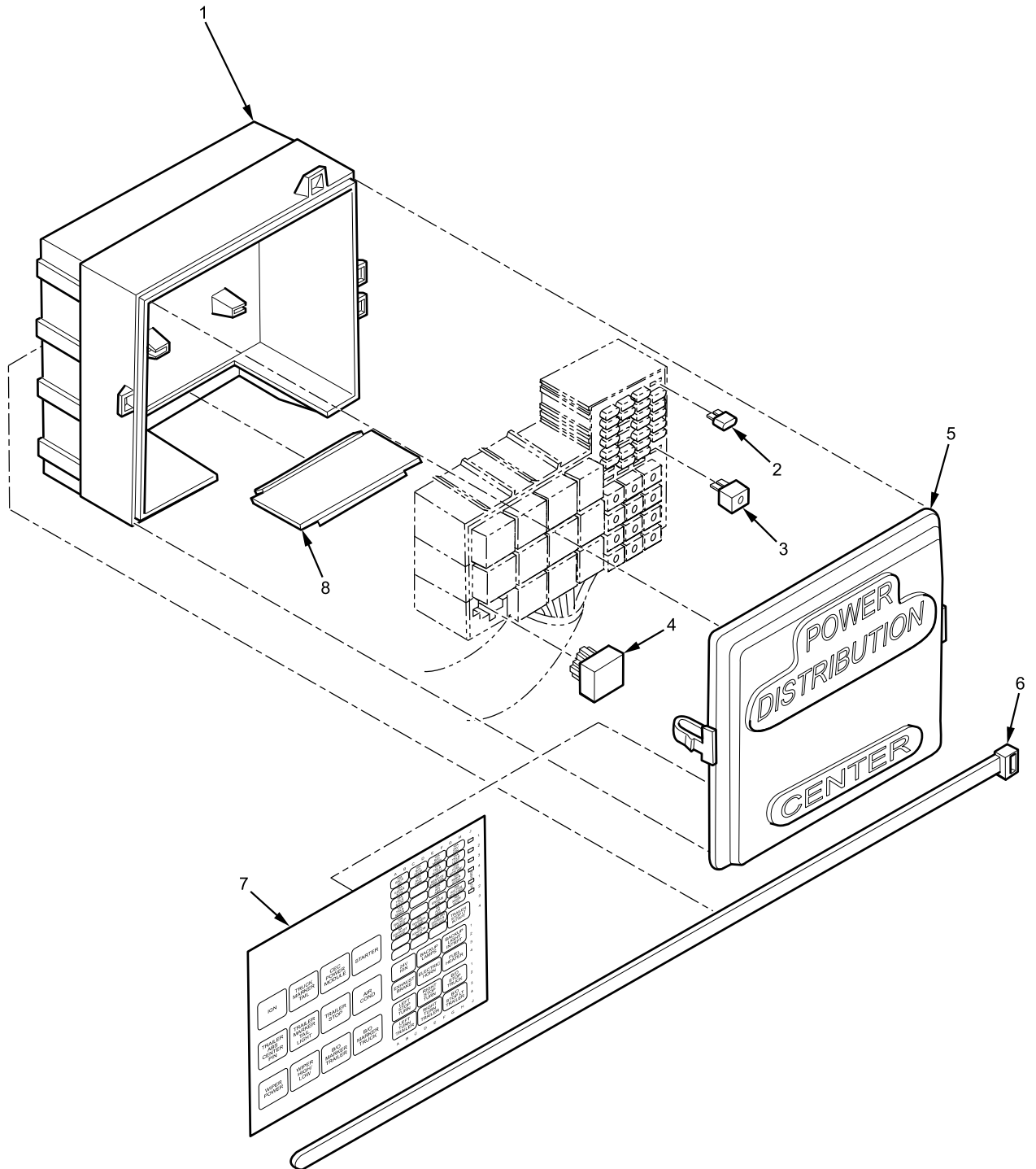
B23P0600195

Figure 56. A/C Condenser Fan Motor Relays.

A/C Condenser Fan Motor Relays - (CONTINUED)

(1) ITEM NO.	(2) SMR CODE	(3) NSN	(4) CAGEC	(5) PART NUMBER	(6) DESCRIPTION AND USABLE ON CODE (UOC)	(7) QTY
					GROUP 0608 MISCELLANEOUS ITEMS FIGURE 56 A/C Condenser Fan Motor Relays.	
1	PAFZZ	5945-01-568-2991	1HKM2	896H-1CH-C-R1U24	RELAY, GENERAL CONTROL	2
2	PAFZZ	5305-01-568-2724	338X5	3535314C1	SCREW, TAPPING..... M4.2 - 1.4 X 20 MM END OF FIGURE	2

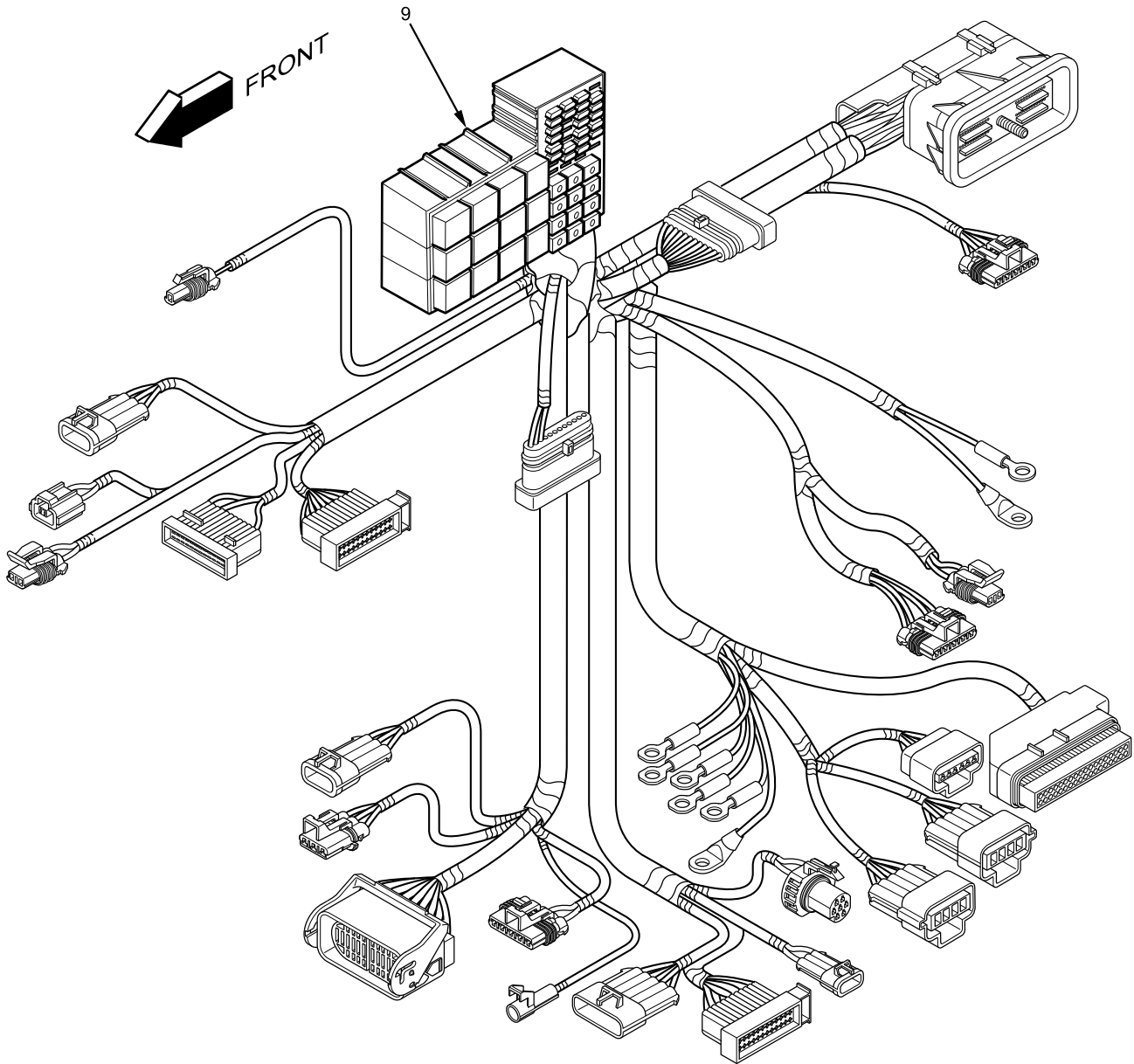
FIELD MAINTENANCE
POWER DISTRIBUTION CENTER



B23P060800273

Figure 57. Power Distribution Center (Sheet 1 of 2).

Power Distribution Center - (CONTINUED)



B23P060800307

Figure 57. Power Distribution Center (Sheet 2 of 2).

Power Distribution Center - (CONTINUED)

(1) ITEM NO.	(2) SMR CODE	(3) NSN	(4) CAGEC	(5) PART NUMBER	(6) DESCRIPTION AND USABLE ON CODE (UOC)	(7) QTY
					GROUP 0608 MISCELLANEOUS ITEMS FIGURE 57 Power Distribution Center	
1	PAFZZ	6110-01-556-6074	338X5	3554607C1	BOX, POWER DISTRIBUTION CENTER	1
2	PAFZZ	5920-01-556-4823	1V6F3	12092082	FUSE.....	4
					5-AMP	
2	PAFZZ	5920-01-535-8070	89346	3534209C1	FUSE.....	10
					10-AMP	
2	PAFZZ	5920-01-535-8072	89346	3534210C1	FUSE.....	6
					15-AMP	
2	PAFZZ		89346	3519348C1	FUSE.....	3
					20-AMP	
2	PAFZZ		89346	3542213C1	FUSE.....	1
					30-AMP	
3	PAFZZ	5945-01-556-5893	1HKM2	301-1C-C-R1-U01-12VDC	RELAY, MICRO	13
4	PAFZZ	2920-01-393-2758	338X5	3607384C1	RELAY	12
5	PAFZZ	5430-01-556-6077	338X5	3616253C1	COVER, POWER DISTRIBUTION CENTER	1
6	PAFZZ	5340-01-556-6500	338X5	386170C1	STRAP, CABLE LOCK	1
7	PAFZZ	7690-01-556-6306	338X5	3673935C1	DECAL	1
8	PAFZZ	5340-01-556-6077	338X5	3554609C1	DOOR, POWER DISTRIBUTION CENTER	1
9	PAFZZ	6150-01-555-4968	338X5	3673611C92	HARNESS, DASH WIRING.....	1
					END OF FIGURE	

FIELD MAINTENANCE

ENGINE HARNESS

Engine Harness - (CONTINUED)

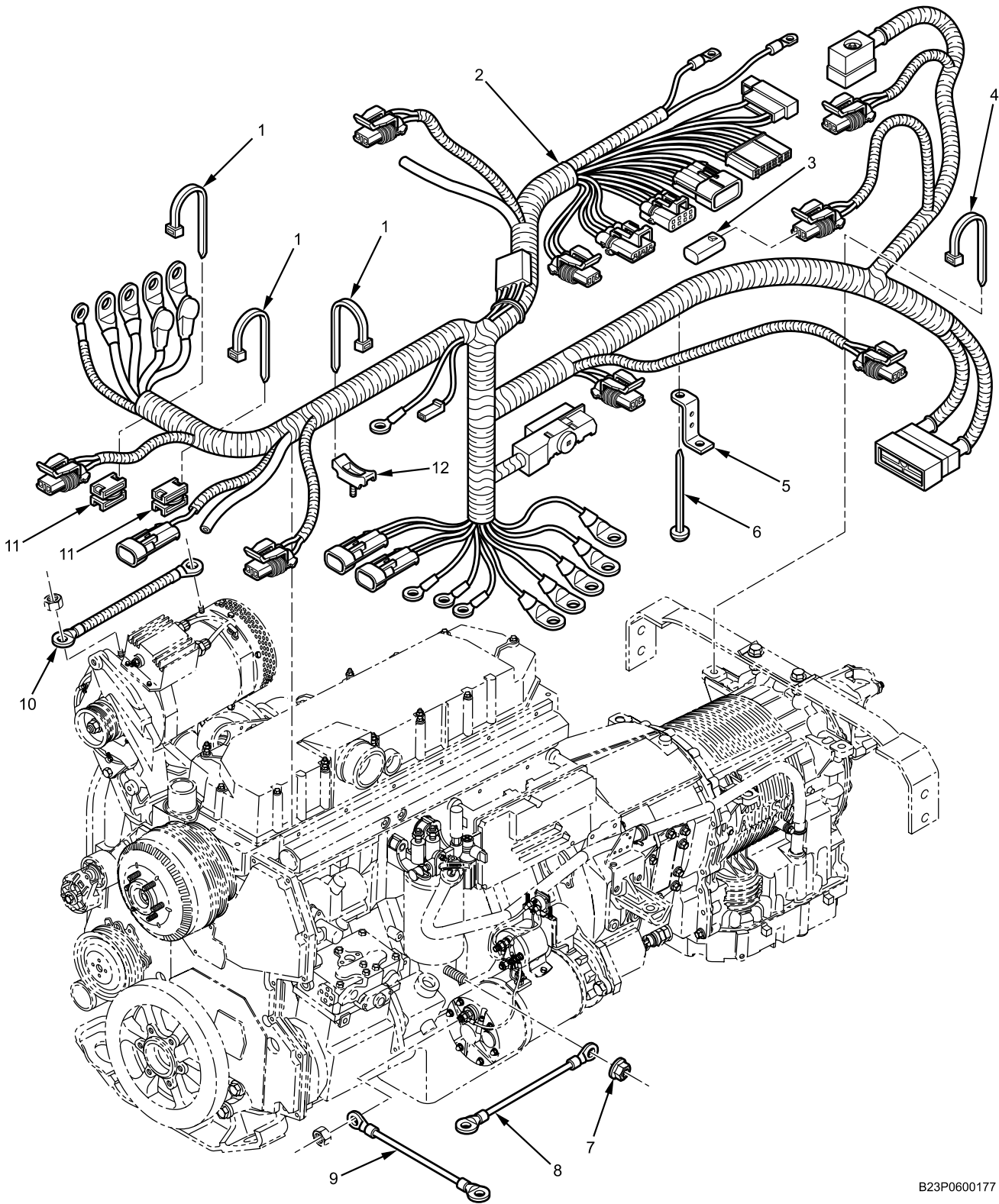


Figure 58. Engine Harness.

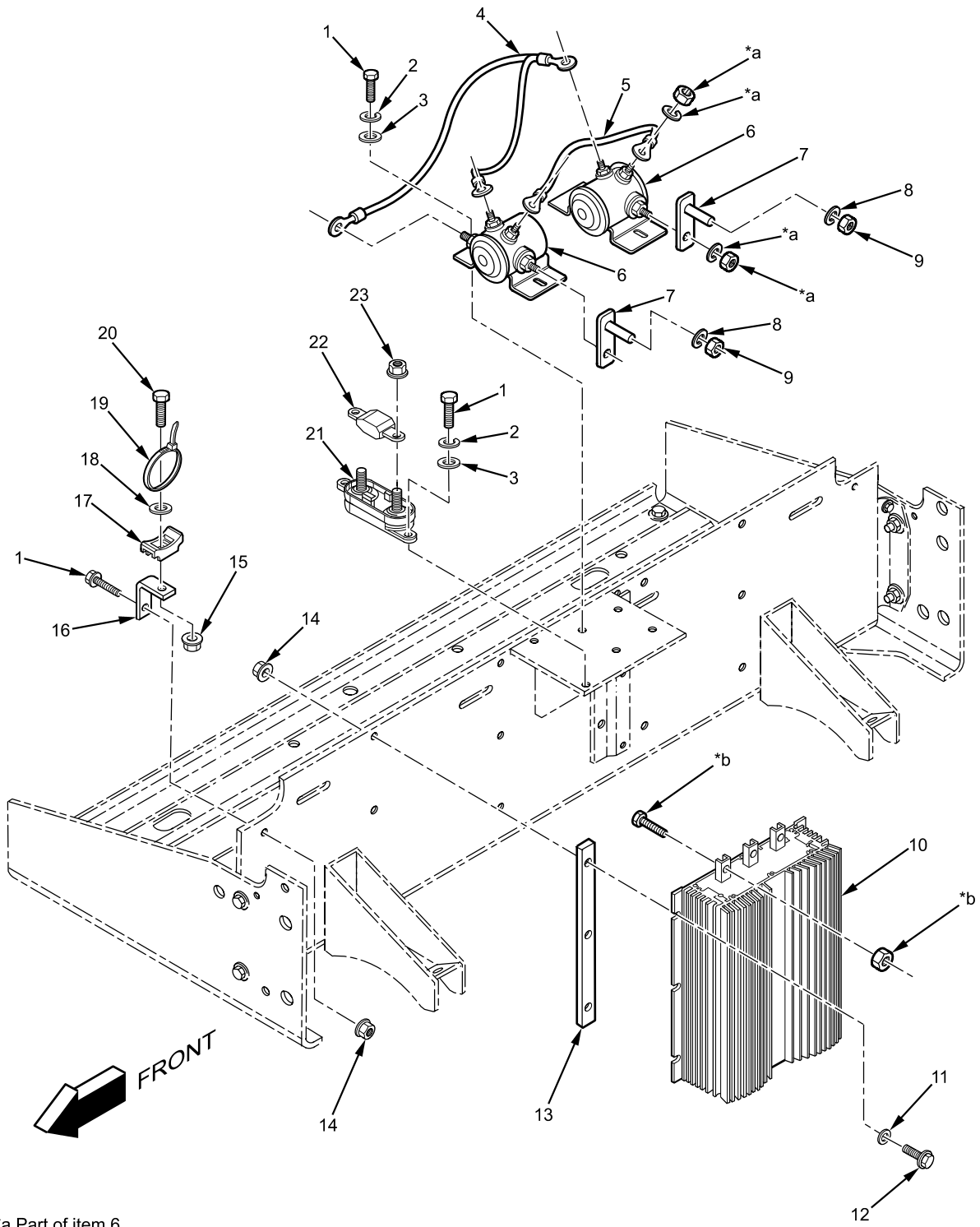
B23P0600177

Engine Harness - (CONTINUED)

(1) ITEM NO.	(2) SMR CODE	(3) NSN	(4) CAGEC	(5) PART NUMBER	(6) DESCRIPTION AND USABLE ON CODE (UOC)	(7) QTY
					GROUP 0608 MISCELLANEOUS ITEMS FIGURE 58 Engine Harness.	
1	PAFZZ	5340-01-189-8297	338X5	306132C1	STRAP, CABLE LOCK	16
2	PAFZZ	2590-01-555-4980	338X5	3820960C92	HARNES, BASE 24V	1
3	PAFZZ		338X5	3519178C91	RESISTOR, ELECTRICAL TERMINATING	1
4	PAFZZ	5340-00-421-5015	53421	T50R-OHS	STRAP, CABLE LOCK	2
5	PAFZZ	5340-01-556-5131	338X5	1833419C2	BRACKET, ANGLE	3
6	PAFZZ	2520-01-556-5905	338X5	3526024C2	BUTTON, FASTENER.....	4
7	PAFZZ	5310-01-512-6131	338X5	30727R1	NUT, HEX FLANGE	1
					M10 - 1.5	
8	PAFZZ	6150-01-556-6129	338X5	3565992C91	JUMPER, ENGINE GROUND.....	1
9	PAFZZ		338X5	3712156C1	JUMPER, STARTER GROUND	1
10	PAFZZ	6150-01-556-4842	338X5	3858441C91	CABLE ASSEMBLY, SPECIAL PURPOSE, ELECTRICAL	1
					JUMPER, ALTERNATOR	
11	PAFZZ	5975-01-556-6071	89346	3554554C1	SWIVEL, DUAL SADDLE.....	2
12	PAFZZ	2590-01-513-4462	53421	LXCSF1-0	CLAMP, SADDLE, CABLE LOCK MOUNT.....	2
					END OF FIGURE	

FIELD MAINTENANCE

CONVERTER/EQUALIZER, 12/24V DISCONNECT, WINCH MEGAFUSE, AND CABLES

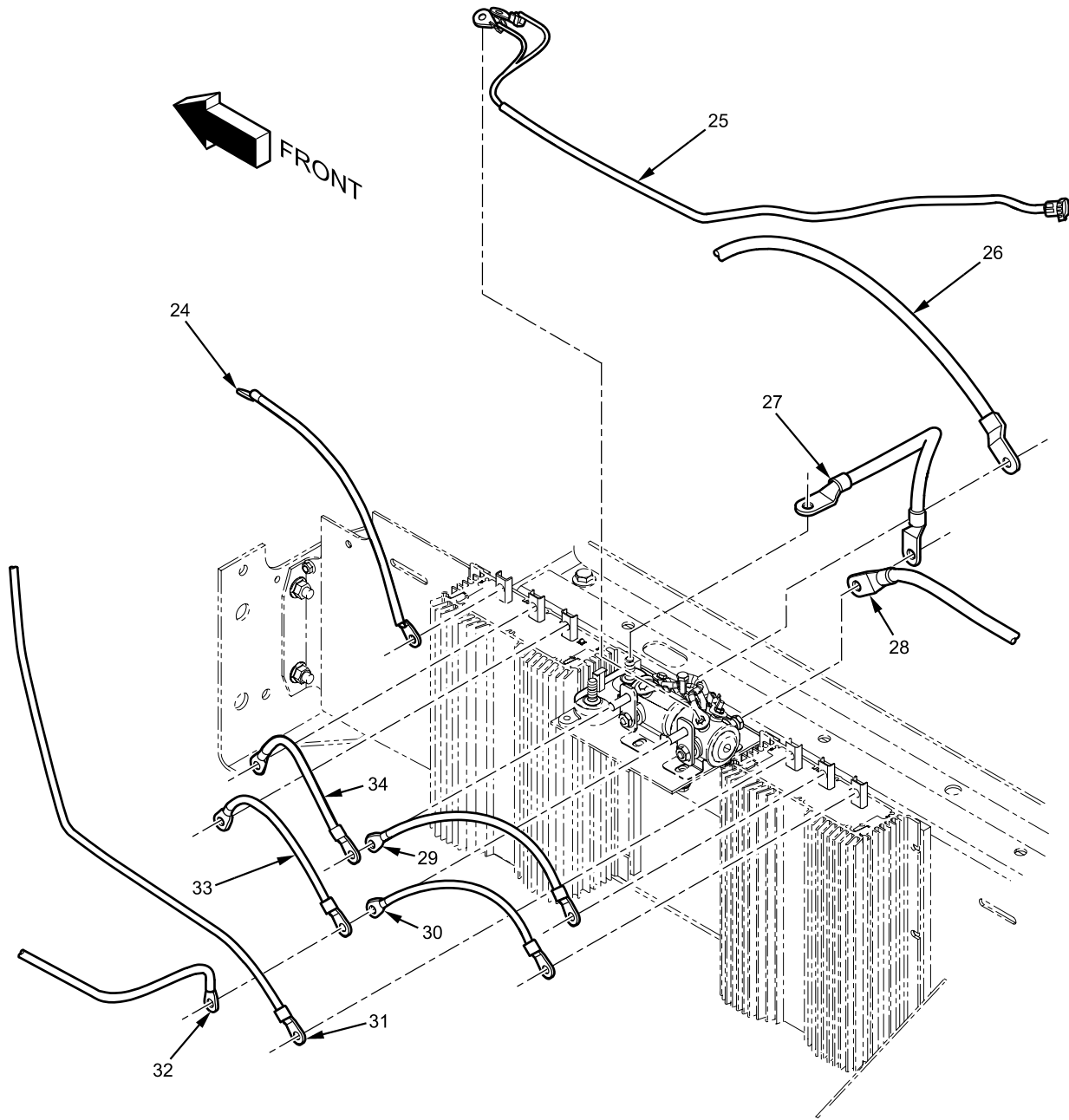


*a Part of item 6
 *b Part of item 10

B23P0600047

Figure 59. Converter/Equalizer, 12/24V Disconnect, Winch Megafuse, and Cables (Sheet 1 of 2).

Converter/Equalizer, 12/24V Disconnect, Winch Megafuse, and Cables - (CONTINUED)



B23P0600048

Figure 59. Converter/Equalizer, 12/24V Disconnect, Winch Megafuse, and Cables (Sheet 2 of 2).

Converter/Equalizer, 12/24V Disconnect, Winch Megafuse, and Cables - (CONTINUED)

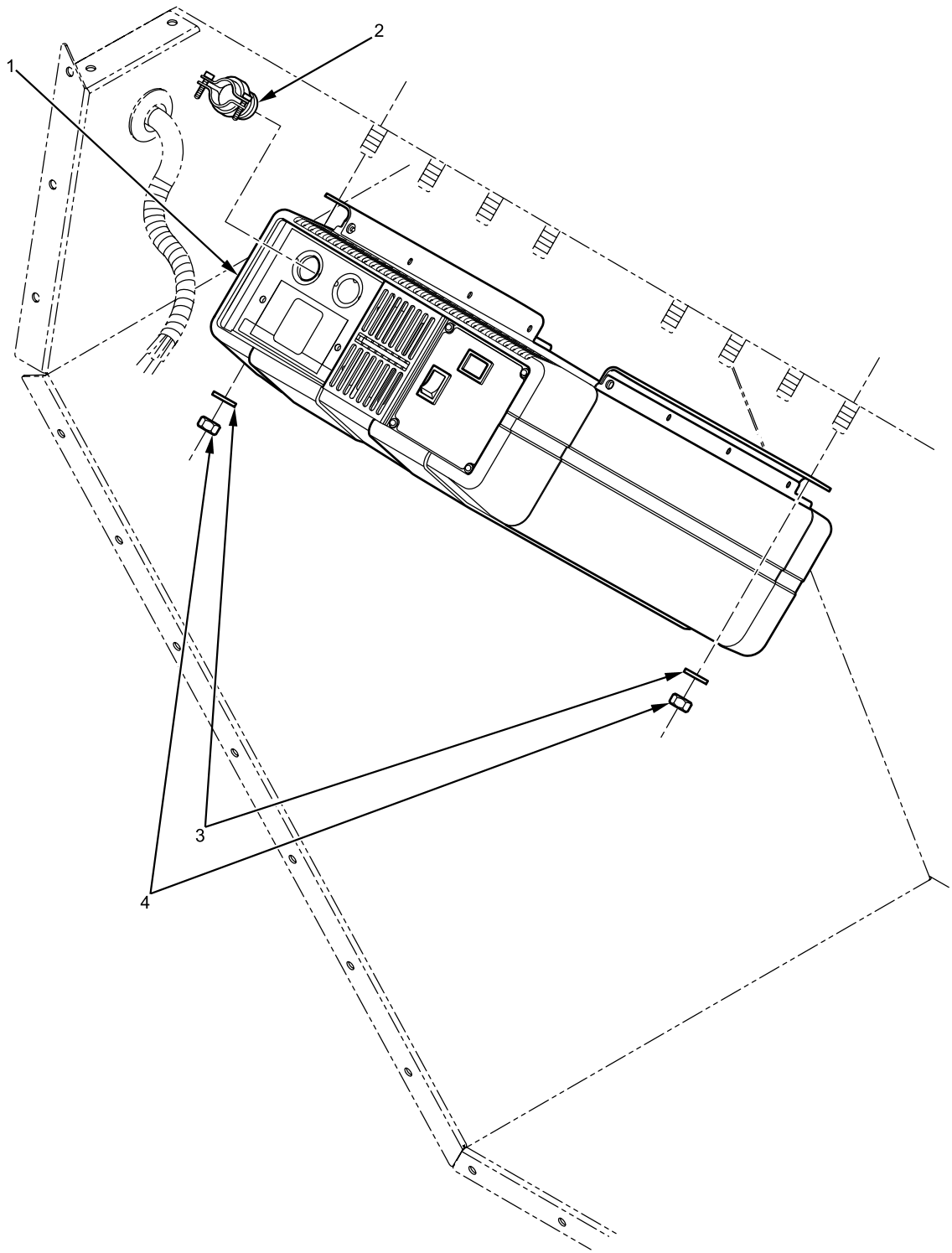
(1) ITEM NO.	(2) SMR CODE	(3) NSN	(4) CAGEC	(5) PART NUMBER	(6) DESCRIPTION AND USABLE ON CODE (UOC)	(7) QTY
					GROUP 0608 MISCELLANEOUS ITEMS FIGURE 59 Converter/Equalizer, 12/24V Disconnect, Winch Megafuse, and Cables	
1	PAFZZ	5306-01-512-1515	338X5	30193R1	BOLT, MACHINE	8
					M6 - 1.0 X 20 MM	
2	PAFZZ	5310-01-556-6816	0Y3H3	40250	WASHER, LOCK	6
					M6	
3	PAFZZ	5310-01-414-7519	338X5	1696027C1	WASHER, FLAT	6
					M6	
4	PAFZZ	6145-01-556-6350	338X5	3819836C92	CABLE ASSEMBLY, POSITIVE	1
					BATTERY SWITCH INTERCONNECT	
5	PAFZZ	6140-01-556-6349	338X5	3819835C92	CABLE ASSEMBLY, NEGATIVE	1
					BATTERY SWITCH INTERCONNECT	
6	PAFZZ	5930-01-566-9179	13445	EX28397	SWITCH, BATTERY DISCONNECT	2
					SOLENOID	
7	PAFZZ	2510-01-556-6367	338X5	3820008C2	BRACKET, GENERATOR	2
8	PAFZZ	5310-01-556-6818	89346	934309R1	WASHER, LOCK	2
					M8	
9	PAFZZ	5310-01-512-6262	338X5	30910R1	NUT, HEX	2
					M8 - 1.25	
10	PAFZZ	6150-01-482-1211	55156	52210RB	CONVERTER EQUALIZER, BATTERY	2
11	PAFZZ	5310-01-414-7519	0Y3H3	40220	WASHER, FLAT	12
					M6	
12	PAFZZ	5306-01-556-5541	0Y3H3	0161878	BOLT, FLANGE HEAD	12
					M6 - 1.0 X 30 MM	
13	PAFZZ	5340-01-556-6493	338X5	3821387C1	SUPPORT, CONVERTER EQUALIZER	4
14	PAFZZ	5310-01-512-6160	0Y3H3	90680	NUT, HEX FLANGE	14
					M6 - 1.0	
15	PAFZZ	5310-01-242-0406	338X5	25519R1	NUT, HEX	2
					1/4 - 20 TPI.	
16	PAFZZ	5340-01-556-6576	338X5	464495C1	CLIP, EXTENSION	2
17	PAFZZ	2590-01-513-4462	53421	LKCSF1-0	CLAMP, SADDLE	2
18	PAFZZ	5310-00-582-5965	00198	196	WASHER, LOCK	2
					1/4-IN.	
19	PAFZZ	5340-01-513-4607	338X5	3516934C1	STRAP, CABLE LOCK	2
20	PAFZZ	5306-01-242-1078	338X5	25483R1	BOLT	2
					1/4 - 20 X 1 IN.	
21	PAFZZ	5920-01-556-6192	005K5	FMG-101	HOLDER, MEGAFUSE	1
22	PAFZZ	5920-01-556-5879	338X5	3500138C2	MEGAFUSE, 300 AMP	1
23	PAFZZ	5310-01-556-6230	338X5	3606527C1	NUT, SPECIAL	2
					M8 - 1.25	

Converter/Equalizer, 12/24V Disconnect, Winch Megafuse, and Cables - (CONTINUED)

(1) ITEM NO.	(2) SMR CODE	(3) NSN	(4) CAGEC	(5) PART NUMBER	(6) DESCRIPTION AND USABLE ON CODE (UOC)	(7) QTY
24	PAFZZ	6150-01-556-4808	338X5	3712166C1	CABLE, CONVERTER EQUALIZER.... GROUND	1
25	PAFZZ	6150-01-568-3500	338X5	3825524C91L	HARNESS, DISCONNECT, CONVERTER EQUALIZER.....	1
26	PAFZZ	4010-01-556-4836	338X5	3712167C1	CABLE, DISCONNECT.....	1
27	PAFZZ	6150-01-556-4837	338X5	3712165C1	12V SWITCH FEED CABLE, BATTERY POSITIVE.....	1
28	PAFZZ	6145-01-556-4835	338X5	3712164C1	24V SWITCH TO MEGAFUSE CABLE, DISCONNECT.....	1
29	PAFZZ	6150-01-556-4844	338X5	3712172C1	24V SWITCH FEED CABLE, CONVERTER.....	1
30	PAFZZ	6150-01-556-4845	338X5	3712173C1	12V SWITCH TO CONVERTER FEED CABLE, CONVERTER.....	1
31	PAFZZ	6150-01-556-4807	5G996	ECP00364	24V SWITCH TO CONVERTER FEED CABLE, CONVERTER EQUALIZER.... GROUND	1
32	PAFZZ	4010-01-556-6308	338X5	3673940C92	CABLE, 24V BODY FEED	1
33	PAFZZ	6150-01-556-4846	338X5	3712170C1	CABLE, CONVERTER.....	1
34	PAFZZ	6150-01-556-4843	338X5	3712169C1	24V SWITCH TO CONVERTER FEED CABLE, CONVERTER..... 12V SWITCH TO CONVERTER FEED END OF FIGURE	1

FIELD MAINTENANCE
24V DC POWER INVERTER

24V DC Power Inverter - (CONTINUED)



B23P0600115

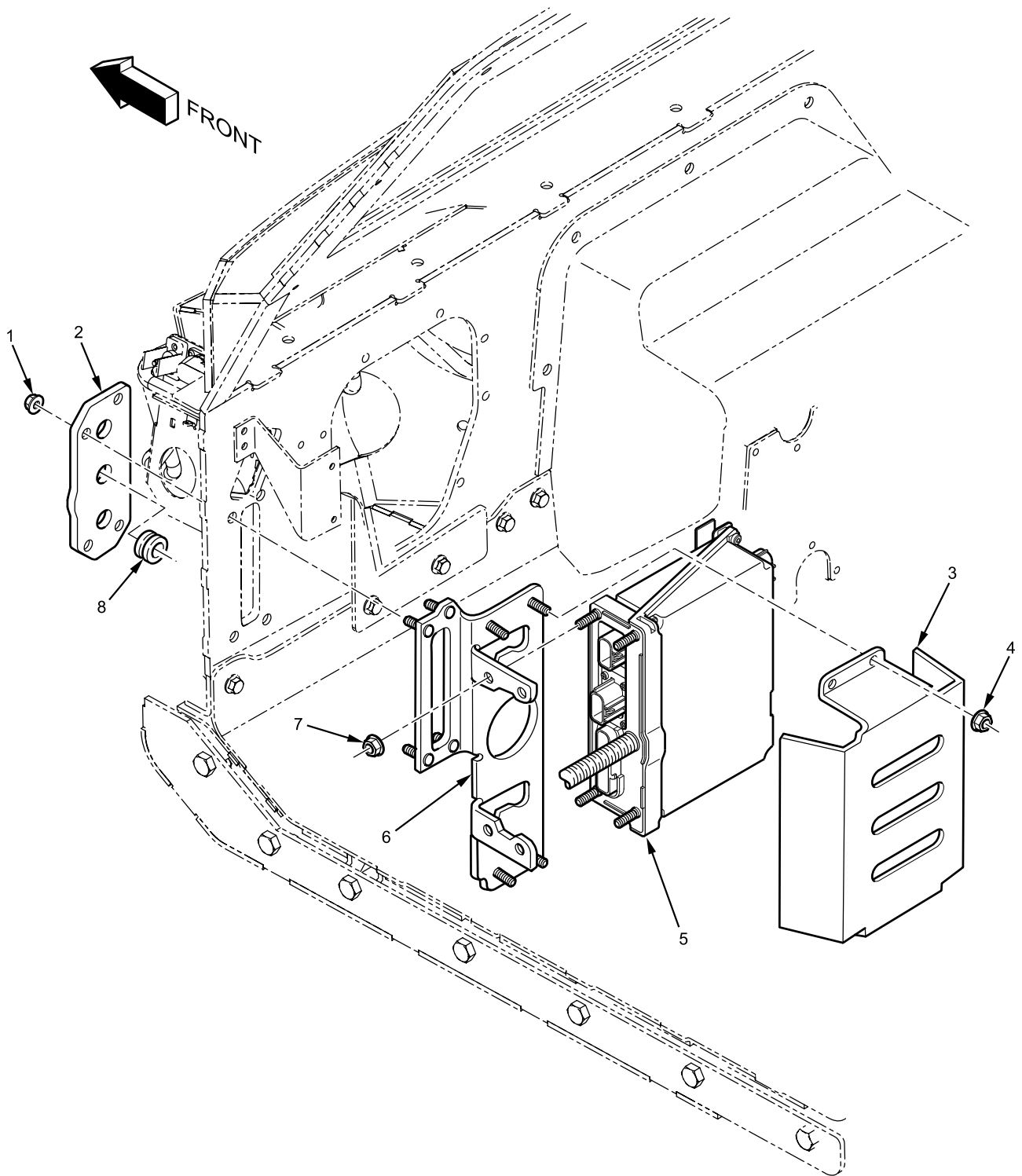
Figure 60. 24V DC Power Inverter.

24V DC Power Inverter - (CONTINUED)

(1) ITEM NO.	(2) SMR CODE	(3) NSN	(4) CAGEC	(5) PART NUMBER	(6) DESCRIPTION AND USABLE ON CODE (UOC)	(7) QTY
					GROUP 0608 MISCELLANEOUS ITEMS FIGURE 60 24V DC Power Inverter.	
1	PAFZZ	6130-01-557-6683	SZ177	R0078911	INVERTER, 1800 W.....	1
2	PAFZZ	5395-01-508-8239	56501	3302-TB	CLAMP, CABLE, HALEX.....	1
3	PAFZZ	5310-01-361-8386	0Y3H3	33113	WASHER, FLAT	8
					1/4-IN.	
4	PAFZZ	5310-01-556-4484	0Y3H3	36101	NUT, PLAIN	8
					1/4 - 20 TPI. END OF FIGURE	

FIELD MAINTENANCE
ELECTRONIC SYSTEM CONTROLLER

Electronic System Controller - (CONTINUED)



B23P0600180

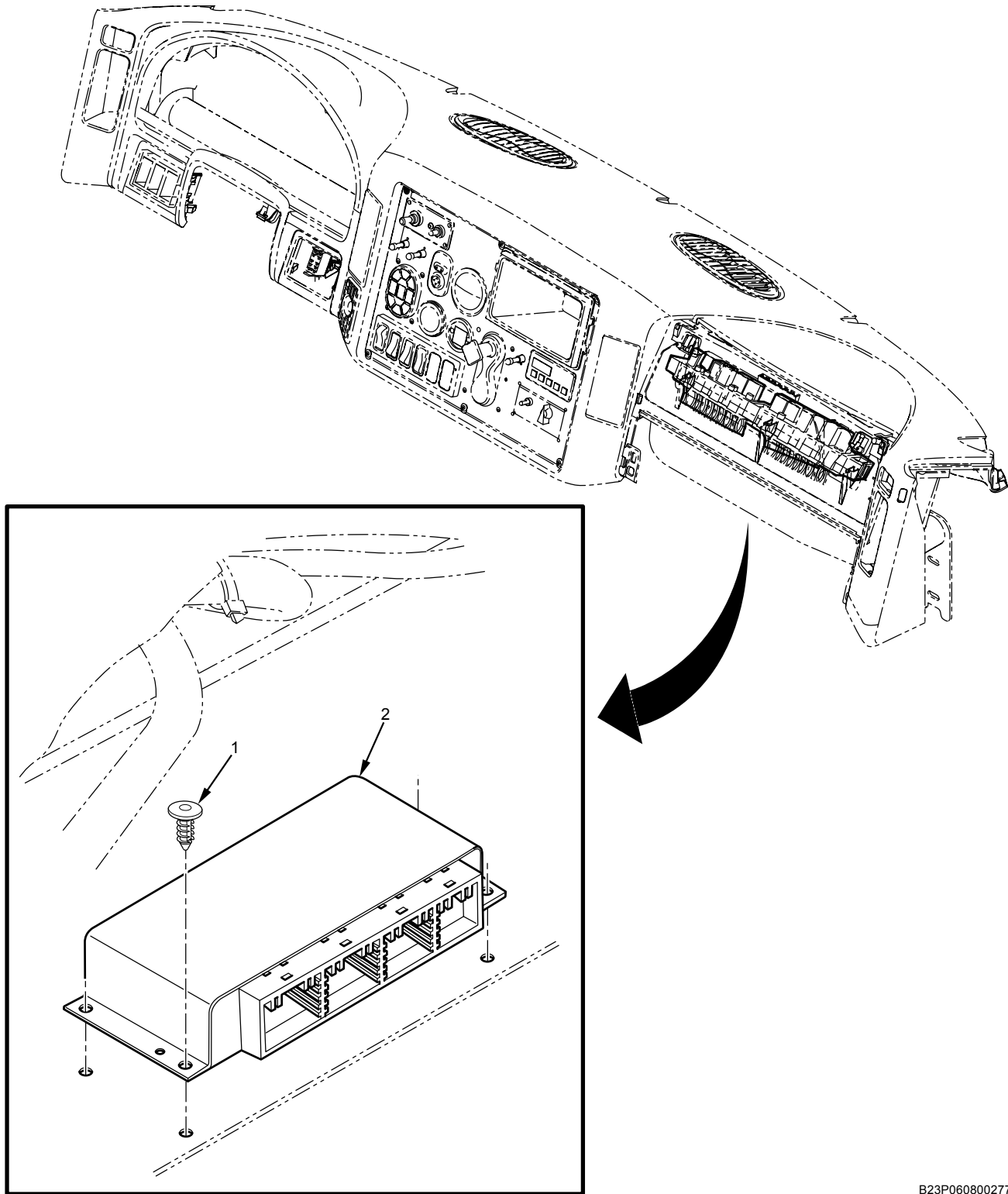
Figure 61. Electronic System Controller.

Electronic System Controller - (CONTINUED)

(1) ITEM NO.	(2) SMR CODE	(3) NSN	(4) CAGEC	(5) PART NUMBER	(6) DESCRIPTION AND USABLE ON CODE (UOC)	(7) QTY
					GROUP 0608 MISCELLANEOUS ITEMS FIGURE 61 Electronic System Controller.	
1	PAFZZ	5310-01-512-6146	338X5	3535162C1	NUT, HEX FLANGE M8 - 1.25	4
2	PAFZZ		338X5	3840732C1	PLATE, ELECTRICAL PASS THROUGH.....	1
3	PAFZZ	2530-01-567-1147	338X5	3821502C1	COVER, ELECTRONIC SYSTEM CONTROLLER.....	1
4	PAFZZ	5310-01-512-6149	338X5	3535410C1	NUT, PLAIN..... M8 - 1.25	4
5	PAFZZ	5963-01-556-6422	338X5	3820471C1	CONTROLLER, ELECTRONIC SYSTEM.....	1
6	PAFZZ		338X5	3822016C1	BRACE.....	1
7	PAFZZ	5310-00-061-4650	81349	M45913/3-4CG8C	NUT, HEX LOCK.....	4
8	PCFZZ		338X5	3690648C1	1/4 - 20 TPI. BUSHING, ELECTRICAL PASS THROUGH..... END OF FIGURE	3

FIELD MAINTENANCE
ANTILOCK BRAKE SYSTEM (ABS) CONTROL MODULE

Antilock Brake System (ABS) Control Module - (CONTINUED)



B23P060800277

Figure 62. ABS Control Module.

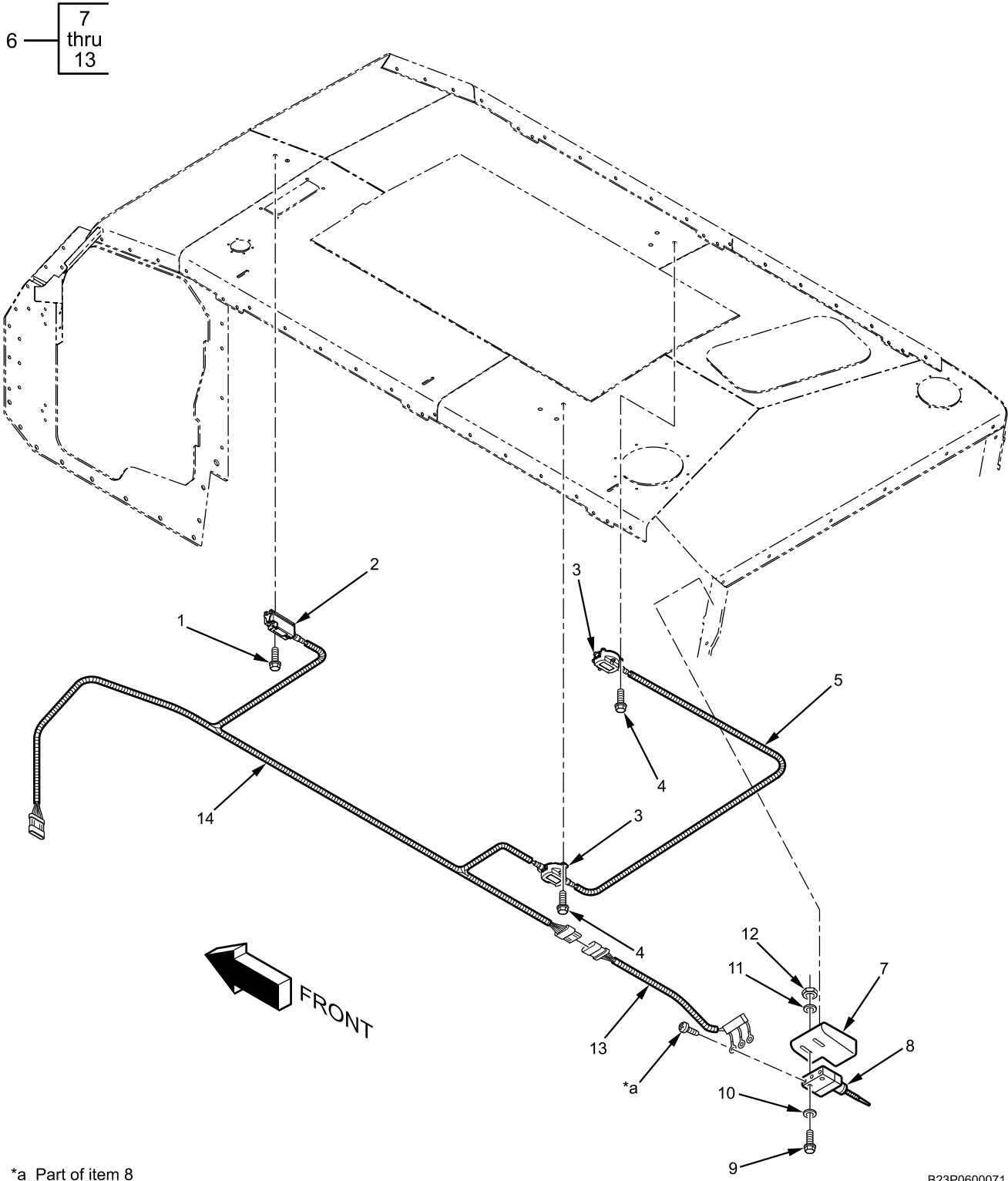
Antilock Brake System (ABS) Control Module - (CONTINUED)

(1) ITEM NO.	(2) SMR CODE	(3) NSN	(4) CAGEC	(5) PART NUMBER	(6) DESCRIPTION AND USABLE ON CODE (UOC)	(7) QTY
					GROUP 0608 MISCELLANEOUS ITEMS FIGURE 62 ABS Control Module.	
1	PAFZZ	5340-01-556-6122	5PBH6	M39-0630-10	FASTENER, PINE TREE	4
2	PAFZZ	5998-01-555-4966	338X5	3670157C1	MODULE, ABS CONTROL	1
					CIRCUIT CARD ASSEMBLY END OF FIGURE	

FIELD MAINTENANCE

INTERIOR LIGHTS

Interior Lights - (CONTINUED)



*a Part of item 8

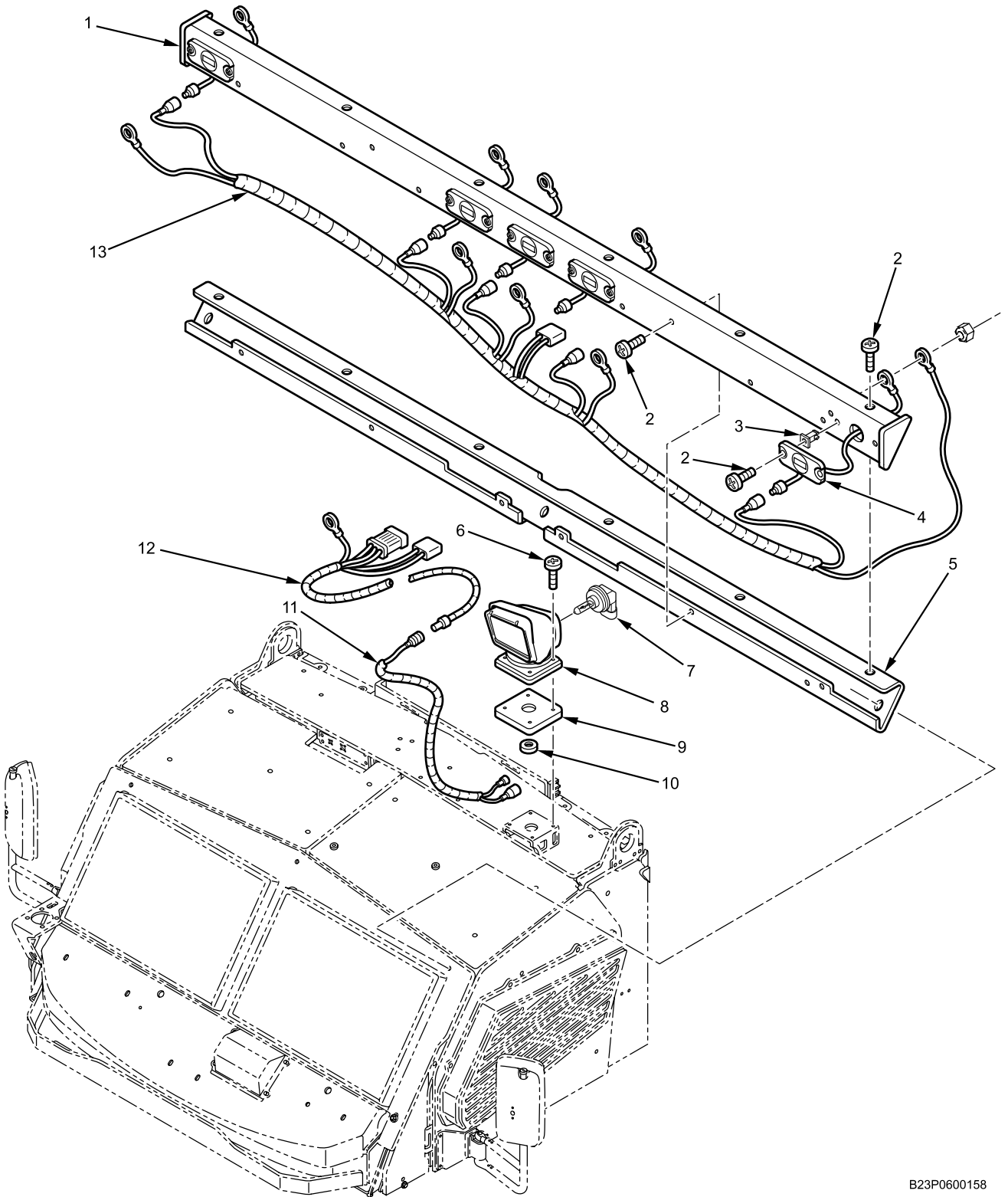
B23P0600071

Figure 63. Interior Lights.

Interior Lights - (CONTINUED)

(1) ITEM NO.	(2) SMR CODE	(3) NSN	(4) CAGEC	(5) PART NUMBER	(6) DESCRIPTION AND USABLE ON CODE (UOC)	(7) QTY
					GROUP 0609 LIGHTS FIGURE 63 Interior Lights.	
1	PAFZZ	5306-01-556-6472	535V1	5310000434-00	BOLT, MACHINE 1/4 - 20 X 1 IN.	2
2	PAFZZ	6220-01-556-5569	338X5	3825157C91L	LIGHT, FRONT, CREW	1
3	PAFZZ	6220-01-563-9517	338X5	3825156C91L	LIGHT, REAR, CREW	2
4	PAFZZ	5305-01-555-4991	338X5	3821149C1	BOLT, MACHINE 1/4 - 20 X 3/4 IN.	6
5	PAFZZ	6150-01-568-5809	U2075	H5070276	HARNES, DOME LIGHT	1
6	PAFFF	6150-01-567-0315	U2075	H5070199	SWITCH ASSEMBLY, LIMIT	1
7	PAFZZ		U2075	C1070272S1R	. BRACKET, SWITCH MOUNTING	1
8	PAFZZ	5930-01-581-4650	4S7M4	E47YED7	. SWITCH, LIMIT	1
9	PAFZZ		U2075	28913	. SCREW	2
10	PAFZZ		U2075	1133072	. WASHER, FLAT #8	4
11	PAFZZ	5310-01-583-5807	0Y3H3	1133612	. WASHER, LOCK..... #8	2
12	PAFZZ	5310-01-556-3088	1EFH8	2002170	. NUT, HEXAGON	2
13	XAFZZ		U2075	R0068236	. HARNES, JUMPER	1
14	PAFZZ	6150-01-568-5819	U2075	H5070181	HARNES, DOME LIGHT..... END OF FIGURE	1

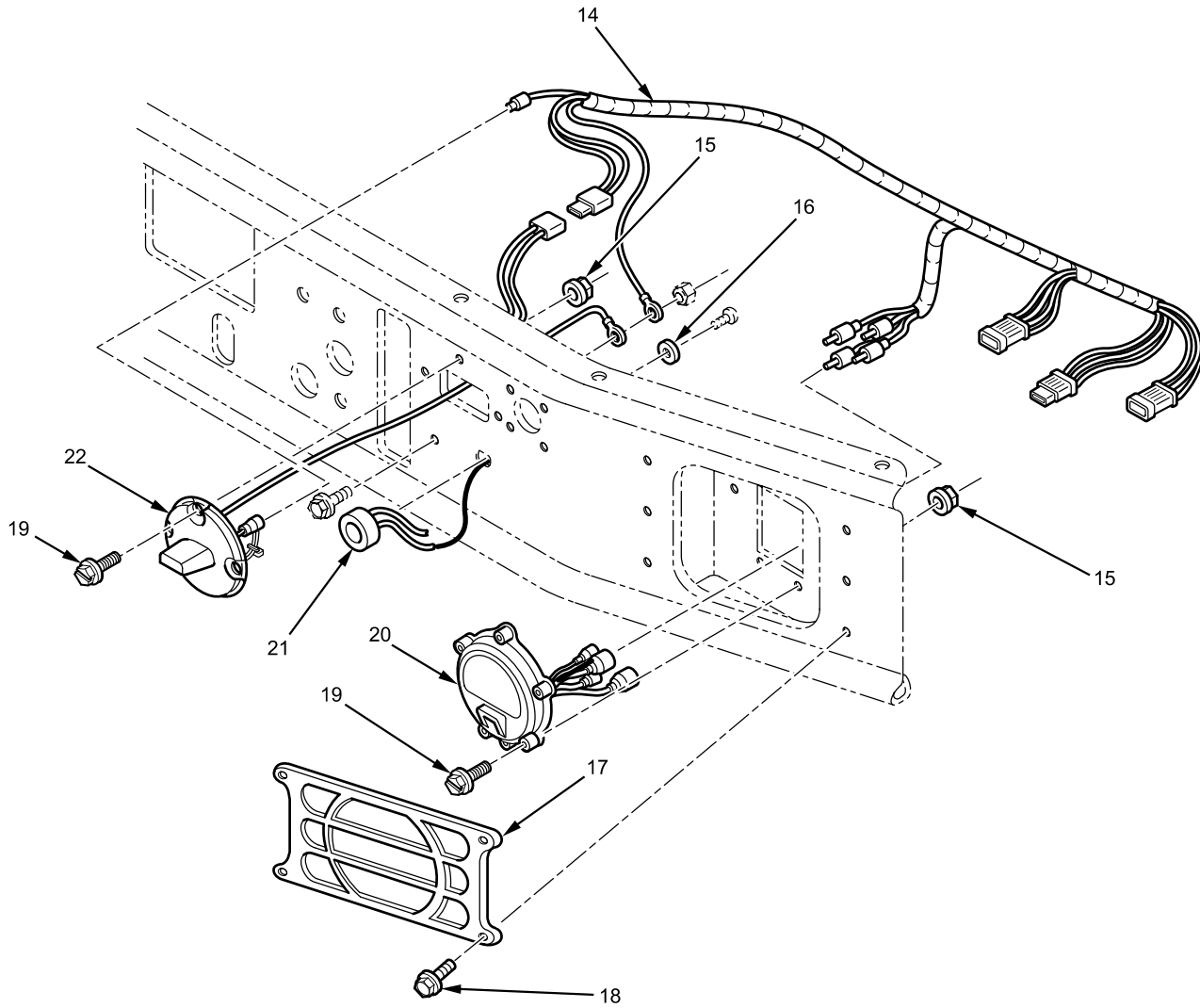
FIELD MAINTENANCE
EXTERIOR FRONT LIGHTS



B23P0600158

Figure 64. Exterior Front Lights (Sheet 1 of 2).

Exterior Front Lights - (CONTINUED)



B23P0600068

Figure 64. Exterior Front Lights (Sheet 2 of 2).

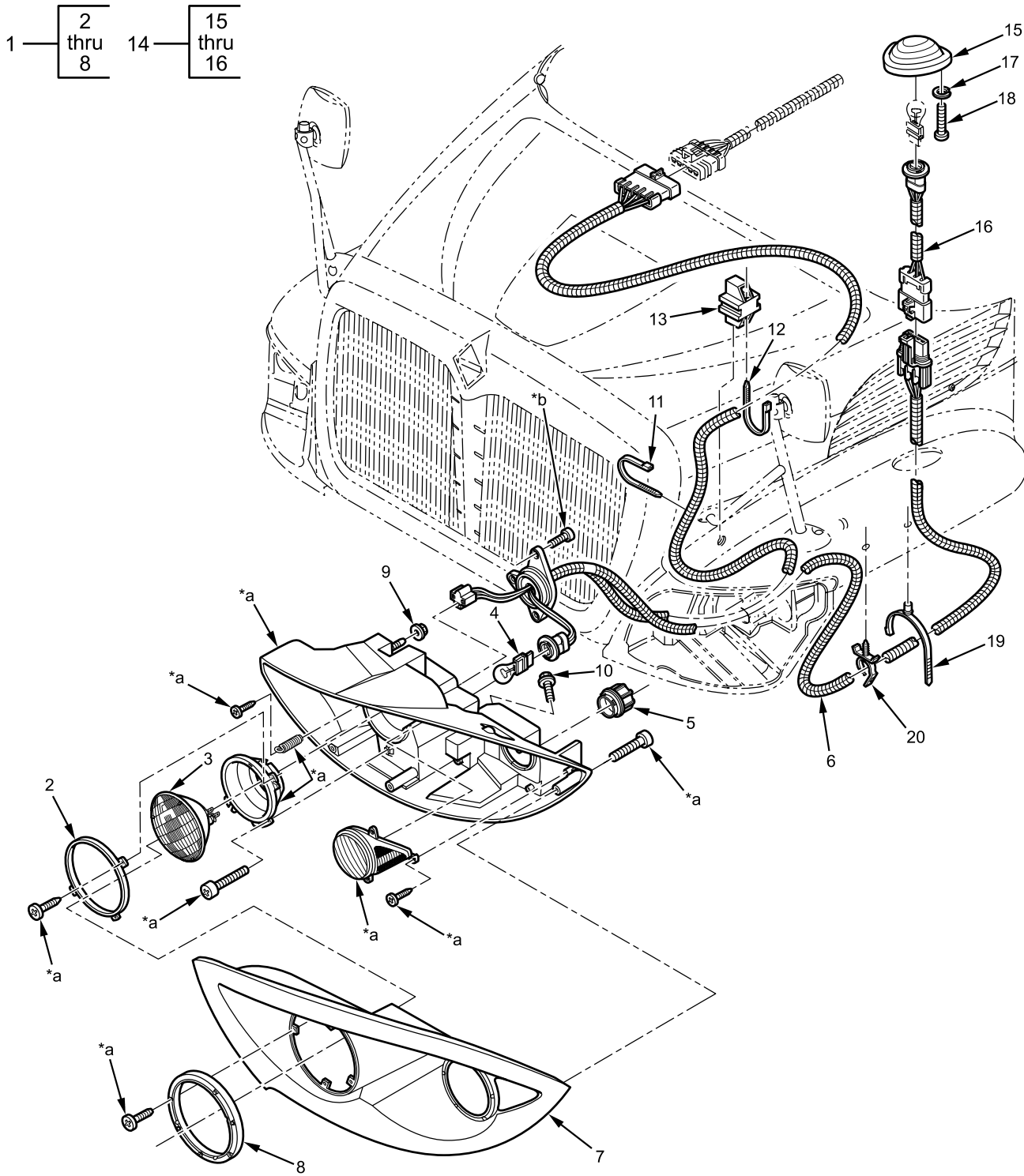
Exterior Front Lights - (CONTINUED)

(1) ITEM NO.	(2) SMR CODE	(3) NSN	(4) CAGEC	(5) PART NUMBER	(6) DESCRIPTION AND USABLE ON CODE (UOC)	(7) QTY
GROUP 0609 LIGHTS						
FIGURE 64 Exterior Front Lights						
1	PAFZZ		338X5	3860477C1	BAR, FRONT MARKER LIGHT	1
2	PAFZZ	5305-01-563-5339	338X5	27196R1	SCREW, MACHINE	22
#8 - 18 X 3/4 IN.						
3	PAFZZ	2590-01-556-6596	338X5	498935C1	NUT, PLASTIC INSERT	10
4	PAFZZ	6640-01-556-5808	56995	82443	LIGHT, YELLOW LED	5
5	PAFZZ		338X5	3713638C1	BAR, FRONT MARKER	1
6	PAFZZ	5305-01-244-5899	338X5	22379R1	SCREW, CAP, HEXAGON HEAD	4
#10 - 24 X 1 IN.						
7	PAFZZ	6240-01-539-5100	07RN5	49000	BULB, SPOTLIGHT	1
12V, 65 WATT						
8	PAFZZ	6220-01-556-5572	338X5	3693359C1L	LIGHT, SPOT	1
9	PAFZZ	6230-01-556-5784	338X5	3113120C1L	PLATE, SPOTLIGHT	1
10	PCFZZ	5325-01-568-7313	338X5	120408	GROMMET, RUBBER	1
11	PAFZZ	6150-01-568-5813	338X5	3113482C91L	HARNESS, SPOT LIGHT - INTERIOR	1
12	PAFZZ	6150-01-556-5573	338X5	3112800C91L	HARNESS, EXTERIOR SPOT LIGHT .	1
13	PAFZZ	6150-01-556-5583	338X5	3112810C91L	HARNESS FRONT - CLEARANCE LIGHT BAR	1
14	PAFZZ	5999-01-556-5575	338X5	3112802C91L	HARNESS, FRONT BUMPER - RIGHT	1
14	PAFZZ	6150-01-556-5574	338X5	3112801C91L	HARNESS, FRONT BUMPER - LEFT .	1
15	PAFZZ	5310-01-556-5871	338X5	326423C91	NUT, PLAIN	17
EXTERNAL TOOTH LOCK, #10 - 24 TPI						
16	PAFZZ	5310-01-094-2890	338X5	25552R1	WASHER, FLAT	1
5/16-IN.						
17	PAFZZ	2510-01-568-6053	338X5	3691357C1L	GRILLE, FRONT LIGHT	2
18	PAFZZ	5306-01-556-6524	338X5	40316R1	BOLT, FLANGE	8
M8 - 1.25 X 25 MM						
19	PAFZZ	5305-01-580-0026	338X5	27218R1	SCREW, MACHINE	13
#10 - 24 X 1 IN.						
20	PAFZZ	6220-01-550-1399	338X5	3688763C1L	LIGHT, TURN SIGNAL	2
21	PAFZZ	6220-01-568-5540	338X5	3688765C1L	LIGHT, INFRARED	1
22	PAFZZ	6220-01-568-5525	338X5	3688764C1L	LIGHT, BLACKOUT	1
END OF FIGURE						

FIELD MAINTENANCE

HOOD LIGHTS

Hood Lights - (CONTINUED)



1 — 2 thru 8 14 — 15 thru 16

*a - Part of item 1
 *b - Part of item 6

B23P0600087

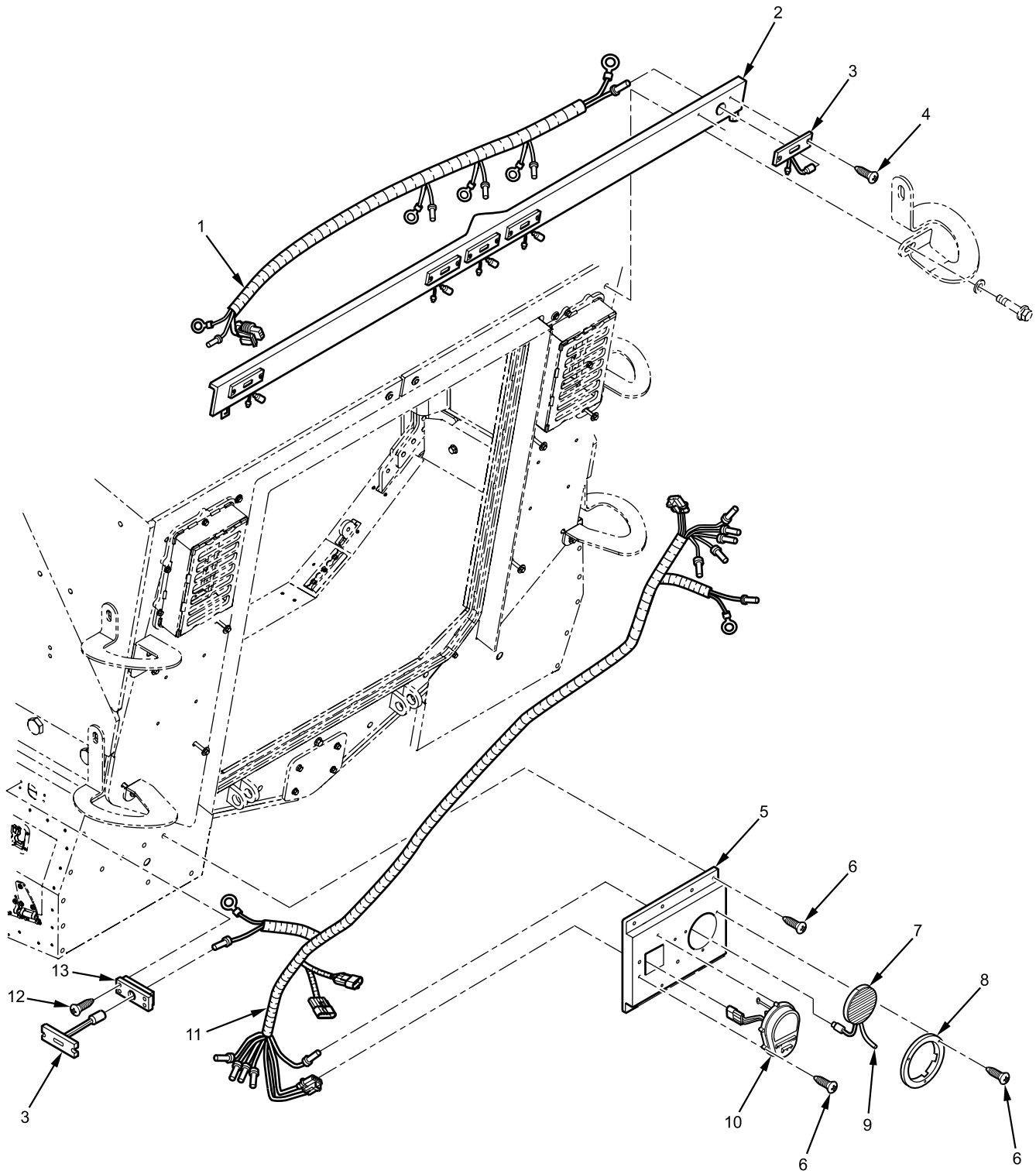
Figure 65. Hood Lights.

Hood Lights - (CONTINUED)

(1) ITEM NO.	(2) SMR CODE	(3) NSN	(4) CAGEC	(5) PART NUMBER	(6) DESCRIPTION AND USABLE ON CODE (UOC)	(7) QTY
					GROUP 0609 LIGHTS FIGURE 65 Hood Lights.	
1	PAFZZ	6220-01-555-4970	338X5	3674972C91	HEADLAMP ASSEMBLY, LH	1
1	PAFZZ	6220-01-555-4969	338X5	3674973C91	HEADLAMP ASSEMBLY, RH.....	1
2	PAFZZ		338X5	2589896C1	. RING, HEADLAMP	2
3	PAFZZ	6220-01-555-5000	338X5	GEH5024	. HEADLAMP, HALOGEN, SEALED BEAM.....	2
4	PAFZZ	6240-01-533-3770	89346	GE3157NAKR	. LIGHT, TURN SIGNAL, AMBER	2
5	PAFZZ		338X5	2509599C91	. COVER, HEADLAMP SOCKET	2
6	PAFZZ		338X5	2589892C91	. HARNESS, ELECTRICAL, LH	1
6	PAFZZ		338X5	2589897C91	. HARNESS, ELECTRICAL, RH.....	1
7	PAFZZ		338X5	3605818C92	. BEZEL, HEADLAMP, LH	1
7	PAFZZ		338X5	3605819C92	. BEZEL, HEADLAMP, RH	1
8	PAFZZ		338X5	2589895C1	. RING, HEADLAMP TRIM.....	2
9	PAFZZ	5310-01-556-6240	0Y3H3	34863	NUT, SELF-LOCKING	8
					M6 - 1.0	
10	PAFZZ	5306-01-556-6516	338X5	40235R1	BOLT, FLANGE HEAD	2
					M6 - 1.0 X 16 MM	
11	PAFZZ	5340-01-189-8297	338X5	306132C1	STRAP, CABLE LOCK	2
12	PAFZZ	5340-01-556-5977	53421	BT120LD	STRAP, CABLE LOCK	2
13	PAFZZ	5975-01-556-5945	338X5	3536111C1	GUIDE, HOSE AND CABLE	2
14	PAFFF	6220-01-556-6329	338X5	3674978C91	LIGHT, TURN SIGNAL ASSEMBLY, LH	1
14	PAFFF	6220-01-556-6330	338X5	3674979C91	LIGHT, TURN SIGNAL ASSEMBLY, RH.....	1
15	XAFZZ		338X5	3674980C1	. LIGHT, TURN SIGNAL, LH	1
15	XAFZZ		338X5	3674981C1	. LIGHT, TURN SIGNAL, RH.....	1
16	PAFZZ	6150-01-567-0047	338X5	3570620C91	. HARNESS	2
17	PAFZZ	5310-01-512-9907	338X5	22237R1	WASHER, LOCK	2
					#10	
18	PAFZZ	5305-01-556-6580	338X5	473146C1	SCREW, MACHINE	2
					#10 - 16 X 1/2 IN.	
19	PAFZZ	5340-01-556-6046	338X5	3551787C91	STRAP, CABLE LOCK	1
20	PAFZZ	5340-01-556-5919	338X5	3530081C1	CLIP	8
					END OF FIGURE	

FIELD MAINTENANCE
EXTERIOR REAR LIGHTS

Exterior Rear Lights - (CONTINUED)



B23P0600069

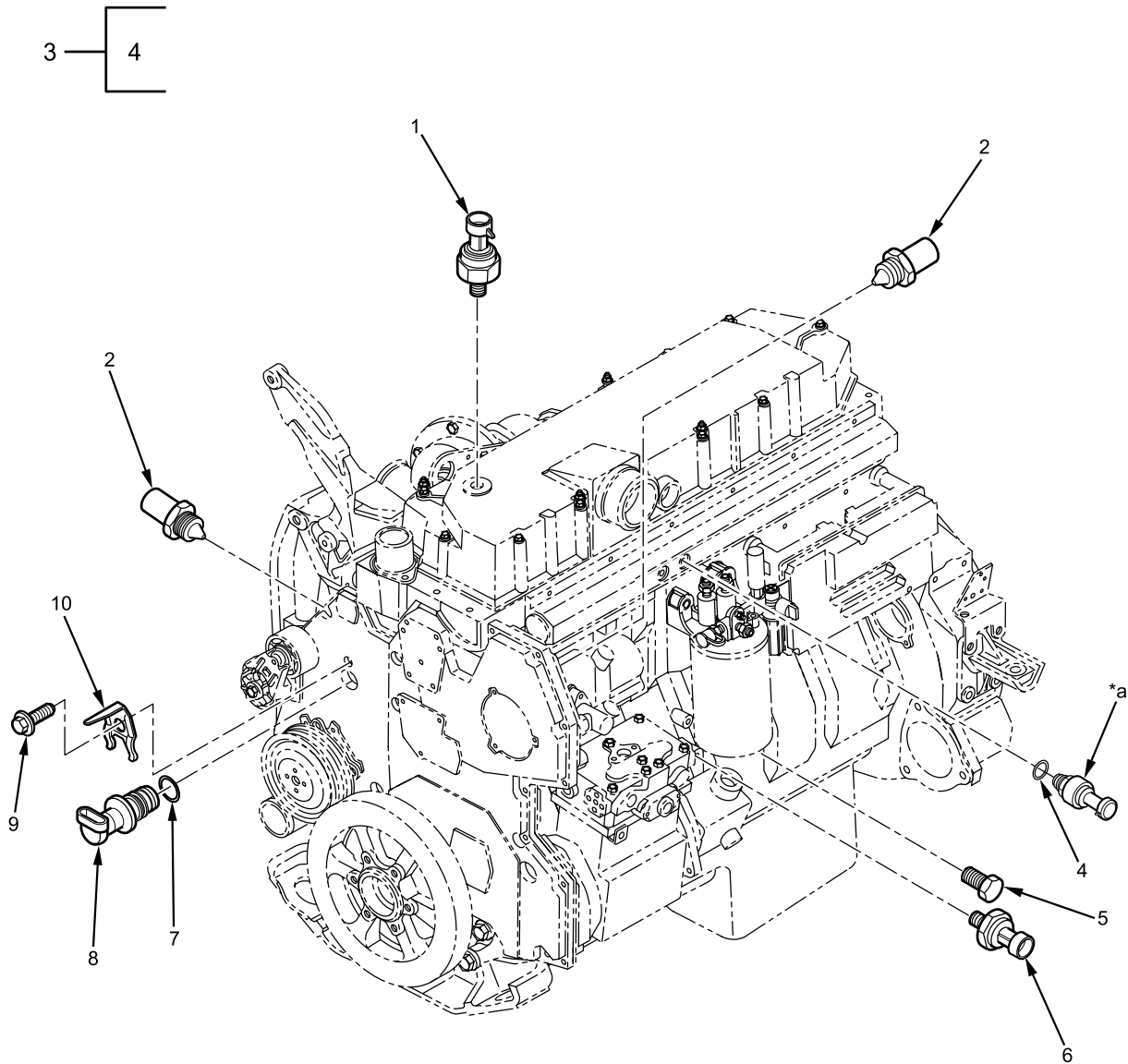
Figure 66. Exterior Rear Lights.

Exterior Rear Lights - (CONTINUED)

(1) ITEM NO.	(2) SMR CODE	(3) NSN	(4) CAGEC	(5) PART NUMBER	(6) DESCRIPTION AND USABLE ON CODE (UOC)	(7) QTY
					GROUP 0609 LIGHTS FIGURE 66 Exterior Rear Lights.	
1	PAFZZ	6150-01-556-5584	338X5	3112811C91L	HARNES, REAR, CLEARANCE LIGHT BAR.....	1
2	PAFZZ	6220-01-556-5805	338X5	3113145C1L	PLATE, MOUNTING, LIGHT BRACKET RETENTION.....	1
3	PAFZZ	6220-01-568-5544	56995	82442	MARKER, RED LIGHT.....	7
4	PAFZZ	5305-01-563-5339	89346	27196R1	SCREW, MACHINE.....	32
					#8 - 18 X 3/4 IN.	
5	PAFZZ	6220-01-563-9448	338X5	3824739C1L	BOX, REAR TAIL LIGHT, LEFT.....	1
5	PAFZZ	6220-01-563-9453	338X5	3824740C1L	BOX, REAR TAIL LIGHT, RIGHT.....	1
6	PAFZZ	5305-01-566-9358	338X5	27093R1	SCREW, MACHINE.....	42
					#10 - 24 X 5/8 IN.	
7	PAFZZ	6220-01-556-5792	56995	62571-3	LIGHT, WHITE, BACKUP.....	2
8	PAFZZ	5935-01-556-5793	81834	01-9251-73	ADAPTER, BACKUP LIGHT.....	2
9	PAFZZ	6250-01-568-5825	56995	01-6709-C9	WIRING, BACKUP LIGHT.....	2
10	PAFZZ	6220-01-568-6020	56995	82172-3	TAILLAMP, COMPOSITE, ASSEMBLY	2
11	PAFZZ	6150-01-556-5582	338X5	3112809C92	HARNES, TAILLAMP.....	1
12	PAFZZ	5305-01-573-8324	56995	27211R1	SCREW, MACHINE.....	4
					#8 - 32 X 1/2 IN.	
13	PAFZZ	2590-01-568-6493	338X5	82490-3	BRACKET, SIDE MARKER.....	2
					END OF FIGURE	

FIELD MAINTENANCE
ELECTRONIC SENSORS

Electronic Sensors - (CONTINUED)



*a Part of item 3

B23P600204

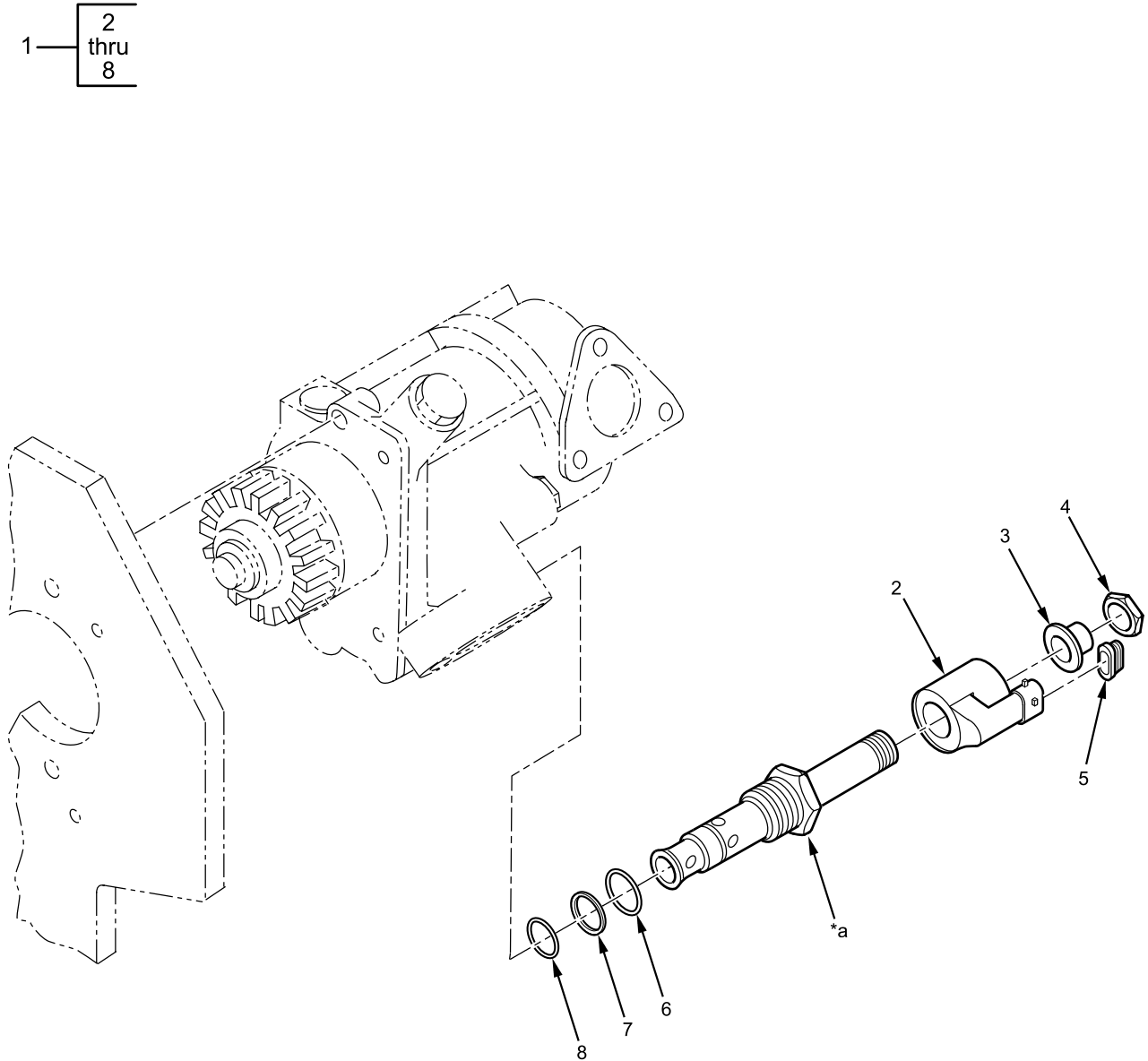
Figure 67. Electronic Sensors.

Electronic Sensors - (CONTINUED)

(1) ITEM NO.	(2) SMR CODE	(3) NSN	(4) CAGEC	(5) PART NUMBER	(6) DESCRIPTION AND USABLE ON CODE (UOC)	(7) QTY
					GROUP 0610 SENDING UNITS AND WARNING SWITCHES FIGURE 67 Electronic Sensors.	
1	PAFZZ	2990-01-425-6737	338X5	1840078C1	SENSOR, MAP	1
2	PAFZZ	6685-01-429-2689	338X5	1889995C91	SENSOR, OIL/COOLANT TEMPERATURE	2
3	PAFFF	6620-01-508-6069	14859	3CP7-3	SENSOR, INJECTOR CONTROL PRESSURE	1
4	PCFZZ	5331-01-556-4882	338X5	1815874C1	O-RING, #905	1
5	PAFZZ	4730-01-556-6561	338X5	444613	PLUG, PIPE, HEX HEAD	1
					1/8 - 27 NPT	
6	PAFZZ	6620-01-508-6072	338X5	1807369C2	SENSOR, ENGINE OIL PRESSURE...	1
7	PCFZZ	5331-01-556-5022	338X5	1824948C1	O-RING	1
8	PAFZZ	2990-01-508-9342	338X5	1885812C91	SENSOR, CAMSHAFT POSITION	1
9	PAFZZ	5306-01-556-4899	0Y3H3	0161880	BOLT, MACHINE	1
					M8 - 1.25 X 16 MM	
10	PAFZZ		338X5	1820064C2	BRACKET, CAM POSITION SENSOR END OF FIGURE	1

FIELD MAINTENANCE
INJECTION PRESSURE REGULATOR

Injection Pressure Regulator - (CONTINUED)



*a Part of item 1

B23P0600242

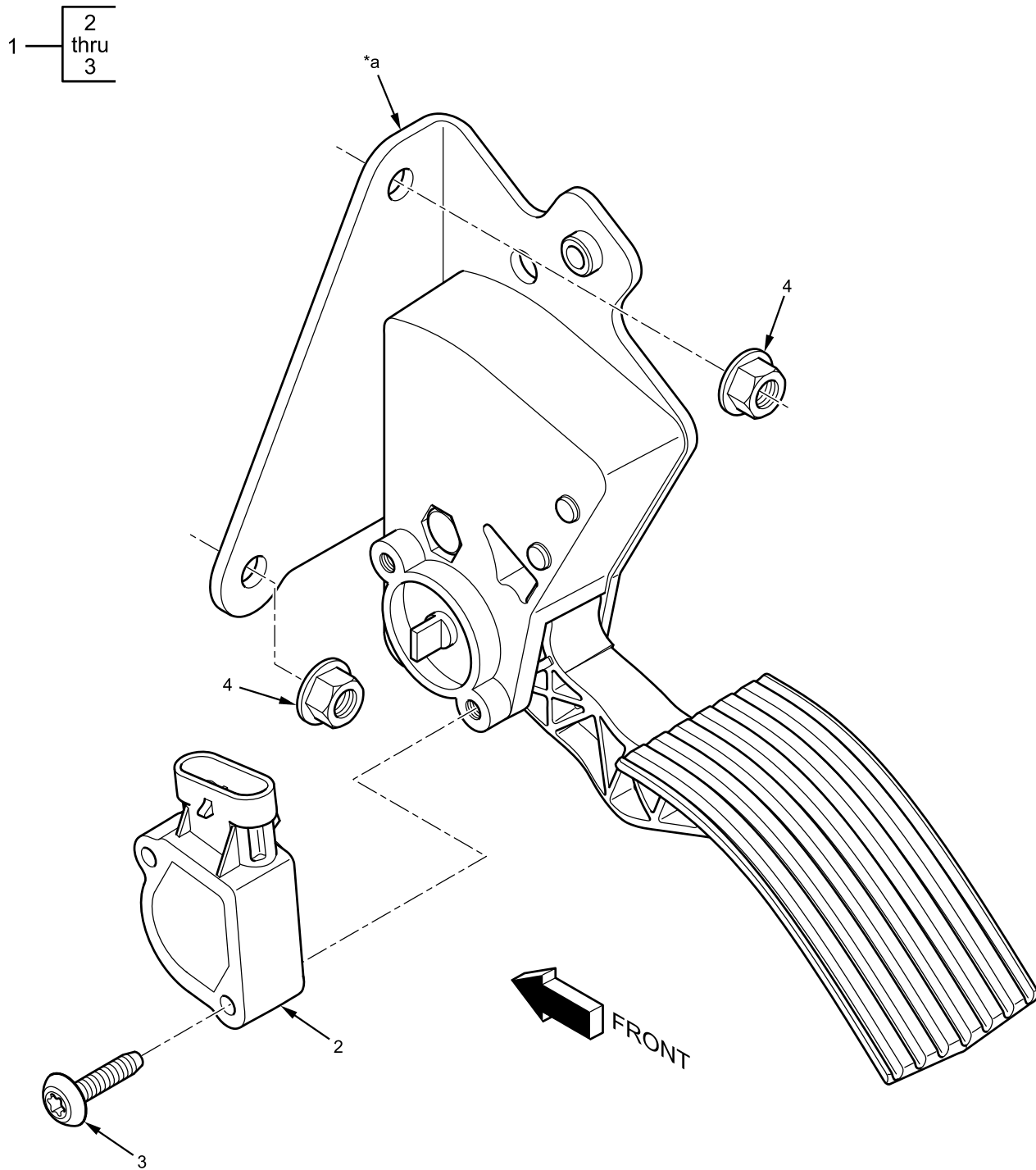
Figure 68. Injection Pressure Regulator.

Injection Pressure Regulator - (CONTINUED)

(1) ITEM NO.	(2) SMR CODE	(3) NSN	(4) CAGEC	(5) PART NUMBER	(6) DESCRIPTION AND USABLE ON CODE (UOC)	(7) QTY
					GROUP 0610 SENDING UNITS AND WARNING SWITCHES FIGURE 68 Injection Pressure Regulator.	
1	PAFFF	2910-01-556-5151	338X5	1841217C91	REGULATOR ASSEMBLY, INJECTION PRESSURE	1
2	XAFZZ		338X5	1836413C1	. BODY, REGULATOR	1
3	XAFZZ		338X5	1826345C1	. SPACER.....	1
4	XAFZZ		338X5	1824978C1	. NUT	1
5	PCFZZ	5330-01-556-4641	77060	12052888	. SEAL, CONNECTOR	1
6	PCFZZ	5331-01-556-5028	338X5	1824980C1	. O-RING	1
7	PAFZZ	5330-01-556-5027	338X5	1824981C1	. RING, BACK-UP	1
8	PCFZZ	5331-01-556-5026	338X5	1824979C1	. O-RING	1
					END OF FIGURE	

FIELD MAINTENANCE
ACCELERATOR PEDAL

Accelerator Pedal - (CONTINUED)



*a Part of item 1

B23P0300217

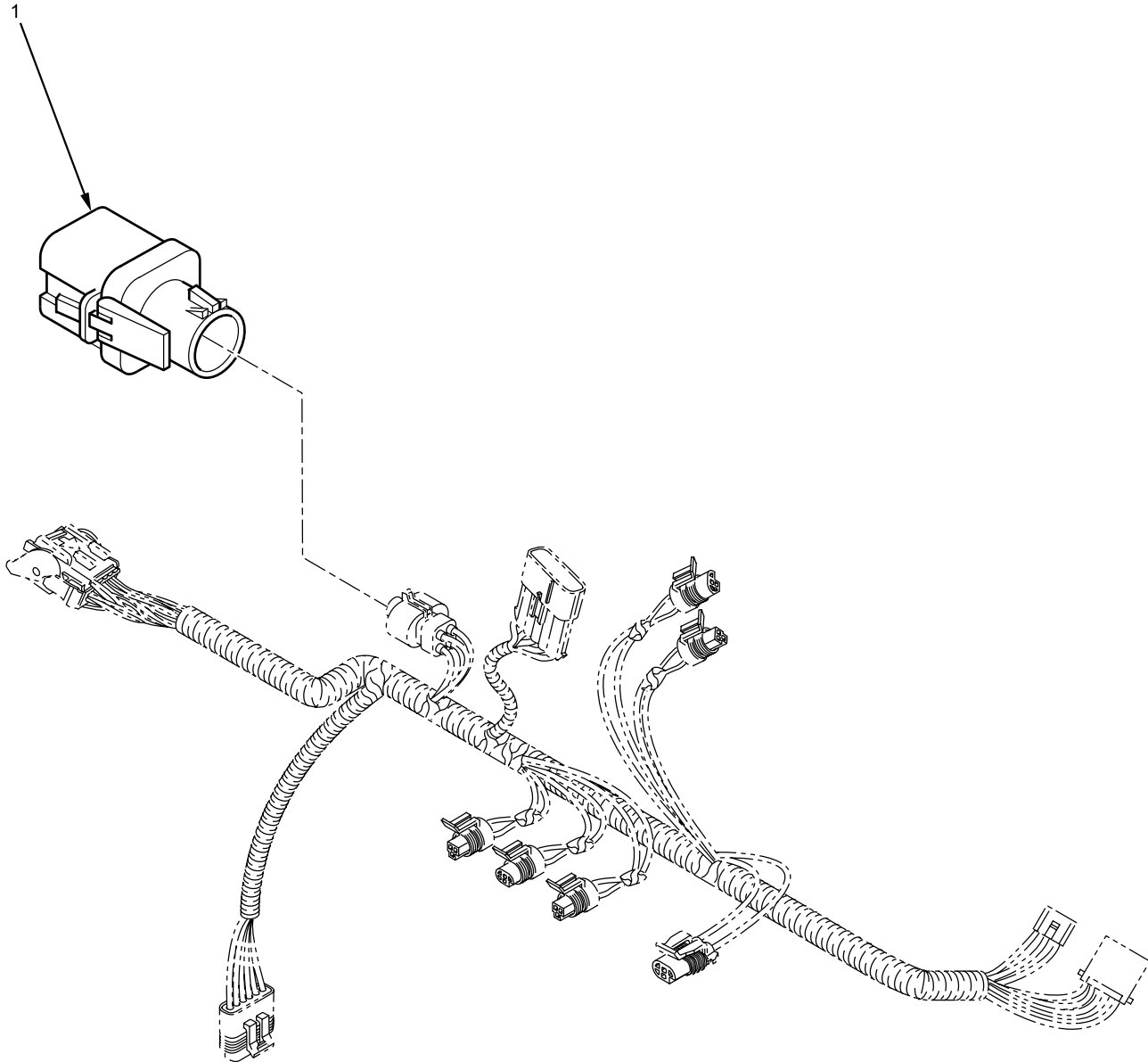
Figure 69. Accelerator Pedal.

Accelerator Pedal - (CONTINUED)

(1) ITEM NO.	(2) SMR CODE	(3) NSN	(4) CAGEC	(5) PART NUMBER	(6) DESCRIPTION AND USABLE ON CODE (UOC)	(7) QTY
					GROUP 0610 SENDING UNITS AND WARNING SWITCHES FIGURE 69 Accelerator Pedal.	
1	PAFZZ		06853	5020021	PEDAL, ELECTRONIC	1
2	KFFZZ		11331	133284	SENSOR, THROTTLE POSITION	1
3	PAFZZ	5305-01-016-0075	24617	160075	PART OF KIT P/N 131973 SCREW, MACHINE	2
4	PAFZZ	5310-01-556-5260	0Y3H3	0162317	#10 - 32 X 1-1/4 IN., PART OF KIT P/N 131973 NUT, PLAIN, HEXAGON, FLANGED...	2
2	PAFZZ	2990-01-556-5319	11331	131973	M8 - 1.25 KIT, SENSOR, THROTTLE POSITION	1
3					SENSOR, THROTTLE POSITION SCREW, MACHINE	1 2
					END OF FIGURE	

FIELD MAINTENANCE
BAROMETRIC PRESSURE SENSOR

Barometric Pressure Sensor - (CONTINUED)



B23P0600245

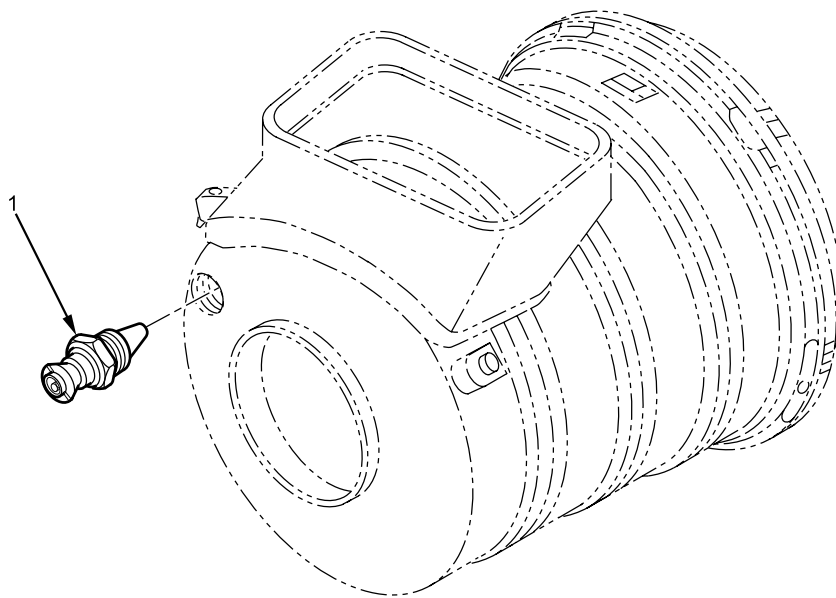
Figure 70. Barometric Pressure Sensor.

Barometric Pressure Sensor - (CONTINUED)

(1) ITEM NO.	(2) SMR CODE	(3) NSN	(4) CAGEC	(5) PART NUMBER	(6) DESCRIPTION AND USABLE ON CODE (UOC)	(7) QTY
					GROUP 0610 SENDING UNITS AND WARNING SWITCHES FIGURE 70 Barometric Pressure Sensor.	
1	PAFZZ	2990-01-425-5313	06853	5006965	SENSOR, BAROMETRIC PRESSURE END OF FIGURE	1

FIELD MAINTENANCE
INTAKE AIR TEMPERATURE SENSOR

Intake Air Temperature Sensor - (CONTINUED)



B23P061000267

Figure 71. Intake Air Temperature Sensor.

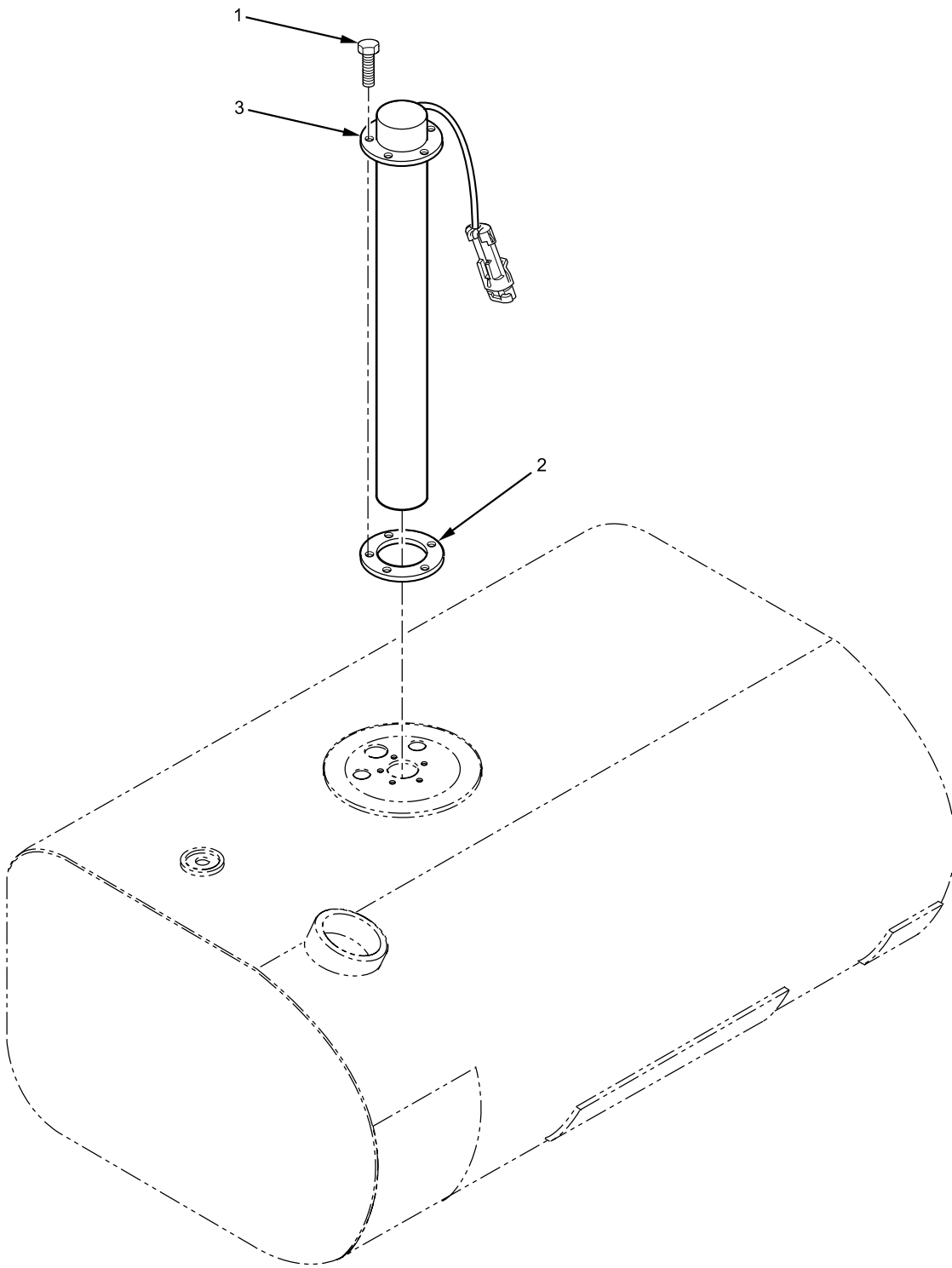
Intake Air Temperature Sensor - (CONTINUED)

(1) ITEM NO.	(2) SMR CODE	(3) NSN	(4) CAGEC	(5) PART NUMBER	(6) DESCRIPTION AND USABLE ON CODE (UOC)	(7) QTY
					GROUP 0610 SENDING UNITS AND WARNING SWITCHES FIGURE 71 Intake Air Temperature Sensor.	
1	PAFZZ	6685-01-429-2689	338X5	1814320C1	SENSOR, TEMPERATURE INTAKE AIR TEMPERATURE (IAT) END OF FIGURE	1

FIELD MAINTENANCE

FUEL SENDING UNIT

Fuel Sending Unit - (CONTINUED)



B23P0600243

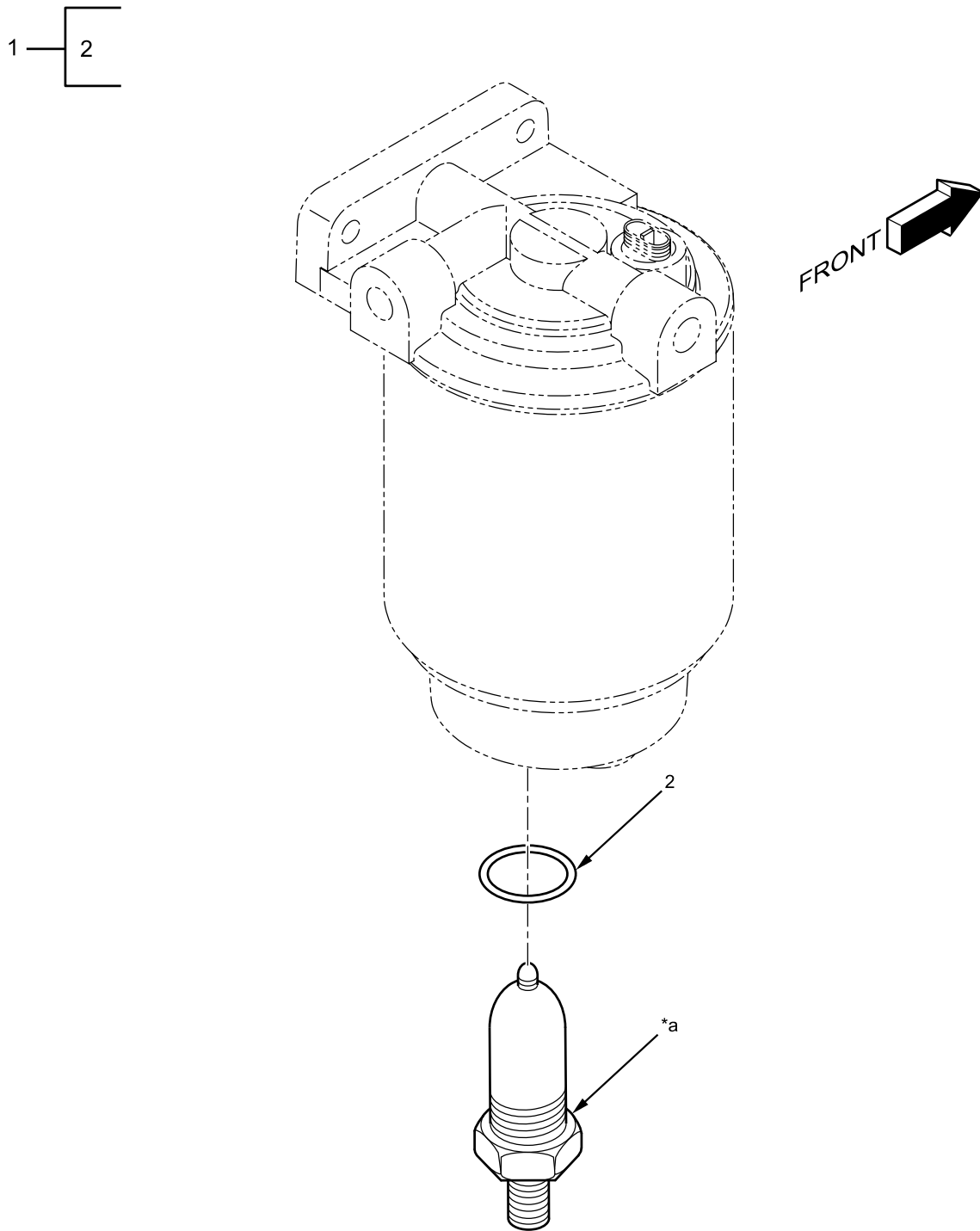
Figure 72. Fuel Sending Unit.

Fuel Sending Unit - (CONTINUED)

(1) ITEM NO.	(2) SMR CODE	(3) NSN	(4) CAGEC	(5) PART NUMBER	(6) DESCRIPTION AND USABLE ON CODE (UOC)	(7) QTY
					GROUP 0610 SENDING UNITS AND WARNING SWITCHES FIGURE 72 Fuel Sending Unit.	
1	PAFZZ	5305-01-556-6211	338X5	3593564C1	SCREW, HEXAGON HEAD #10 - 32 X 1-1/4 IN.	1
2	PCFZZ	5330-01-556-6208	338X5	3591600C1	GASKET, FUEL SENDER	1
3	PAFZZ	6880-01-556-6207	0B8Y6	9605484-001	SENDING UNIT, FUEL..... END OF FIGURE	1

FIELD MAINTENANCE
WATER SENSOR PROBE

Water Sensor Probe - (CONTINUED)



*a Part of item 1

B23P061000272

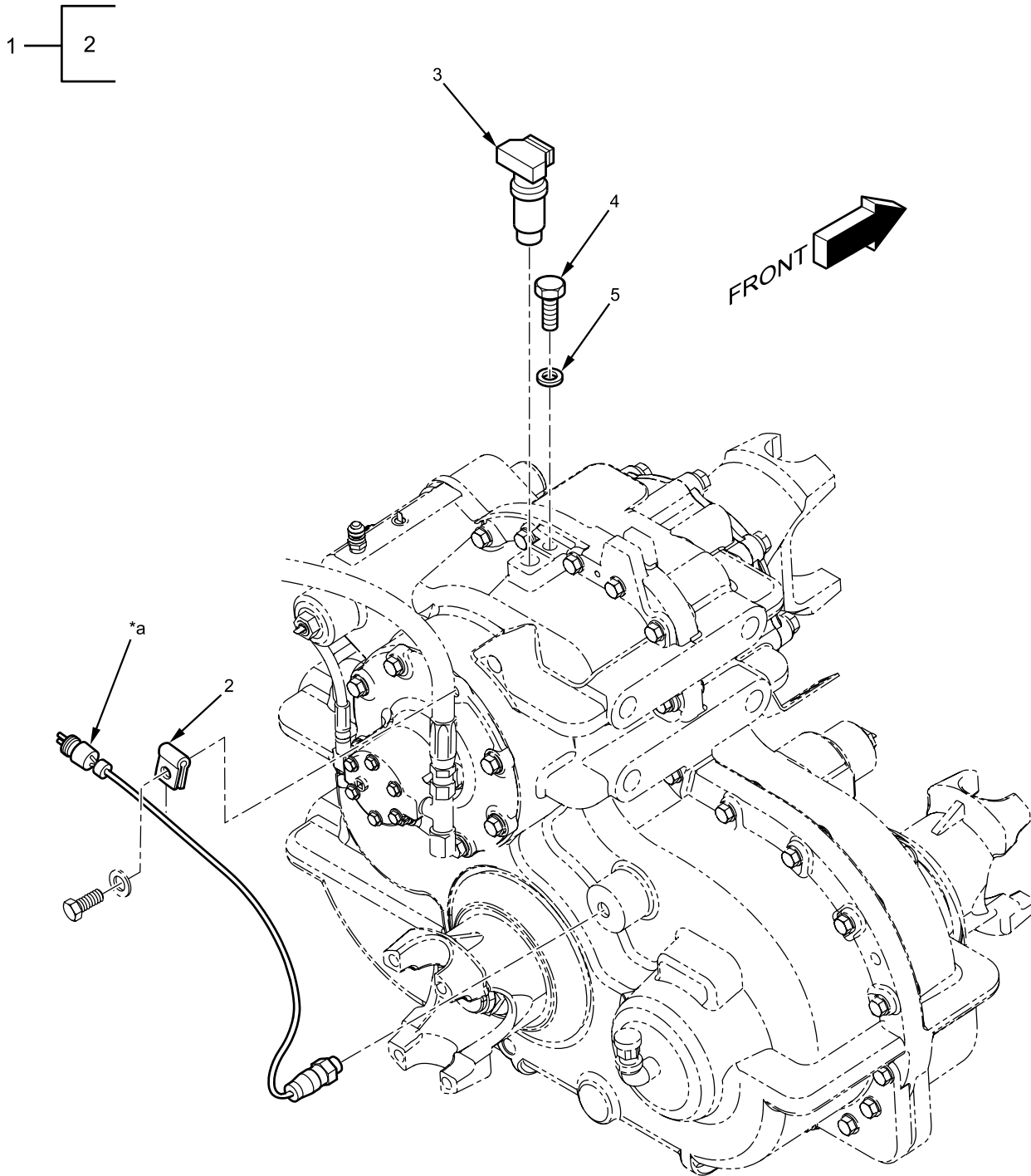
Figure 73. Water Sensor Probe.

Water Sensor Probe - (CONTINUED)

(1) ITEM NO.	(2) SMR CODE	(3) NSN	(4) CAGEC	(5) PART NUMBER	(6) DESCRIPTION AND USABLE ON CODE (UOC)	(7) QTY
					GROUP 0610 SENDING UNITS AND WARNING SWITCHES FIGURE 73 Water Sensor Probe.	
1	PAFFF	2990-01-556-4654	338X5	1811490C91	PROBE, WATER SENSOR.....	1
2	PCFZZ		338X5	1811036C1	O-RING	1
					END OF FIGURE	

FIELD MAINTENANCE
TRANSFER CASE MODE SWITCH AND SPEED SENSOR

Transfer Case Mode Switch and Speed Sensor - (CONTINUED)



*a Part of item 1

B23P061000298

Figure 74. Transfer Case Mode Switch and Speed Sensor.

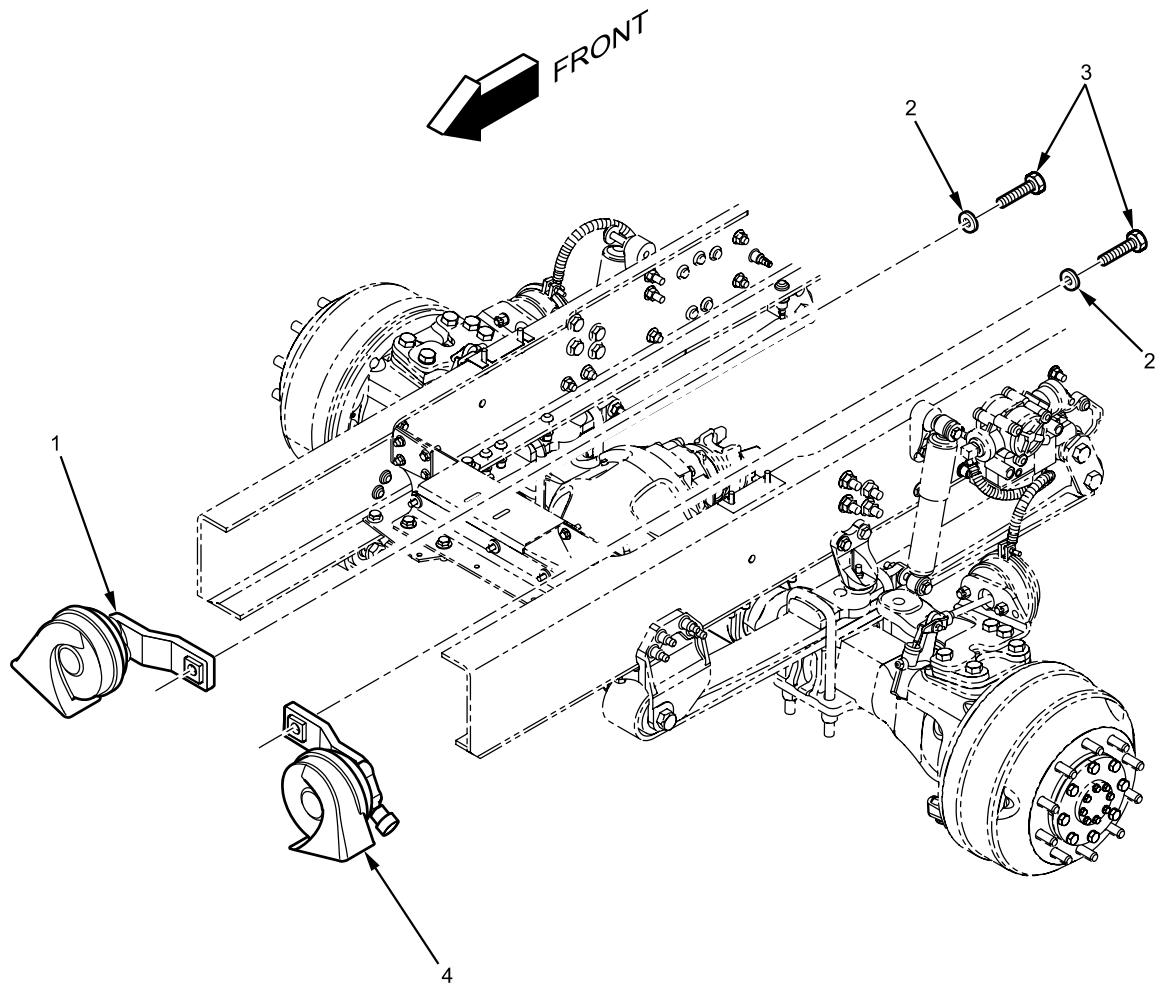
Transfer Case Mode Switch and Speed Sensor - (CONTINUED)

(1) ITEM NO.	(2) SMR CODE	(3) NSN	(4) CAGEC	(5) PART NUMBER	(6) DESCRIPTION AND USABLE ON CODE (UOC)	(7) QTY
					GROUP 0610 SENDING UNITS AND WARNING SWITCHES FIGURE 74 Transfer Case Mode Switch and Speed Sensor.	
1	PAFZZ	2530-01-381-1536	3D6E9	KIT4455	HARNES, TRANSFER CASE MODE SWITCH.....	1
2	PAFZZ	5340-01-566-6405	78500	2257-M-1235	CLIP, SENSOR/SWITCH	1
3	PAFZZ	2530-01-566-9323	78500	2586861C1	SENSOR, SPEED	1
4	PAFZZ	5305-01-576-6869	78500	S244-2	CAPSCREW, SPEED SENSOR	1
5	PAFZZ	5310-01-566-8854	78500	1229-X-5094	WASHER, FLAT	1
					END OF FIGURE	

FIELD MAINTENANCE

HORNS

Horns - (CONTINUED)



B23P0600246

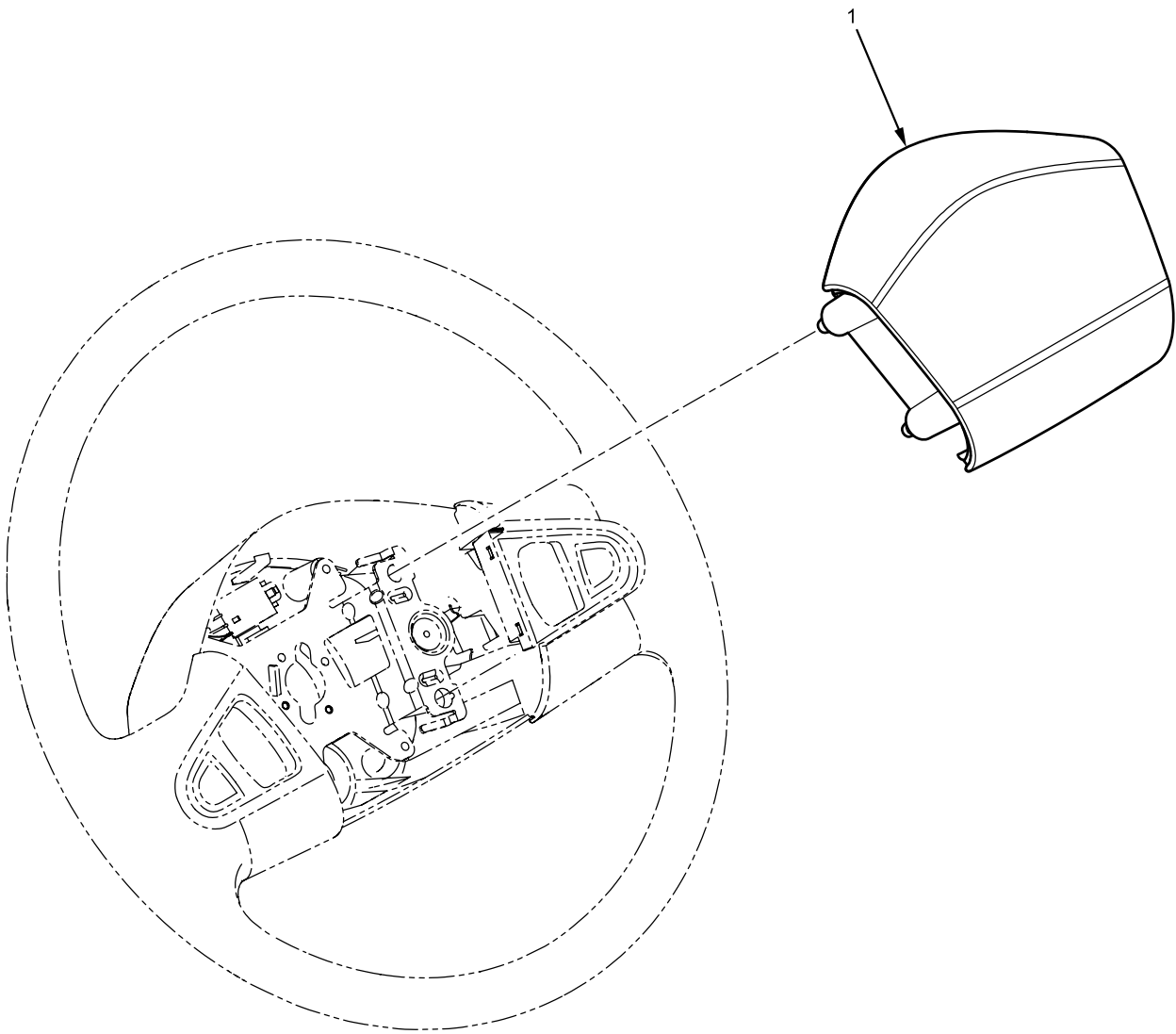
Figure 75. Horns.

Horns - (CONTINUED)

(1) ITEM NO.	(2) SMR CODE	(3) NSN	(4) CAGEC	(5) PART NUMBER	(6) DESCRIPTION AND USABLE ON CODE (UOC)	(7) QTY
					GROUP 0611 HORN, SIREN FIGURE 75 Horns.	
1	PAFZZ	2530-01-513-4639	338X5	3523179C92	HORN, W/BRACKETS, LOW NOTE....	1
2	PAFZZ	5310-00-407-9566	96906	MS35338-45	WASHER, LOCK.....	2
					5/16-IN.	
3	PAFZZ	5306-01-242-1070	89346	25493R1	BOLT, MACHINE	2
					5/16 - 18 X 1 IN.	
4	PAFZZ	6350-01-556-6097	338X5	3558466C92	HORN, W/BRACKETS, HIGH NOTE...	1
					END OF FIGURE	

FIELD MAINTENANCE
HORN STEERING WHEEL CAP

Horn Steering Wheel Cap - (CONTINUED)



B23P0600261

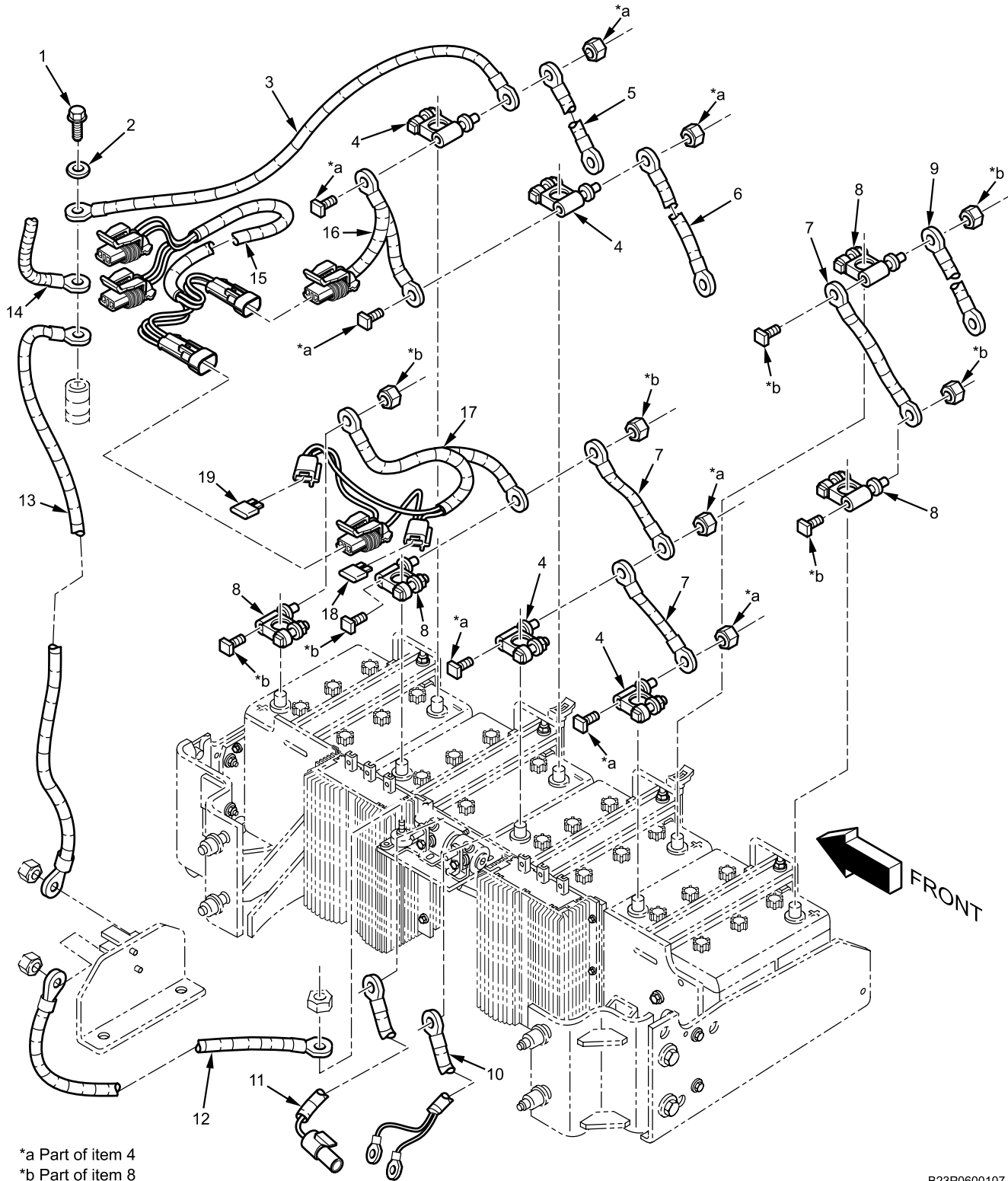
Figure 76. Horn Steering Wheel Cap.

Horn Steering Wheel Cap - (CONTINUED)

(1) ITEM NO.	(2) SMR CODE	(3) NSN	(4) CAGEC	(5) PART NUMBER	(6) DESCRIPTION AND USABLE ON CODE (UOC)	(7) QTY
					GROUP 0611 HORN, SIREN FIGURE 76 Horn Steering Wheel Cap.	
1	PAFZZ	2530-01-556-5963	1V6F3	28040935	COVER, HORN BUTTON END OF FIGURE	1

FIELD MAINTENANCE
BATTERY BOX CABLES

Battery Box Cables - (CONTINUED)

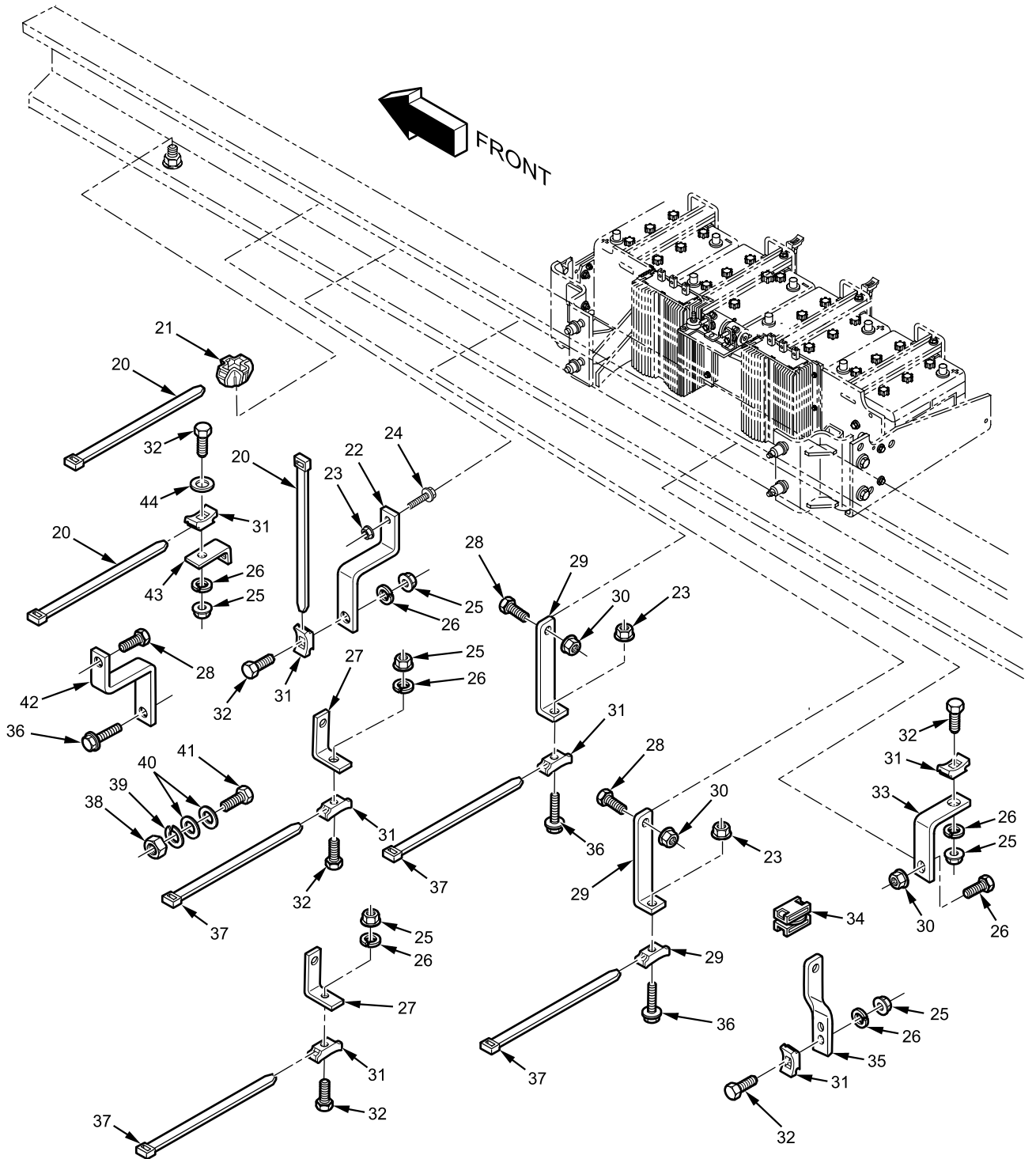


*a Part of item 4
*b Part of item 8

B23P0600107

Figure 77. Battery Box Cables (Sheet 1 of 3).

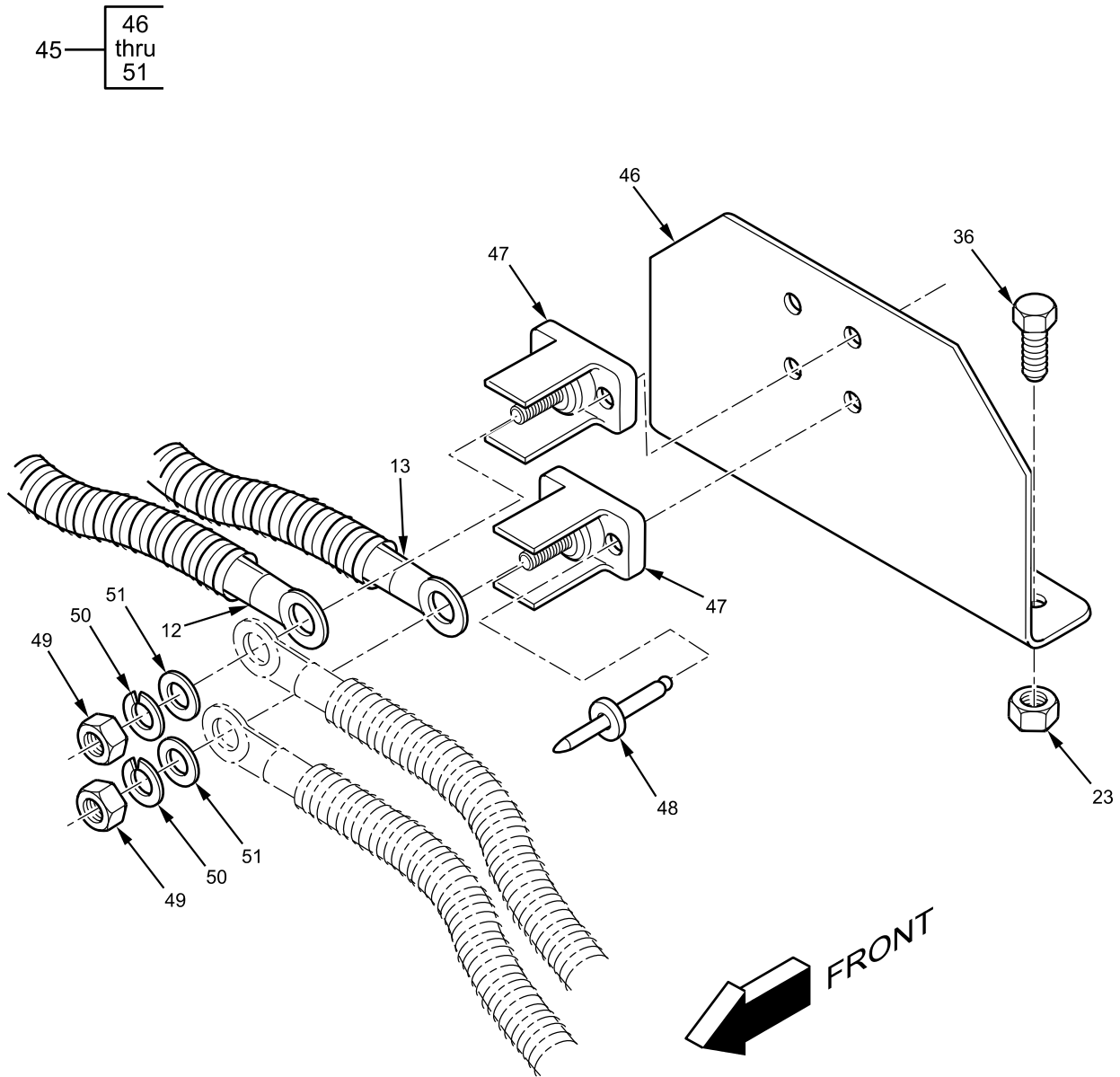
Battery Box Cables - (CONTINUED)



B23P0600236

Battery Box Cables - (CONTINUED)

Figure 77. Battery Box Cables (Sheet 2 of 3).



B23P061200304

Figure 77. Battery Box Cables (Sheet 3 of 3).

Battery Box Cables - (CONTINUED)

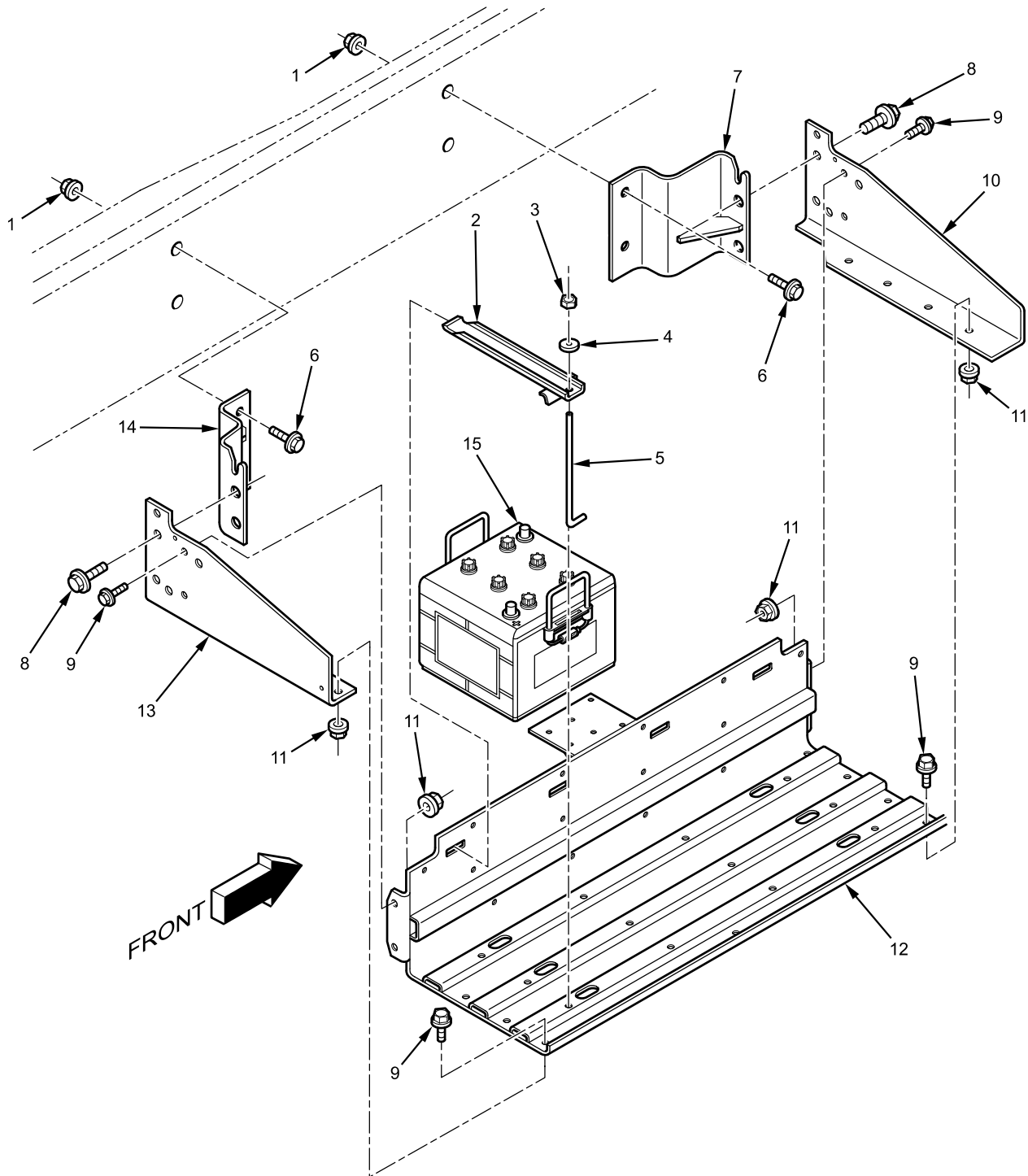
(1) ITEM NO.	(2) SMR CODE	(3) NSN	(4) CAGEC	(5) PART NUMBER	(6) DESCRIPTION AND USABLE ON CODE (UOC)	(7) QTY
					GROUP 0612 BATTERIES, STORAGE FIGURE 77 Battery Box Cables	
1	PAFZZ		338X5	60365H	BOLT 3/8 - 16 X 1 IN.	1
2	PAFZZ	5310-01-065-2596	0Y3H3	33115	WASHER, FLAT 3/8-IN.	1
3	PAFZZ		338X5	3712157C1	CABLE, NEGATIVE.....	1
4	PAFZZ	5340-01-556-6346	338X5	3819832C91	ADAPTER STUD, NEGATIVE.....	4
5	PAFZZ		338X5	3812159C1	CABLE, NEGATIVE..... TO STARTER	1
6	PAFZZ		338X5	3712160C1	CABLE, NEGATIVE..... TO NATO JUMP START CONNECTOR STUD	1
7	PAFZZ		338X5	3712162C1	CABLE, POSITIVE.....	3
8	PAFZZ	4730-01-556-6345	338X5	3819831C91	BATTERY INTERCONNECT ADAPTER STUD, POSITIVE.....	4
9	PAFZZ		338X5	3712163C1	CABLE, POSITIVE.....	1
10	PAFZZ	6150-01-556-6351	338X5	3819839C92	TO STARTER HARNESS, INSTRUMENT PANEL FEED	1
11	PAFZZ	6150-01-556-6348	338X5	3819834C91	CABLE ASSEMBLY, BATTERY.....	1
12	PAFZZ	5995-01-556-6425	338X5	3820559C91	NEGATIVE HARNESS, CABLE WINCH.....	1
13	PAFZZ	6150-01-556-6427	338X5	3820637C92	POSITIVE HARNESS, CABLE WINCH.....	1
14	PAFZZ		338X5	3712158C1	NEGATIVE CABLE, NEGATIVE.....	2
15	PAFZZ	6150-01-556-6303	338X5	3673790C92	CABLE ASSEMBLY, BATTERY.....	1
16	PAFZZ	6150-01-556-4760	338X5	3819666C91	ECM AND TCM POWER CABLE, NEGATIVE.....	1
17	PAFZZ	6150-01-556-4759	338X5	3819651C91	BATTERY INTERCONNECT CABLE ASSEMBLY, BATTERY.....	1
18	PAFZZ	5920-01-123-5211	KH053	M1097	WITH FUSE HOLDER FUSE, BLADE TYPE	1
19	PAFZZ	5920-01-512-9897	338X5	3504540C1	10-AMP FUSE, BLADE TYPE	1
20	PAFZZ	5340-01-189-8297	338X5	306132C1	40-AMP STRAP, CABLE LOCK	6
21	PAFZZ	3990-01-556-6057	56501	XMNY-625-0-D	FASTENER, TIE DOWN	2
22	PAFZZ	5340-01-556-6554	338X5	432736C2	CLIP, EXTENSION	2
23	PAFZZ	5310-01-512-6135	338X5	30754R1	NUT, HEX FLANGE	6
					M10 - 1.5	

Battery Box Cables - (CONTINUED)

(1) ITEM NO.	(2) SMR CODE	(3) NSN	(4) CAGEC	(5) PART NUMBER	(6) DESCRIPTION AND USABLE ON CODE (UOC)	(7) QTY
24	PAFZZ		338X5	30849R1	BOLT, FLANGE	2
					M10 - 1.5 X 35 MM	
25	PAFZZ	5310-01-242-0406	338X5	25519R1	NUT, HEXAGON	11
					1/4 - 20 TPI.	
26	PAFZZ	5310-01-244-8945	338X5	120380 AS	WASHER, LOCK	11
27	PAFZZ	5340-01-556-6577	338X5	466369C1	CLIP, EXTENSION	2
28	PAFZZ	5306-01-512-1578	0Y3H3	0161895	BOLT, FLANGE HEAD	4
					M12 - 1.75 X 35 MM	
29	PAFZZ		338X5	588110C1	CLIP, EXTENSION	2
30	PAFZZ	5310-01-512-6136	0Y3H3	0162319	NUT, HEX FLANGE	4
					M12 - 1.75	
31	PAFZZ	2590-01-513-4462	53421	LKCSF1-0	SADDLE, CLAMP	11
32	PAFZZ	5306-01-242-1078	338X5	25483R1	BOLT	11
					1/4 - 20 X 1 IN.	
33	PAFZZ	5340-01-556-5860	338X5	318721C1	CLIP, EXTENSION	2
34	PAFZZ	5975-01-556-6071	338X5	3554554C1	SWIVEL, DUAL SADDLE	2
35	PAFZZ	2590-01-556-7062	338X5	3535174C1	CLIP, EXTENSION	1
36	PAFZZ	5306-01-512-1521	338X5	30665R2	BOLT, FLANGE HEAD	5
					M10 - 1.5 X 30 MM	
37	PAFZZ	5340-01-513-4607	338X5	3516934C1	STRAP, CABLE LOCK	26
38	PAFZZ	5310-01-556-6455	0Y3H3	36105	NUT, PLAIN, HEX	1
					3/8 - 16 TPI.	
39	PAFZZ	5310-01-556-4486	338X5	120382	WASHER, LOCK	1
					3/8-IN.	
40	PAFZZ	5310-01-584-3539	338X5	25724R1	WASHER, FLAT	2
					3/8-IN.	
41	PAFZZ	5306-01-556-6555	338X5	433971C1	BOLT, MACHINE	1
					3/8 - 16 X 1-3/4 IN.	
42	PAFZZ	5340-01-556-6789	338X5	795529C1	CLIP, EXTENSION	1
43	PAFZZ	5340-01-556-5989	338X5	3545562C1	CLIP, EXTENSION	1
44	PAFZZ	5310-01-065-2596	338X5	120394	WASHER, FLAT	1
					3/8-IN.	
45	PAFFF	5340-01-556-6430	338X5	3820709C91	SUPPORT ASSEMBLY, BRACKET	1
46	PAFZZ	5340-01-556-4744	338X5	3819355C1	. BRACKET, JUNCTION BLOCK, WINCH.....	1
47	PAFZZ	2590-01-556-4865	338X5	ZZBQ23020	. BLOCK, JUNCTION	2
48	PAFZZ	5320-01-512-9947	338X5	2040956C1	. RIVET, BLIND	4
					3/16-IN.	
49	PAFZZ	5310-01-556-4509	0Y3H3	167670	. NUT	2
					3/8 - 16 TPI.	
50	PAFZZ	5310-01-556-4486	338X5	120382	. WASHER, LOCK	2
					3/8-IN.	
51	PAFZZ	5310-01-065-2596	0Y3H3	33115	. WASHER, FLAT	2
					3/8-IN.	
					END OF FIGURE	

FIELD MAINTENANCE
BATTERY BOX HARDWARE

Battery Box Hardware - (CONTINUED)



B23P0600049

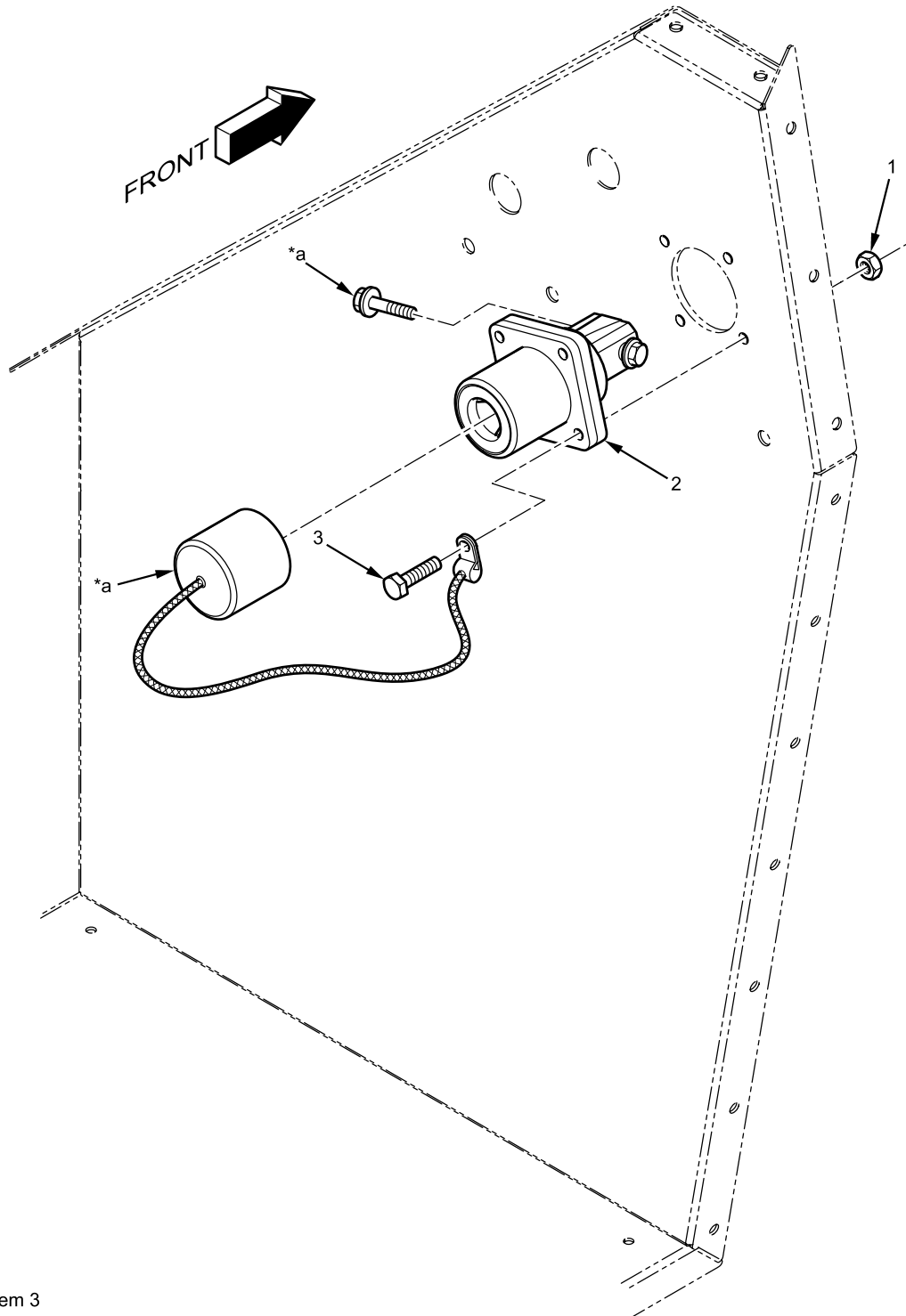
Figure 78. Battery Box Hardware.

Battery Box Hardware - (CONTINUED)

(1) ITEM NO.	(2) SMR CODE	(3) NSN	(4) CAGEC	(5) PART NUMBER	(6) DESCRIPTION AND USABLE ON CODE (UOC)	(7) QTY
					GROUP 0612 BATTERIES, STORAGE FIGURE 78 Battery Box Hardware.	
1	PAFZZ	5310-01-186-4361	338X5	414089C1	NUT, FLANGE LOCK..... 5/8 - 18 TPI.	4
2	PAFZZ	6160-01-556-6353	338X5	3819852C2	CLAMP, BATTERY HOLD DOWN.....	4
3	PAFZZ	5310-01-557-0708	0Y3H3	90681	NUT, HEX..... M8 - 1.25	4
4	PAFZZ	5310-01-283-7623	338X5	25708R1	WASHER, FLAT..... 5/16-IN.	4
5	PAFZZ	5306-01-556-6089	338X5	3557576C2	BOLT, BATTERY HOLD DOWN.....	4
6	PAFZZ	5306-01-282-2633	338X5	414078C1	M8 - 1.25 BOLT, MACHINE.....	4
7	PAFZZ	3950-01-556-7031	338X5	3819750C2	5/8 - 18 X 2 IN. SUPPORT, BATTERY BOX FRONT....	1
8	PAFZZ	5306-01-556-6517	338X5	40236R1	BOLT..... M16 - 2.0 X 40 MM	4
9	PAFZZ	5306-01-556-4916	0Y3H3	0161888	BOLT, MACHINE..... M10 - 1.5 X 25 MM	12
10	PAFZZ	2510-01-556-4768	338X5	3819740C2	SUPPORT, BATTERY BOX, RIGHT....	1
11	PAFZZ	5310-01-512-6151	338X5	3535556C1	NUT, HEX FLANGE..... M10 - 1.5	12
12	PAFZZ	6160-01-556-4766	338X5	3819698C2	TRAY, BATTERY.....	1
13	PAFZZ	2510-01-556-4767	338X5	3819739C2	SUPPORT, BATTERY BOX, LEFT.....	1
14	PAFZZ	5340-01-556-4769	338X5	3819749C3	SUPPORT, BATTERY BOX REAR.....	1
15	PAFZZ	6140-01-446-9506	19207	6TMF/TYPEII	BATTERY, STORAGE..... END OF FIGURE	4

FIELD MAINTENANCE
NATO JUMP START CONNECTOR

NATO Jump Start Connector - (CONTINUED)



*a Part of item 3

B23P0600247

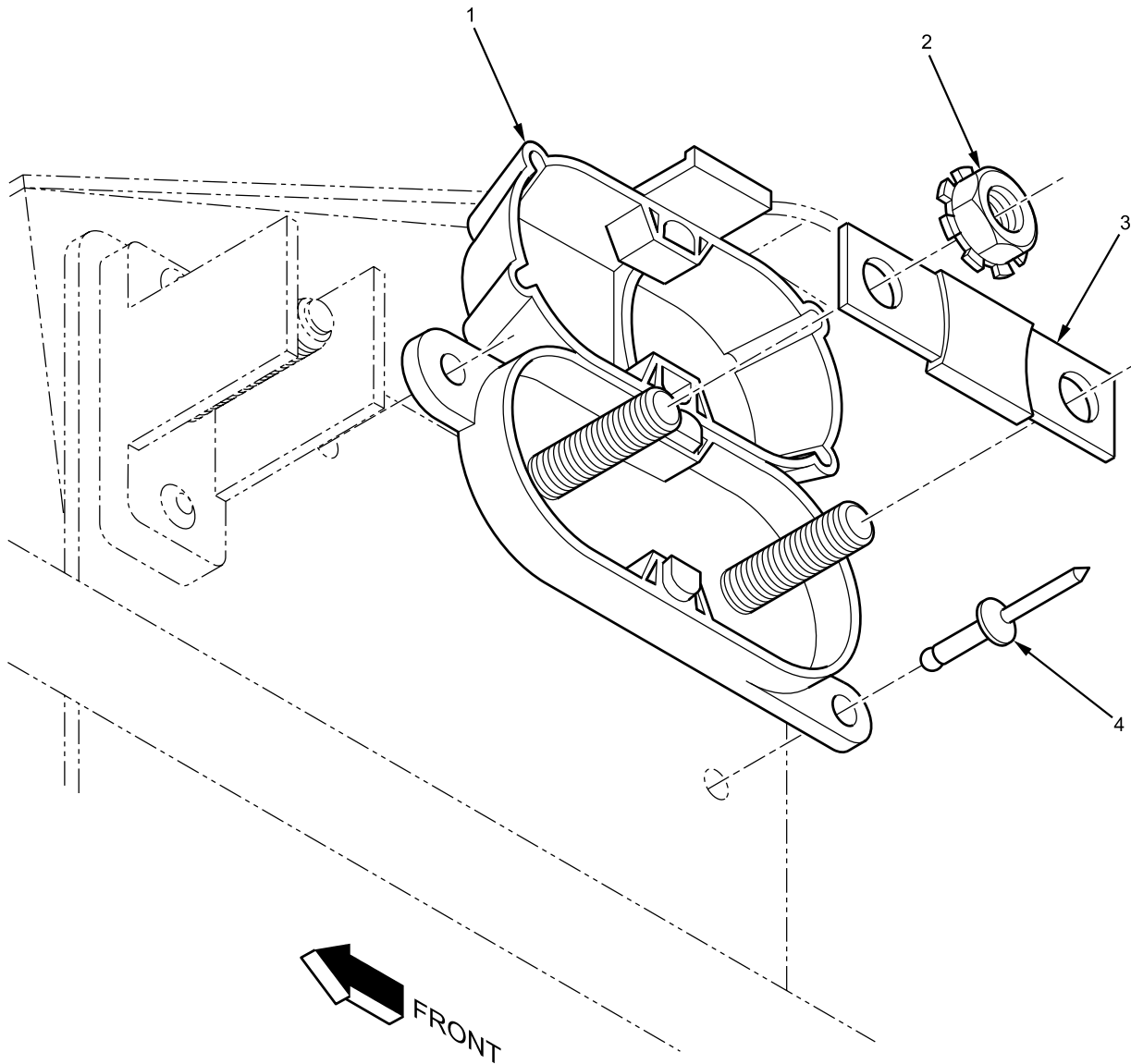
Figure 79. NATO Jump Start Connector.

NATO Jump Start Connector - (CONTINUED)

(1) ITEM NO.	(2) SMR CODE	(3) NSN	(4) CAGEC	(5) PART NUMBER	(6) DESCRIPTION AND USABLE ON CODE (UOC)	(7) QTY
					GROUP 0613 HULL OR CHASSIS WIRING HARNESS FIGURE 79 NATO Jump Start Connector.	
1	PAFZZ		338X5	3601546C1	NUT	4
2	PAFZZ	4730-01-556-5795	13445	ABORD954	M5 - 0.8, NYLON INSERT CONNECTOR, NATO JUMP START ...	1
3	PAFZZ	5305-01-567-0280	338X5	30290R1	SCREW, MACHINE	4
					M5 - 0.8 X 20 MM END OF FIGURE	

FIELD MAINTENANCE
UNDERHOOD FUSE HOLDER

Underhood Fuse Holder - (CONTINUED)



B23P061300278

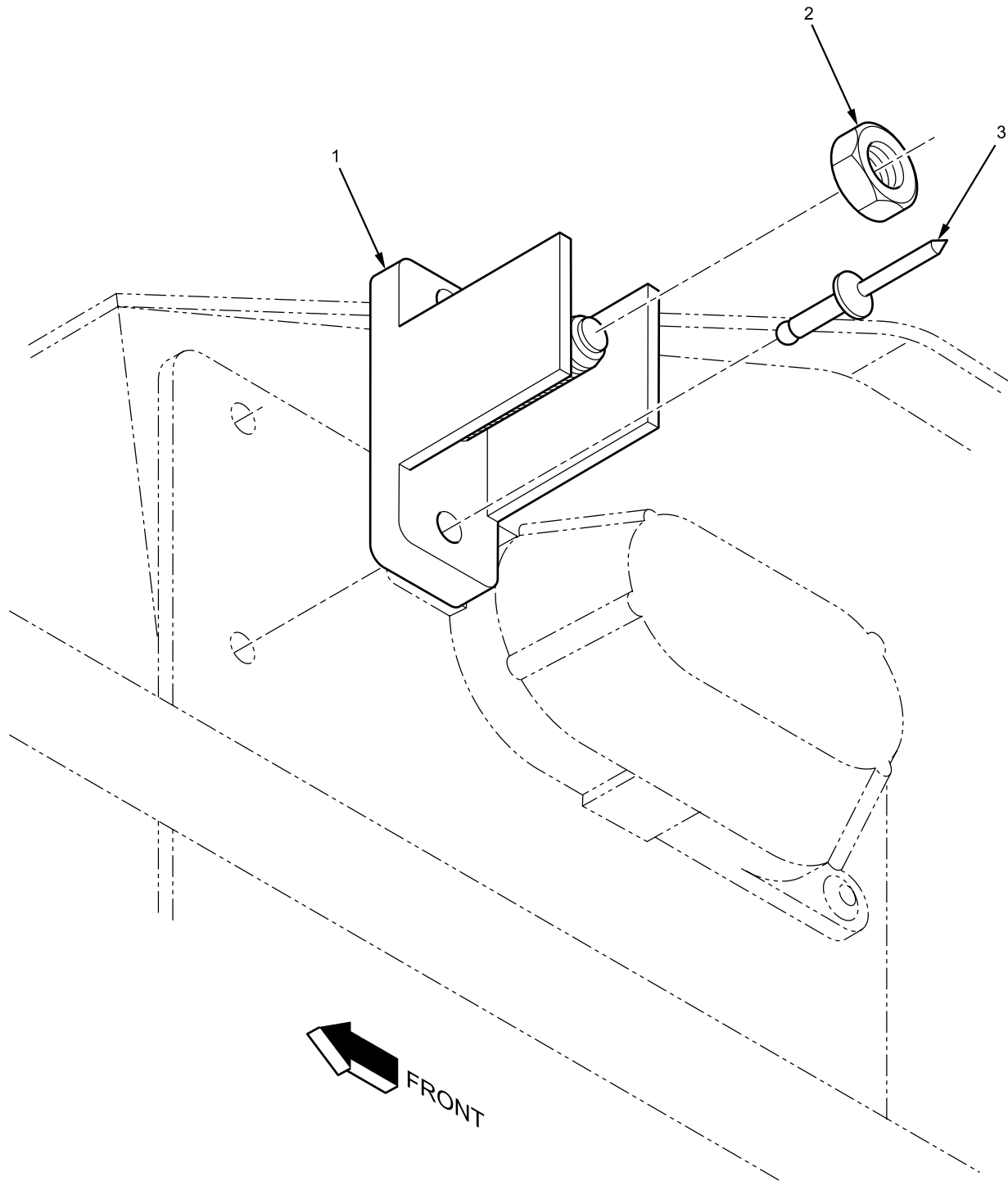
Figure 80. Underhood Fuse Holder.

Underhood Fuse Holder - (CONTINUED)

(1) ITEM NO.	(2) SMR CODE	(3) NSN	(4) CAGEC	(5) PART NUMBER	(6) DESCRIPTION AND USABLE ON CODE (UOC)	(7) QTY
					GROUP 0613 HULL OR CHASSIS WIRING HARNESS FIGURE 80 Underhood Fuse Holder.	
1	PAFZZ	5920-01-556-6192	005K5	FMG-101	HOLDER, MEGAFUSE	1
2	PAFZZ	5310-01-556-6230	338X5	3606527C1	NUT, HEX.....	2
3	PAFZZ	5920-01-512-9895	338X5	3500131C2	EXTERNAL TOOTH LOCK, M8 - 1.25 FUSE, MEGA	1
4	PAFZZ	5320-01-512-9947	338X5	2040956C1	100 AMP RIVET..... BLIND, 3/16-IN. END OF FIGURE	2

FIELD MAINTENANCE
UNDERHOOD 24V JUNCTION BLOCK

Underhood 24V Junction Block - (CONTINUED)



B23P061300279

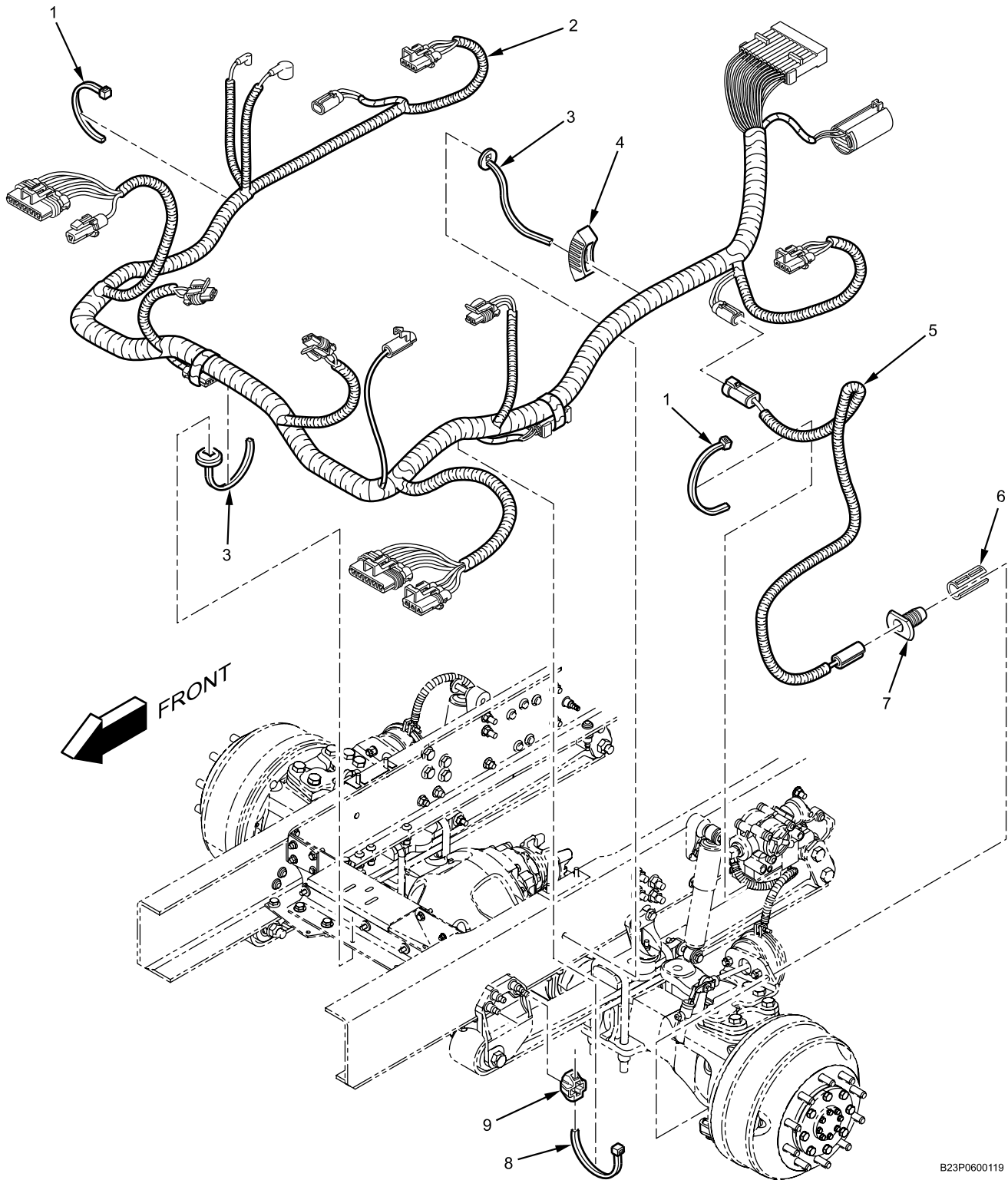
Figure 81. Underhood 24V Junction Block.

Underhood 24V Junction Block - (CONTINUED)

(1) ITEM NO.	(2) SMR CODE	(3) NSN	(4) CAGEC	(5) PART NUMBER	(6) DESCRIPTION AND USABLE ON CODE (UOC)	(7) QTY
					GROUP 0613 HULL OR CHASSIS WIRING HARNESS FIGURE 81 Underhood 24V Junction Block.	
1	PAFZZ	2590-01-556-4865	338X5	ZZBQ23020	BLOCK, JUNCTION.....	1
2	PAFZZ	5310-01-078-7804	338X5	25522R1	NUT, HEX.....	1
3	PAFZZ	5320-01-512-9947	338X5	2040956C1	3/8 - 16 TPI. RIVET, BLIND	2
					3/16-IN. END OF FIGURE	

FIELD MAINTENANCE
FORWARD CHASSIS WIRING HARNESS

Forward Chassis Wiring Harness - (CONTINUED)



B23P0600119

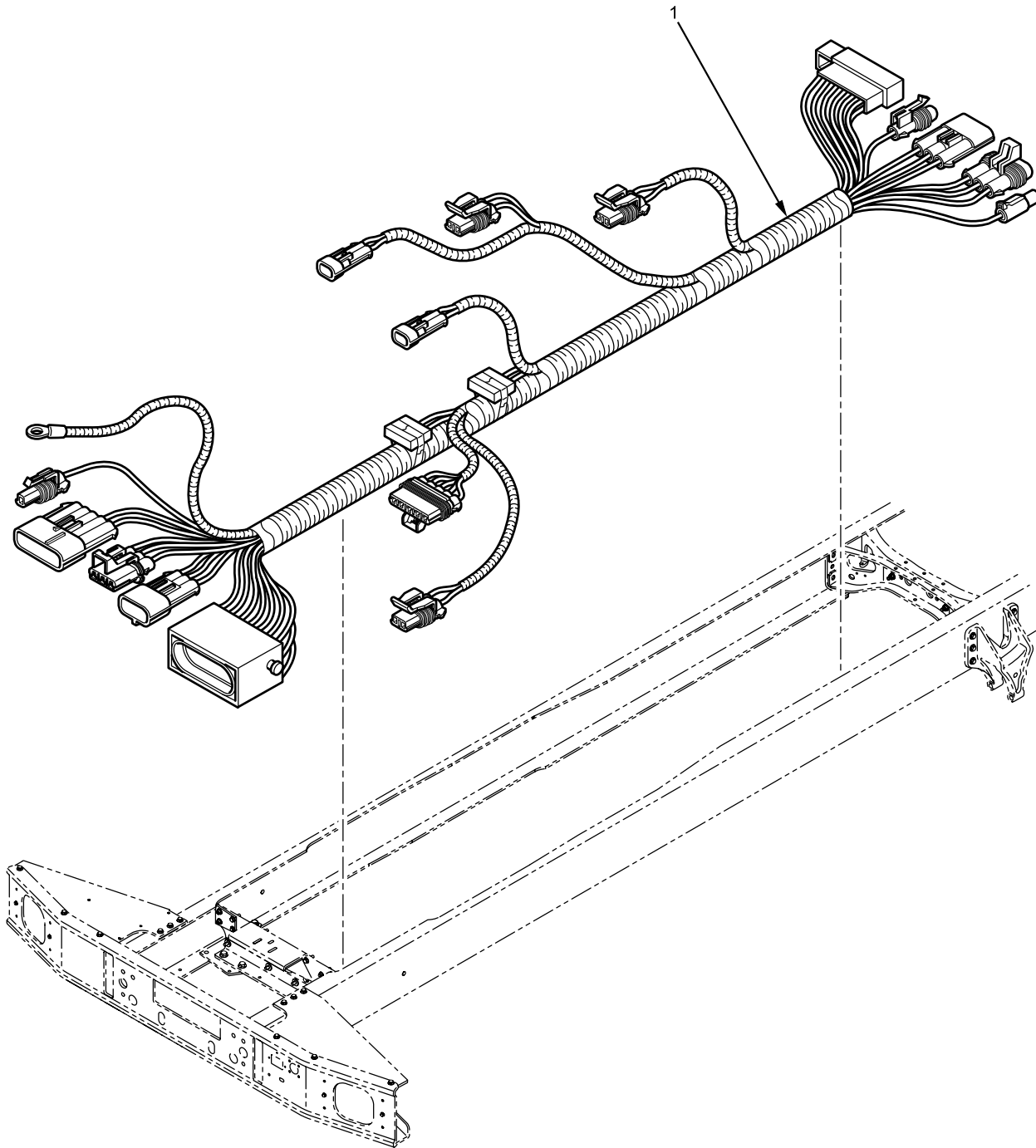
Figure 82. Forward Chassis Wiring Harness.

Forward Chassis Wiring Harness - (CONTINUED)

(1) ITEM NO.	(2) SMR CODE	(3) NSN	(4) CAGEC	(5) PART NUMBER	(6) DESCRIPTION AND USABLE ON CODE (UOC)	(7) QTY
					GROUP 0613 HULL OR CHASSIS WIRING HARNESS FIGURE 82 Forward Chassis Wiring Harness.	
1	PAFZZ	5340-01-189-8297	338X5	306132C1	STRAP, CABLE LOCK	10
2	PAFZZ	2590-01-555-4978	338X5	3820961C91	HARNESS ASSEMBLY, FORWARD CHASSIS	1
3	PAFZZ	5340-01-556-5977	53421	BT120LD	STRAP, CABLE LOCK	4
4	PAFZZ	5975-01-556-5945	338X5	3536111C1	GUIDE, HOSE AND CABLE	2
5	PAFZZ	2530-01-556-4787	06853	801553 AS	TRANSMITTER, SPEED SENSOR	2
6	PAFZZ	5340-01-556-4785	06853	801534	RETAINER, WHEEL SPEED SENSOR	2
7	PCFZZ	5325-01-556-5960	338X5	3541353C1	GROMMET, AIR LINE	4
8	PAFZZ	5340-00-421-5015	53421	T50R-OHS	STRAP, CABLE LOCK	4
9	PAFZZ	3990-01-556-6057	56501	XMNY-625-0-D	TIE DOWN, CARGO	4
					END OF FIGURE	

FIELD MAINTENANCE
CENTER CHASSIS WIRING HARNESS

Center Chassis Wiring Harness - (CONTINUED)



B23P0600166

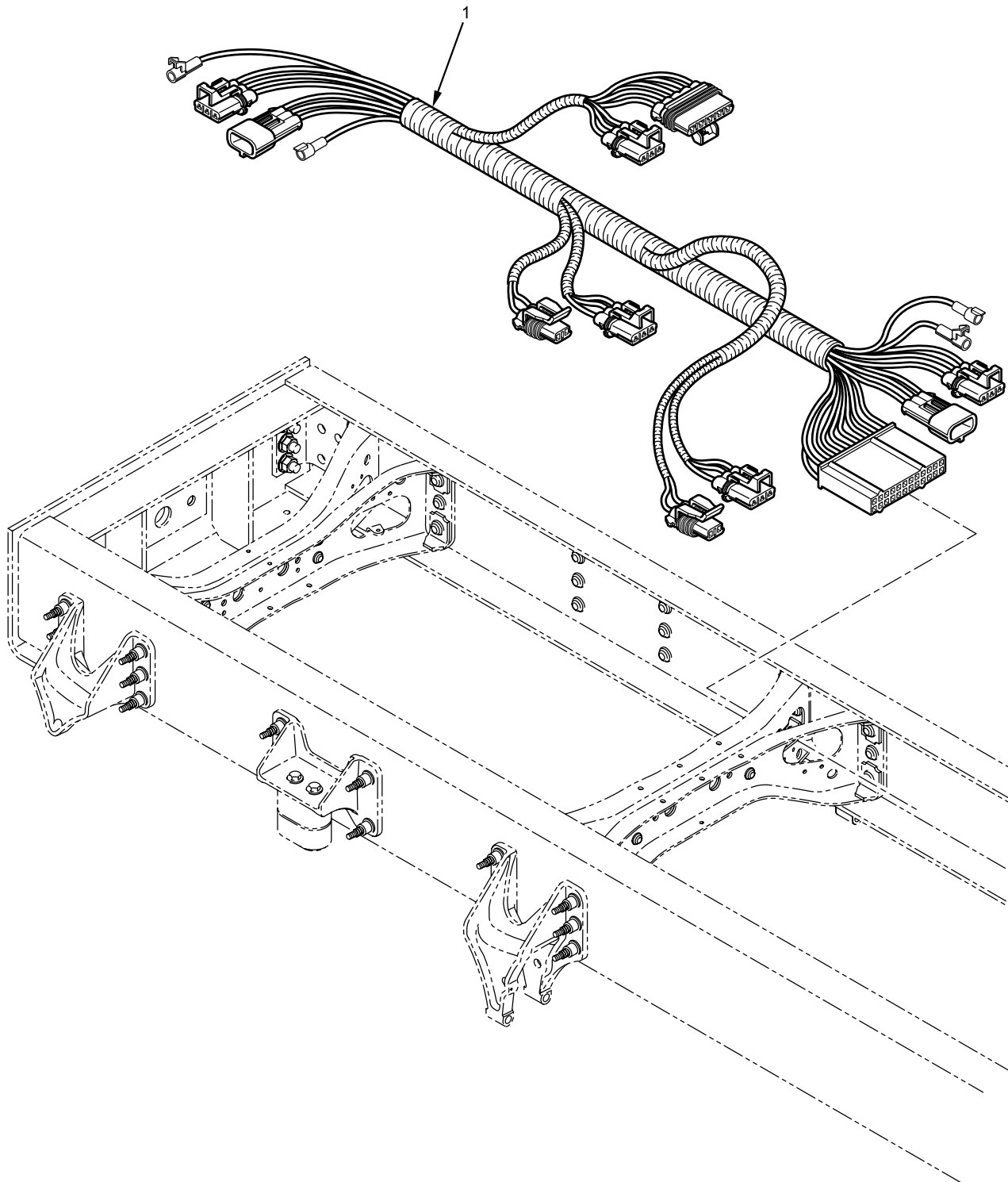
Figure 83. Center Chassis Wiring Harness.

Center Chassis Wiring Harness - (CONTINUED)

(1) ITEM NO.	(2) SMR CODE	(3) NSN	(4) CAGEC	(5) PART NUMBER	(6) DESCRIPTION AND USABLE ON CODE (UOC)	(7) QTY
					GROUP 0613 HULL OR CHASSIS WIRING HARNESS FIGURE 83 Center Chassis Wiring Harness.	
1	PAFZZ	6150-01-556-6437	338X5	3820962C91	HARNESS, CHASSIS, CENTER END OF FIGURE	1

FIELD MAINTENANCE
REAR CHASSIS WIRING HARNESS

Rear Chassis Wiring Harness - (CONTINUED)



B23P0600161

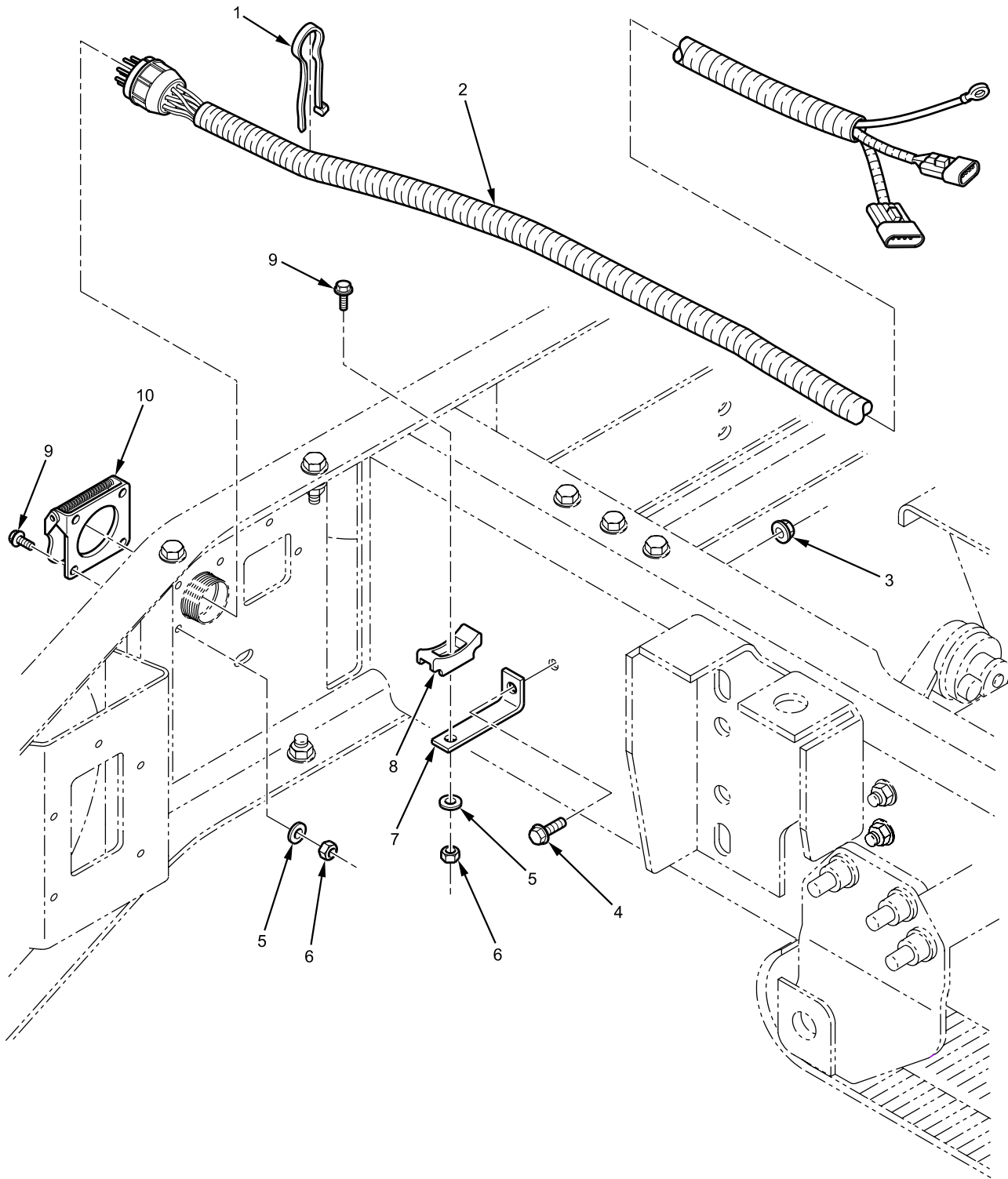
Figure 84. Rear Chassis Wiring Harness.

Rear Chassis Wiring Harness - (CONTINUED)

(1) ITEM NO.	(2) SMR CODE	(3) NSN	(4) CAGEC	(5) PART NUMBER	(6) DESCRIPTION AND USABLE ON CODE (UOC)	(7) QTY
					GROUP 0613 HULL OR CHASSIS WIRING HARNESS FIGURE 84 Rear Chassis Wiring Harness.	
1	PAFZZ	6150-01-555-4981	338X5	3820964C91	HARNESS, CHASSIS, REAR..... END OF FIGURE	1

FIELD MAINTENANCE
FRONT TRAILER HARNESS

Front Trailer Harness - (CONTINUED)



B23P0600116

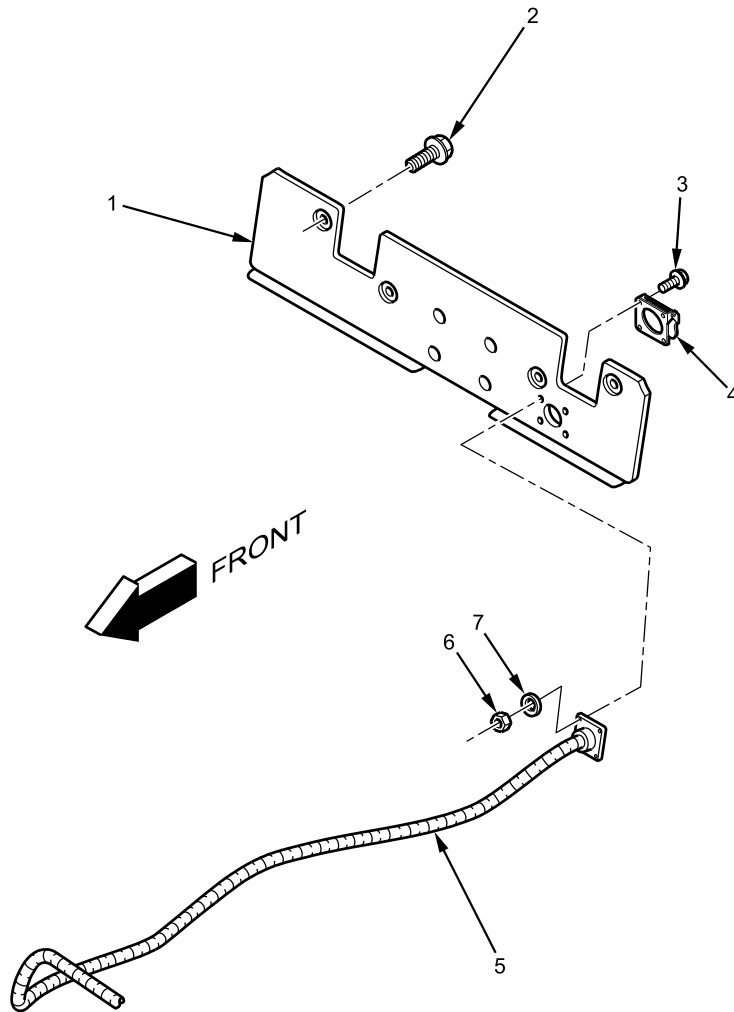
Figure 85. Front Trailer Harness.

Front Trailer Harness - (CONTINUED)

(1) ITEM NO.	(2) SMR CODE	(3) NSN	(4) CAGEC	(5) PART NUMBER	(6) DESCRIPTION AND USABLE ON CODE (UOC)	(7) QTY
					GROUP 0613 HULL OR CHASSIS WIRING HARNESS FIGURE 85 Front Trailer Harness.	
1	PAFZZ	5340-01-189-8297	338X5	306132C1	STRAP, CABLE LOCK	5
2	PAFZZ	6150-01-556-6307	338X5	3673938C91	HARNESS, FRONT TRAILER	1
3	PAFZZ	5310-01-512-6135	338X5	30754R1	NUT, PLAIN, HEX	1
					M10 - 1.5	
4	PAFZZ	5306-01-512-1593	338X5	30849R2	BOLT, FLANGE HEAD	1
					M10 - 1.5 X 35 MM	
5	PAFZZ	5310-00-582-5965	338X5	120380	WASHER, LOCK	5
					1/4-IN.	
6	PAFZZ	5310-01-242-0406	338X5	25519R1	NUT, PLAIN, HEX	5
					1/4 - 20 TPI.	
7	PAFZZ	5340-01-568-6352	338X5	3822041C1	CLIP, EXTENSION.....	1
8	PAFZZ	2590-01-513-4462	53421	LKCSF1-0	SADDLE, CLAMP	1
9	PAFZZ	5306-01-242-1078	338X5	25483R1	BOLT.....	5
					1/4 - 20 X 1 IN.	
10	PAFZZ	5935-00-773-1428	19207	7731428	COVER, SOCKET	1
					END OF FIGURE	

FIELD MAINTENANCE
REAR TRAILER HARNESS

Rear Trailer Harness - (CONTINUED)



B23P061300299

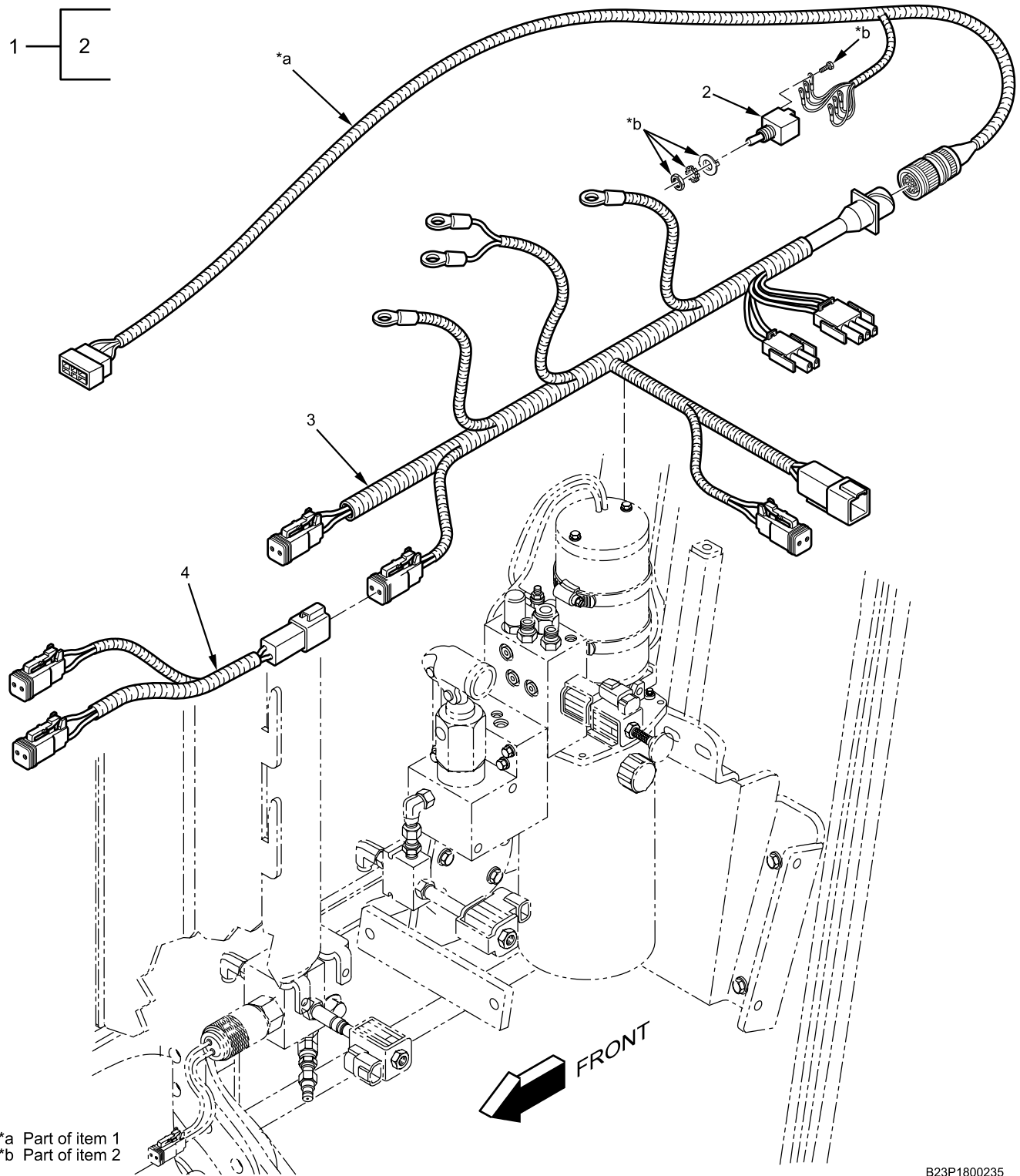
Figure 86. Rear Trailer Harness.

Rear Trailer Harness - (CONTINUED)

(1) ITEM NO.	(2) SMR CODE	(3) NSN	(4) CAGEC	(5) PART NUMBER	(6) DESCRIPTION AND USABLE ON CODE (UOC)	(7) QTY
					GROUP 0613 HULL OR CHASSIS WIRING HARNESS FIGURE 86 Rear Trailer Harness.	
1	PAFZZ	2510-01-556-5797	338X5	3113137C1L	PANEL, REAR.....	1
2	PAFZZ		338X5	3676967C1	CLOSEOUT BOLT, FLANGE	4
3	PAFZZ	5306-01-556-6050	0Y3H3	0161876	1/2 - 13 X 2 IN. BOLT, FLANGE	4
4	PAFZZ	5935-00-773-1428	19207	7731428	M6 - 1.0 X 20 MM COVER, SOCKET.....	1
5	PAFZZ	6150-01-556-5580	338X5	3112807C91L	HARNESS, TRAILER.....	1
6	PAFZZ	5310-01-353-1895	338X5	30208R1	SOCKET, REAR NUT	4
7	PAFZZ	5310-01-556-5513	338X5	30325R1	M6 - 1.0 WASHER.....	4
					M6 END OF FIGURE	

FIELD MAINTENANCE
REAR DOOR RAMP HYDRAULIC SYSTEM WIRING

Rear Door Ramp Hydraulic System Wiring - (CONTINUED)



B23P1800235

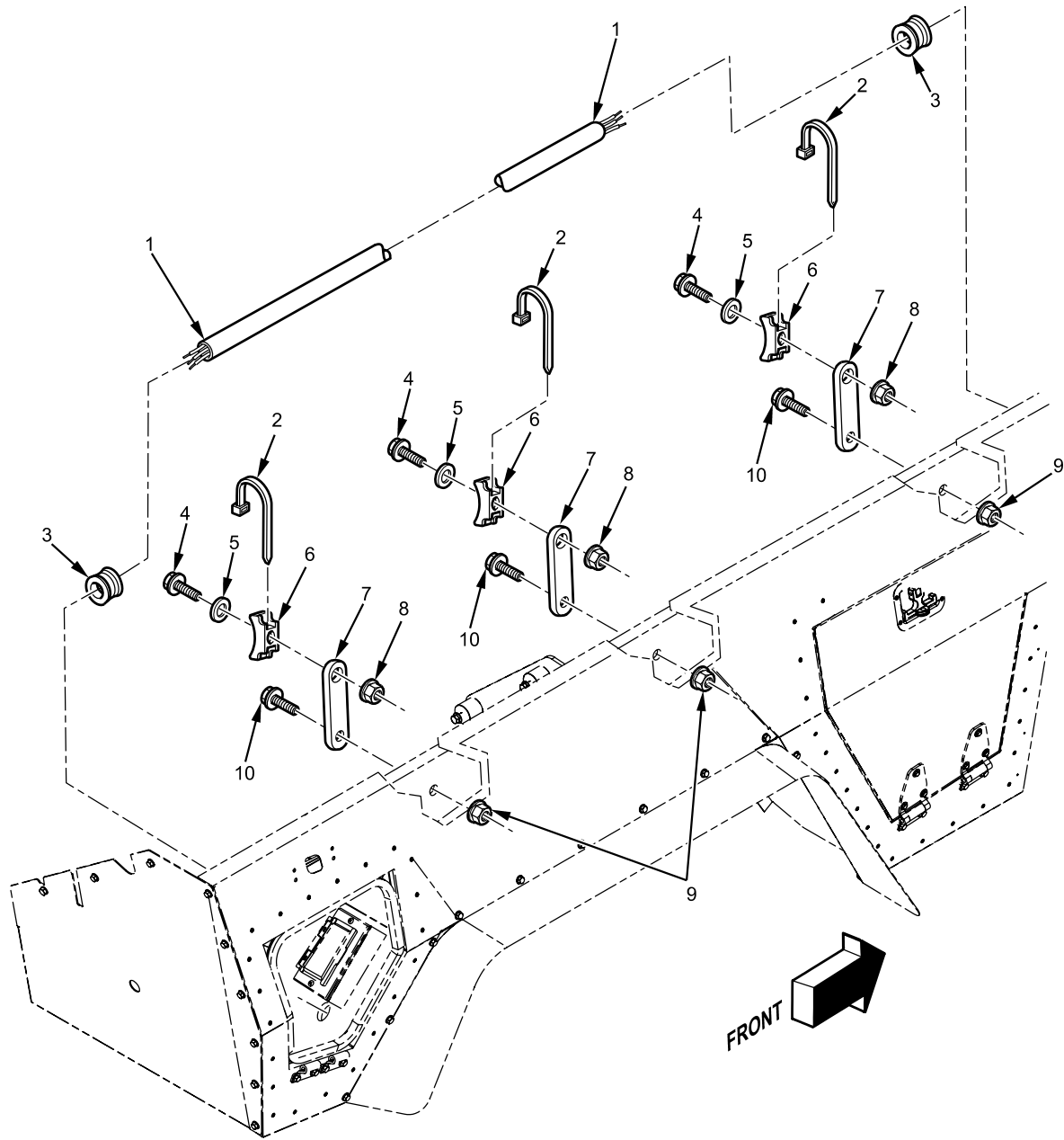
Figure 87. Rear Door Ramp Hydraulic System Wiring.

Rear Door Ramp Hydraulic System Wiring - (CONTINUED)

(1) ITEM NO.	(2) SMR CODE	(3) NSN	(4) CAGEC	(5) PART NUMBER	(6) DESCRIPTION AND USABLE ON CODE (UOC)	(7) QTY
					GROUP 0613 HULL OR CHASSIS WIRING HARNESS FIGURE 87 Rear Door Ramp Hydraulic System Wiring.	
1	PAFFF	6150-01-556-5791	KB522	3113129C91	HARNESS, REAR CONTROL	1
2	PAFZZ	5930-00-820-5303	91929	2TL1-70	SWITCH, TOGGLE	1
3	PAFZZ	6150-01-567-7584	IBT94	H5080114	HARNESS, RAMP CONTROL.....	1
4	PAFZZ	6150-01-568-5817	338X5	3830050C91L	HARNESS, JUMPER	1
					END OF FIGURE	

FIELD MAINTENANCE
110 VOLT OUTLET HARNESS

110 Volt Outlet Harness - (CONTINUED)



B23P061300284

Figure 88. 110 Volt Outlet Harness.

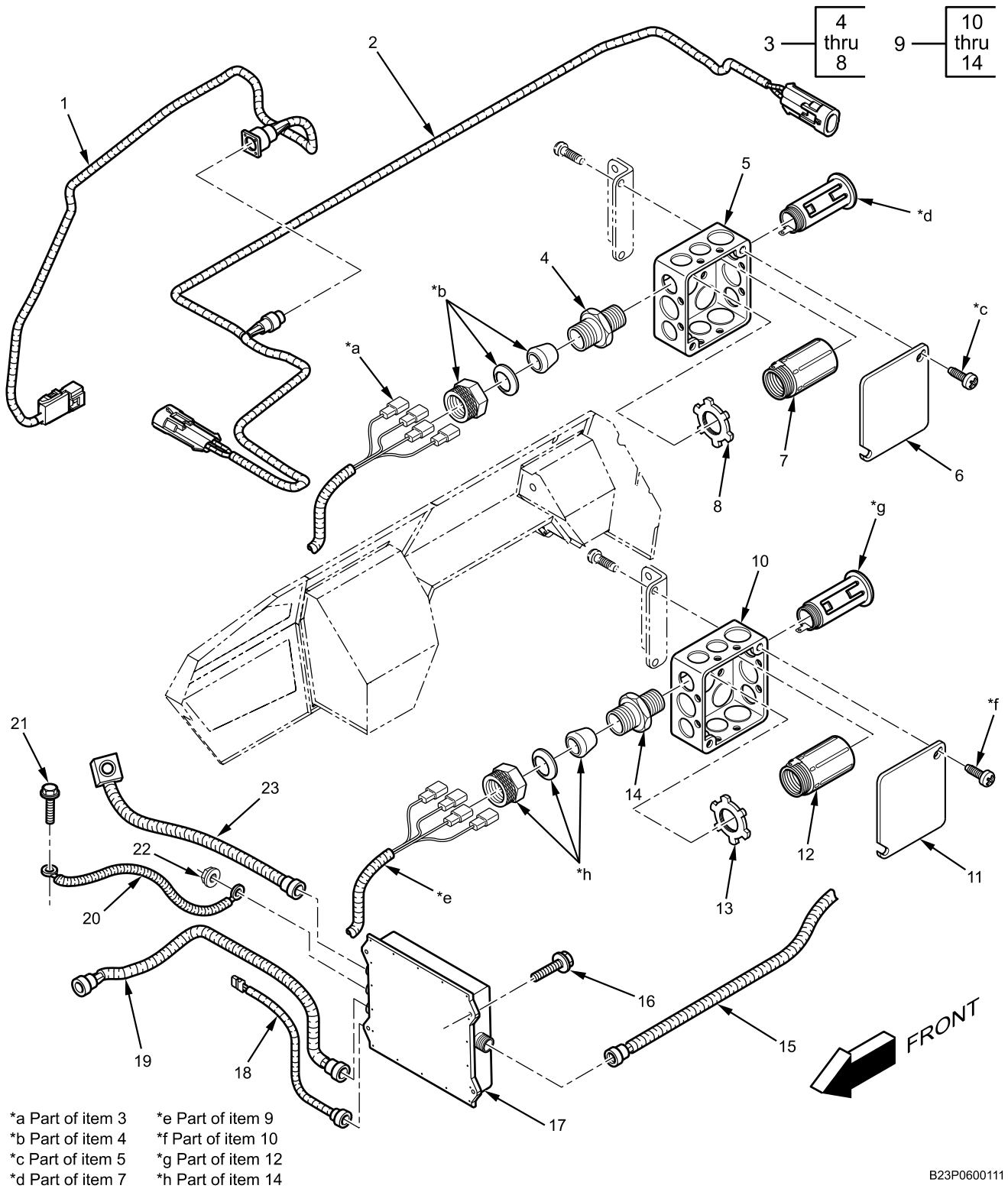
110 Volt Outlet Harness - (CONTINUED)

(1) ITEM NO.	(2) SMR CODE	(3) NSN	(4) CAGEC	(5) PART NUMBER	(6) DESCRIPTION AND USABLE ON CODE (UOC)	(7) QTY
					GROUP 0613 HULL OR CHASSIS WIRING HARNESS FIGURE 88 110 Volt Outlet Harness.	
1	PAFZZ	6150-01-556-5576	1BT94	AS07011	HARNESS, 110 VOLT	1
2	PAFZZ	5340-01-556-6045	338X5	3551709C1	STRAP, CABLE LOCK	3
3	PCFZZ	5325-00-014-4229	24617	144229	GROMMET	2
4	PAFZZ	5306-01-242-1078	338X5	25483R1	BOLT	3
5	PAFZZ	5310-01-361-8386	0Y3H3	33113	1/4 - 20 X 1 IN. WASHER, FLAT	3
6	PAFZZ	2590-01-513-4462	53421	LKCSF1-0	1/4-IN. SADDLE, CLAMP	3
7	PAFZZ		338X5	321887C1	CLIP, EXTENSION	3
8	PAFZZ	5310-01-556-4484	338X5	120375	NUT	3
9	PAFZZ	5310-01-555-4987	338X5	3821116C1	1/4 - 20 TPI. NUT	3
10	PAFZZ	5305-01-555-4991	338X5	3821149C1	1/4 - 20 TPI. BOLT	3
					1/4 - 20 X 3/4 IN. END OF FIGURE	

FIELD MAINTENANCE

BODY ELECTRICAL

Body Electrical - (CONTINUED)



B23P0600111

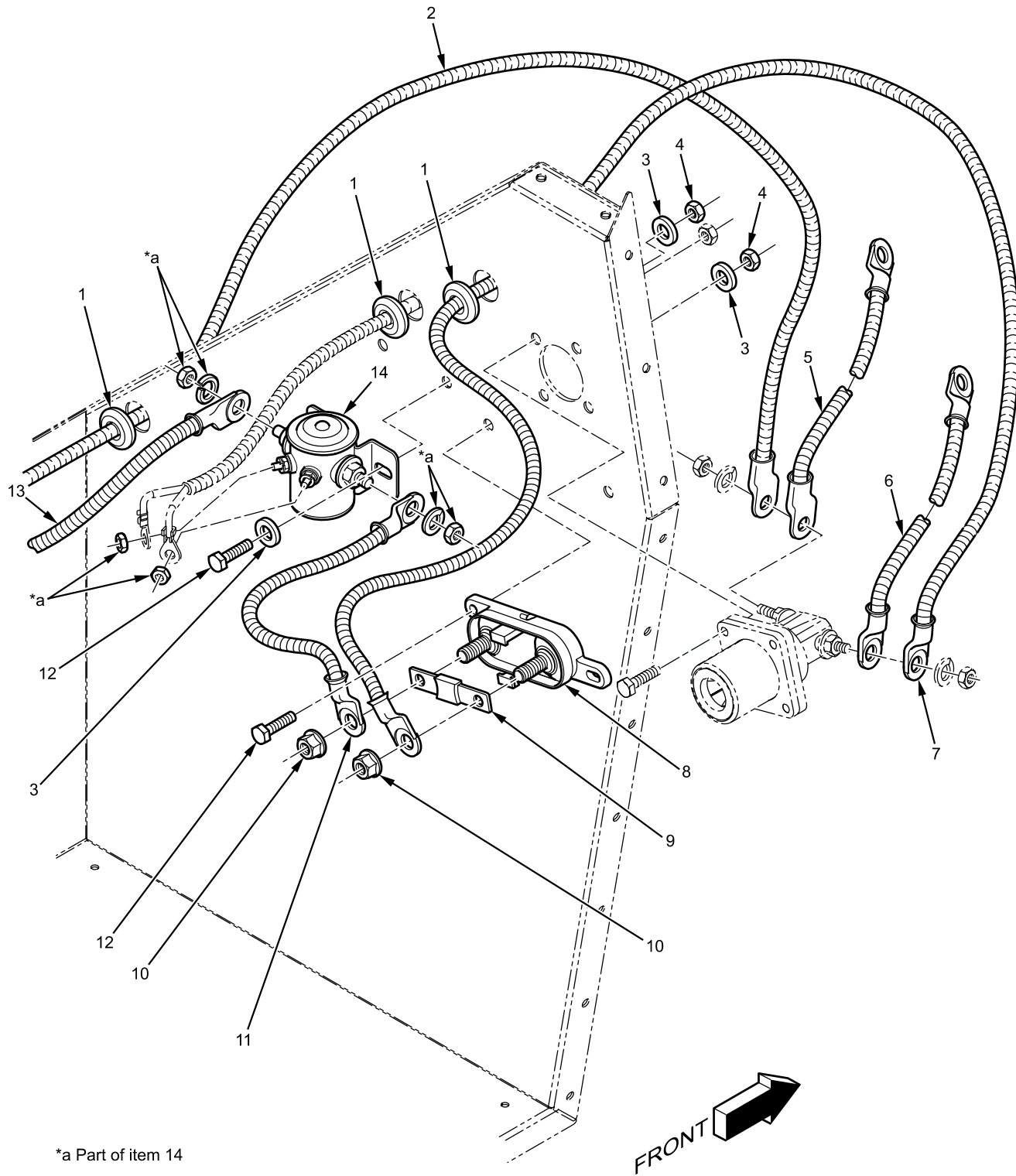
Figure 89. Body Electrical.

Body Electrical - (CONTINUED)

(1) ITEM NO.	(2) SMR CODE	(3) NSN	(4) CAGEC	(5) PART NUMBER	(6) DESCRIPTION AND USABLE ON CODE (UOC)	(7) QTY
					GROUP 0613 HULL OR CHASSIS WIRING HARNESS FIGURE 89 Body Electrical.	
1	PAFZZ	6150-01-556-5586	338X5	3112813C91L	HARNESS, ROOF INSIDE, CLEARANCE	1
2	PAFZZ	5999-01-568-5824	338X5	3113131C91L	HARNESS, ROOF OUTSIDE, CLEARANCE	1
3	PAFFF	6150-01-556-5578	338X5	3112805C91L	HARNESS, SOCKET, 12-VOLT, RIGHT	1
4	PAFZZ		U2075	RSRS-110	. CORD GRIP, ASSEMBLY	1
5	PAFZZ		U2075	52151-1/2-3/4	. BOX, SQUARE STEEL	1
6	PAFZZ	5975-00-281-0056	U2075	52-C-1	. COVER, STEEL	1
7	PAFZZ	5930-01-464-0898	U2075	205415	. SWITCH BASE	1
8	PAFZZ		U2075	LN101-3	. NUT, LOCK	1
9	PAFZZ	6150-01-556-5579	338X5	3112806C91L	HARNESS, SOCKET, 12-VOLT, LEFT.	1
10	PAFZZ		U2075	52151-1/2-3/4	. BOX, SQUARE STEEL	1
11	PAFZZ	5975-00-281-0056	U2075	52-C-1	. COVER, STEEL	1
12	PAFZZ	5930-01-464-0898	U2075	205415	. SWITCH BASE	1
13	PAFZZ		U2075	LN101-3	. NUT, LOCK	1
14	PAFZZ		U2075	RSRS-110	. GRIP ASSEMBLY, CORD	1
15	PAFZZ		1BT94	H5070257	HARNESS, DIGITIZATION RACK	1
16	PAFZZ	5306-01-565-3467	338X5	3821082C1	BOLT, FLANGE	4
					5/16 - 18 X 5/8 IN.	
17	PAFZZ	6110-01-564-1329	338X5	3113962C91L	BOX, CIRCUIT BREAKER POWER DISTRIBUTION PANEL	1
18	PAFZZ	6150-01-556-5785	338X5	3113121C91L	HARNESS, IP FEED, 24-VOLT	1
19	PAFZZ	6150-01-556-5595	338X5	3112823C91L	HARNESS, 24-VOLT	1
20	PAFZZ	6150-01-556-5596	338X5	3112827C91	CABLE, GROUND	1
21	PAFZZ	5306-01-556-4638	0Y3H3	19918	BOLT, FLANGE	1
					5/16 - 18 X 1 IN.	
22	PAFZZ	5310-01-578-5795	338X5	3820295C2	NUT, FLANGE	1
					3/8 - 16 TPI.	
23	PAFZZ	6150-01-568-5803	338X5	3826853C91L	WIRING HARNESS	1
					END OF FIGURE	

FIELD MAINTENANCE
INVERTER CABLES AND DISCONNECT

Inverter Cables And Disconnect - (CONTINUED)



*a Part of item 14

B23P0600114

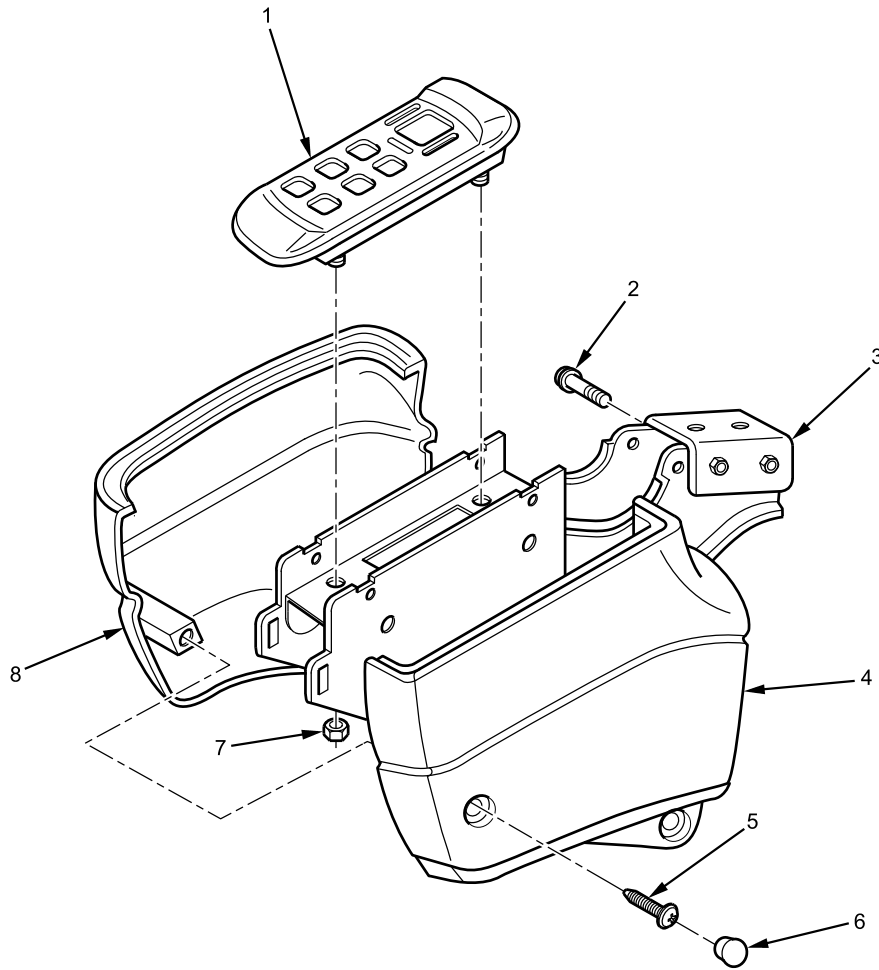
Figure 90. Inverter Cables And Disconnect.

Inverter Cables And Disconnect - (CONTINUED)

(1) ITEM NO.	(2) SMR CODE	(3) NSN	(4) CAGEC	(5) PART NUMBER	(6) DESCRIPTION AND USABLE ON CODE (UOC)	(7) QTY
					GROUP 0618 TURRET TERMINAL AND JUNCTION BOXES AND SWITCHES FIGURE 90 Inverter Cables And Disconnect.	
1	PCFZZ	5325-01-568-7313	338X5	120408	GROMMET	3
2	PAFZZ	6150-01-563-3222	338X5	3825548C91L	HARNESS, INVERTER NEGATIVE	1
3	PAFZZ	5310-01-361-8386	338X5	25707R1	WASHER, FLAT	4
					1/4-IN.	
4	PAFZZ	5310-01-556-4484	338X5	120375	NUT, PLAIN	4
					1/4 - 20 TPI.	
5	PAFZZ	6145-01-556-5598	338X5	R4X6831220	CABLE, NEGATIVE, NATO JUMP START	1
6	PAFZZ	6150-01-556-5597	338X5	K4X6611370	CABLE, POSITIVE, NATO JUMP START	1
7	PAFZZ	6150-01-556-5590	338X5	3112818C1L	CABLE, INVERTER FUSE	1
8	PAFZZ	5920-01-556-6192	005K5	FMG-101	HOLDER, MEGAFUSE	1
9	PAFZZ	5920-01-556-5878	75915	0298150	MEGAFUSE, 150A	1
10	PAFZZ	5310-01-512-6164	338X5	3544379C1	NUT, HEX FLANGE	2
					M8 - 1.25	
11	PAFZZ	6150-01-556-5591	338X5	3112819C1L	CABLE, INVERTER	1
12	PAFZZ	5306-01-242-1078	338X5	25483R1	BOLT, MACHINE	4
					1/4 - 20 X 1 IN.	
13	PAFZZ	6510-01-556-5592	338X5	3825549C91L	HARNESS, INVERTER POSITIVE	1
14	PAFZZ	6160-01-556-6209	13345	24143	SWITCH, BATTERY	1
					DISCONNECT, SOLENOID END OF FIGURE	

FIELD MAINTENANCE
DRIVER SHIFT CONTROL

Driver Shift Control - (CONTINUED)



B23P0700034

Figure 91. Driver Shift Control.

Driver Shift Control - (CONTINUED)

(1) ITEM NO.	(2) SMR CODE	(3) NSN	(4) CAGEC	(5) PART NUMBER	(6) DESCRIPTION AND USABLE ON CODE (UOC)	(7) QTY
					GROUP 0705 GEAR SHIFT, VACUUM BOOSTER AND CONTROLS FIGURE 91 Driver Shift Control.	
1	PAFZZ	2520-01-555-4960	73342	AS08-417	CONTROL, SHIFT	1
2	PAFZZ	5306-01-556-5547	338X5	31060R1	BOLT, MACHINE	2
					M8 - 1.25 X 70 MM	
3	PAFZZ	5998-01-566-6368	338X5	2596176C1	FRAME ASSEMBLY, CONTROL SUPPORT.....	1
4	PAFZZ	2510-01-556-5996	1V6F3	16866895	SHROUD, SHIFT RH	1
5	PAFZZ	5305-01-512-4380	6W608	2W1279837	SCREW, TAPPING.....	2
					M4.2 - 1.4 X 30 MM	
6	PAFZZ	5340-01-556-6113	1V6F3	16867668	COVER, SCREW SHROUD.....	1
7	PAFZZ	5305-01-556-4498	338X5	120614	NUT, PLAIN, HEXAGON.....	2
					#10 - 32	
8	PAFZZ	2510-01-556-5995	1V6F3	16867674	SHROUD, SHIFT LH.....	1
					END OF FIGURE	

FIELD MAINTENANCE
TRANSMISSION MOUNTING

Transmission Mounting - (CONTINUED)

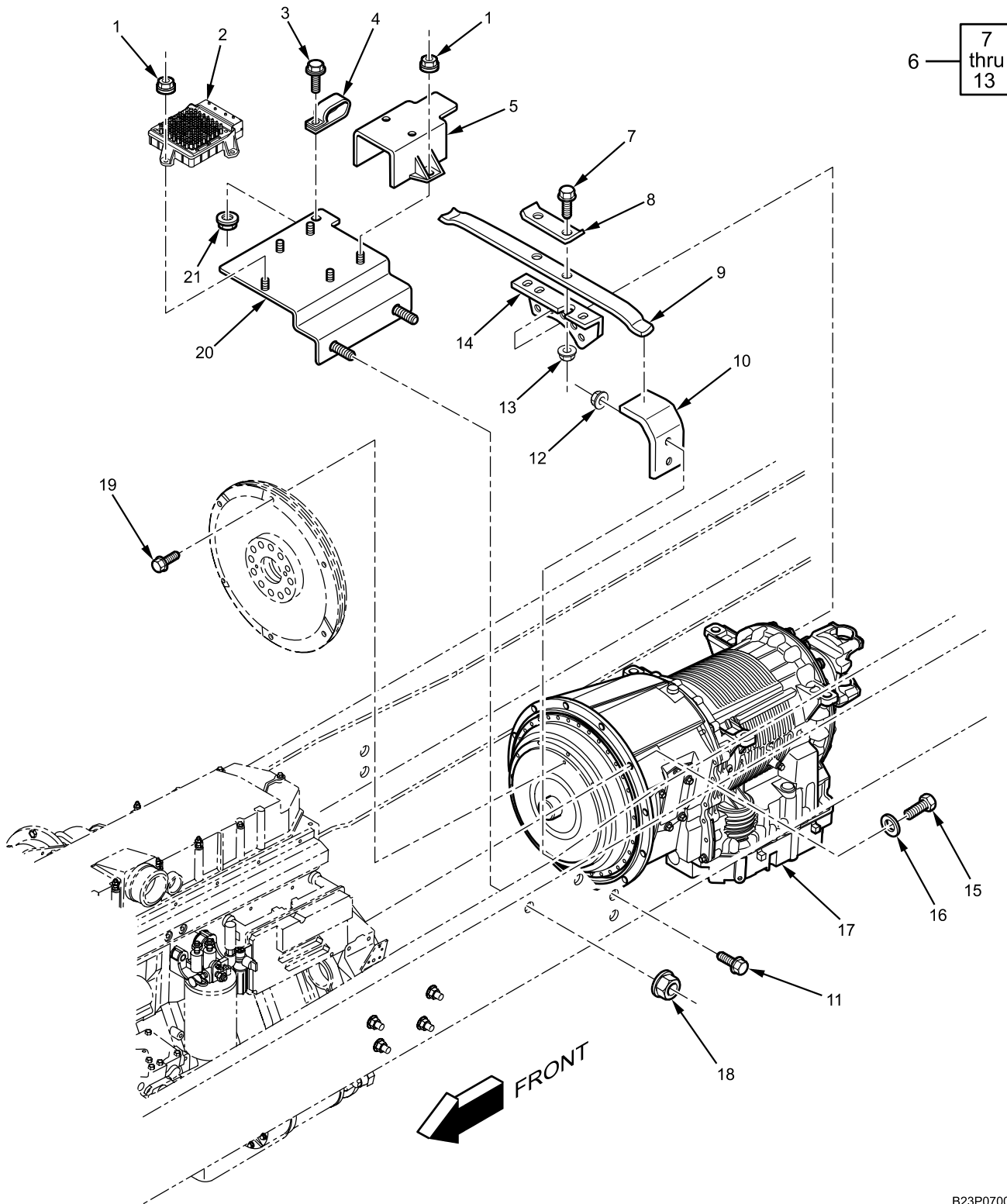


Figure 92. Transmission Mounting.

Transmission Mounting - (CONTINUED)

(1) ITEM NO.	(2) SMR CODE	(3) NSN	(4) CAGEC	(5) PART NUMBER	(6) DESCRIPTION AND USABLE ON CODE (UOC)	(7) QTY
					GROUP 0710 TRANSMISSION ASSEMBLY (ALLISON) AND ASSOCIATED PARTS FIGURE 92 Transmission Mounting.	
1	PAFZZ	5310-01-533-7050	338X5	40233R1	NUT, HEX FLANGE	5
					M6 - 1.0	
2	PAFZZ	5998-01-566-9354	338X5	2597374C92L	MODULE, TRANSMISSION CONTROL	1
3	PAFZZ	5306-01-556-6050	338X5	3552155C1	BOLT, MACHINE	1
					M6 - 1.0 X 20 MM	
4	PAFZZ	5340-01-556-6598	338X5	501491C1	CLAMP, LOOP	1
5	PAFZZ	2510-01-556-6233	338X5	3607085C1	COVER, MODULE	1
6	PAFFF	5340-01-576-6054	338X5	3693746C91	BRACKET, MOUNTING	1
					TRANSMISSION SUPPORT ASSEMBLY	
7	PAFZZ	5306-01-512-1586	338X5	30750R2	BOLT, MACHINE	2
					M16 - 2.0 X 40 MM	
8	PAFZZ	5340-01-556-6587	338X5	481697C2	PLATE, CROSSMEMBER, REAR.....	1
9	PAFZZ	5340-01-556-6601	338X5	503971C1	SPRING, CROSSMEMBER, MOUNTING	1
10	PAFZZ	5340-01-556-5937	338X5	3535378C2	BRACKET, TRANSMISSION MOUNTING, REAR	2
11	PAFZZ	5306-01-512-1590	338X5	30753R2	BOLT, MACHINE	4
					M16 - 2.0 X 60 MM	
12	PAFZZ	5310-01-512-6137	338X5	30756R1	NUT, HEXAGON, FLANGE	4
					M16 - 2.0	
13	PAFZZ	5310-01-556-5557	0Y3H3	0162320	NUT, PLAIN, HEXAGON, FLANGE....	2
					M16 - 2.0	
14	PAFZZ	5340-01-576-5913	338X5	3688719C1	BRACKET, ANGLE	1
					TRANSMISSION MOUNT, REAR	
15	PAFZZ	5306-01-556-5474	338X5	27348R1	BOLT, MACHINE, PREVAILING TORQUE.....	12
					3/8 - 16 X 1-5/8 IN.	
16	PAFZZ	5310-01-065-2596	338X5	25709R1	WASHER, FLAT	12
					3/8-IN.	
17	PAFZZ	2520-01-555-5452	73342	E015556	TRANSMISSION	1
18	PAFZZ	5310-01-512-6154	0Y3H3	90683	NUT, SELF-LOCKING, HEXAGON, FLANGE	2
					M12 - 1.75	
19	PAFZZ	5306-01-512-1506	338X5	30020R1	BOLT, MACHINE	6
					M10 - 1.5 X 25 MM, FLEXPLATE TO TORQUE CONVERTER	
20	PAFZZ	2510-01-556-4750	338X5	3819470C1	BRACKET	1
					TRANSMISSION CONTROL MODULE	
21	PAFZZ	5310-01-512-6160	0Y3H3	90680	NUT, PLAIN, HEXAGON, FLANGE.....	1
					M6 - 1.0	

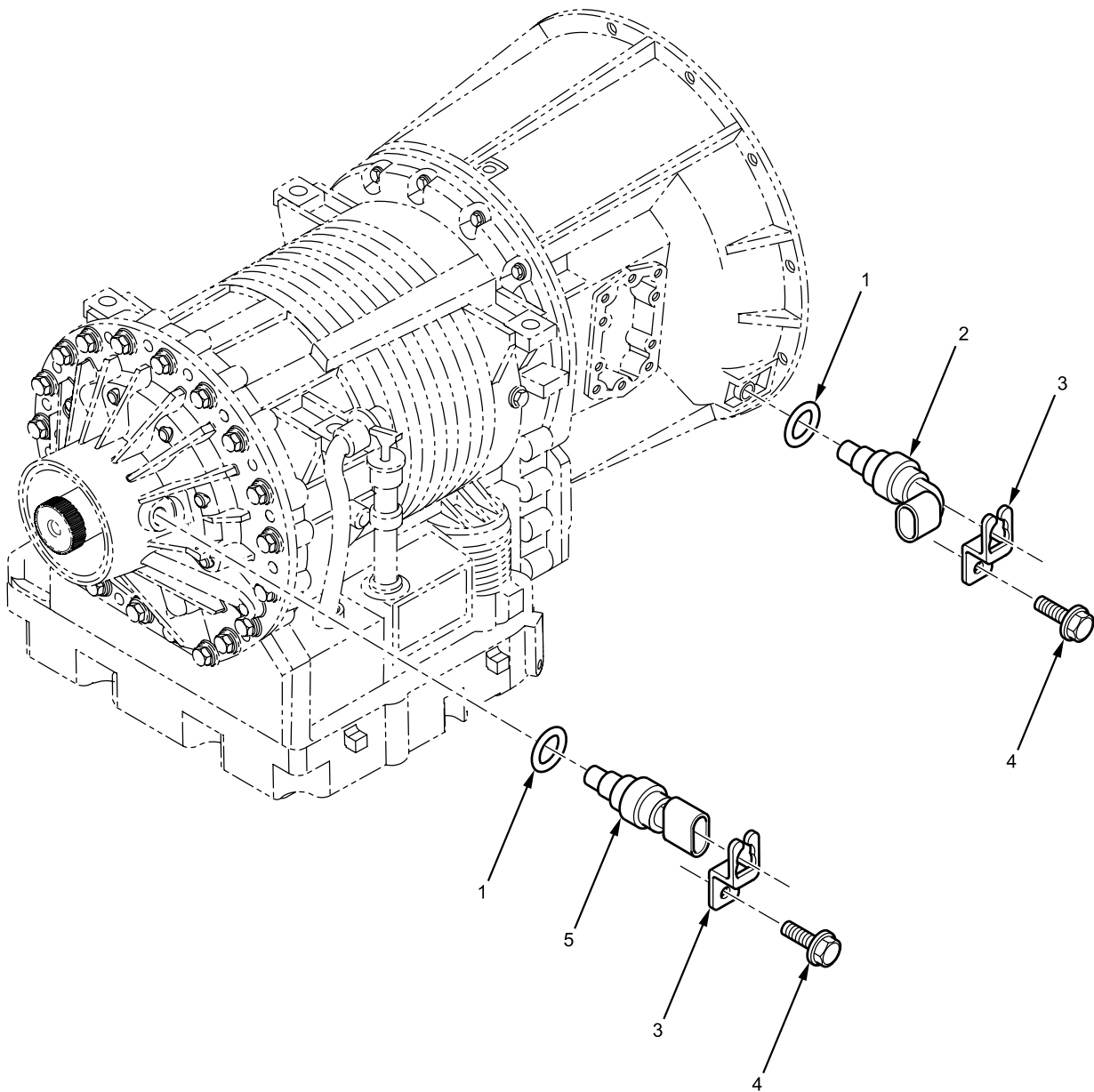
Transmission Mounting - (CONTINUED)

(1) ITEM NO.	(2) SMR CODE	(3) NSN	(4) CAGEC	(5) PART NUMBER	(6) DESCRIPTION AND USABLE ON CODE (UOC)	(7) QTY
--------------------	--------------------	------------	--------------	-----------------------	------------------------------------------------	------------

END OF FIGURE

FIELD MAINTENANCE
TRANSMISSION OUTPUT AND INPUT SPEED SENSORS

Transmission Output and Input Speed Sensors - (CONTINUED)



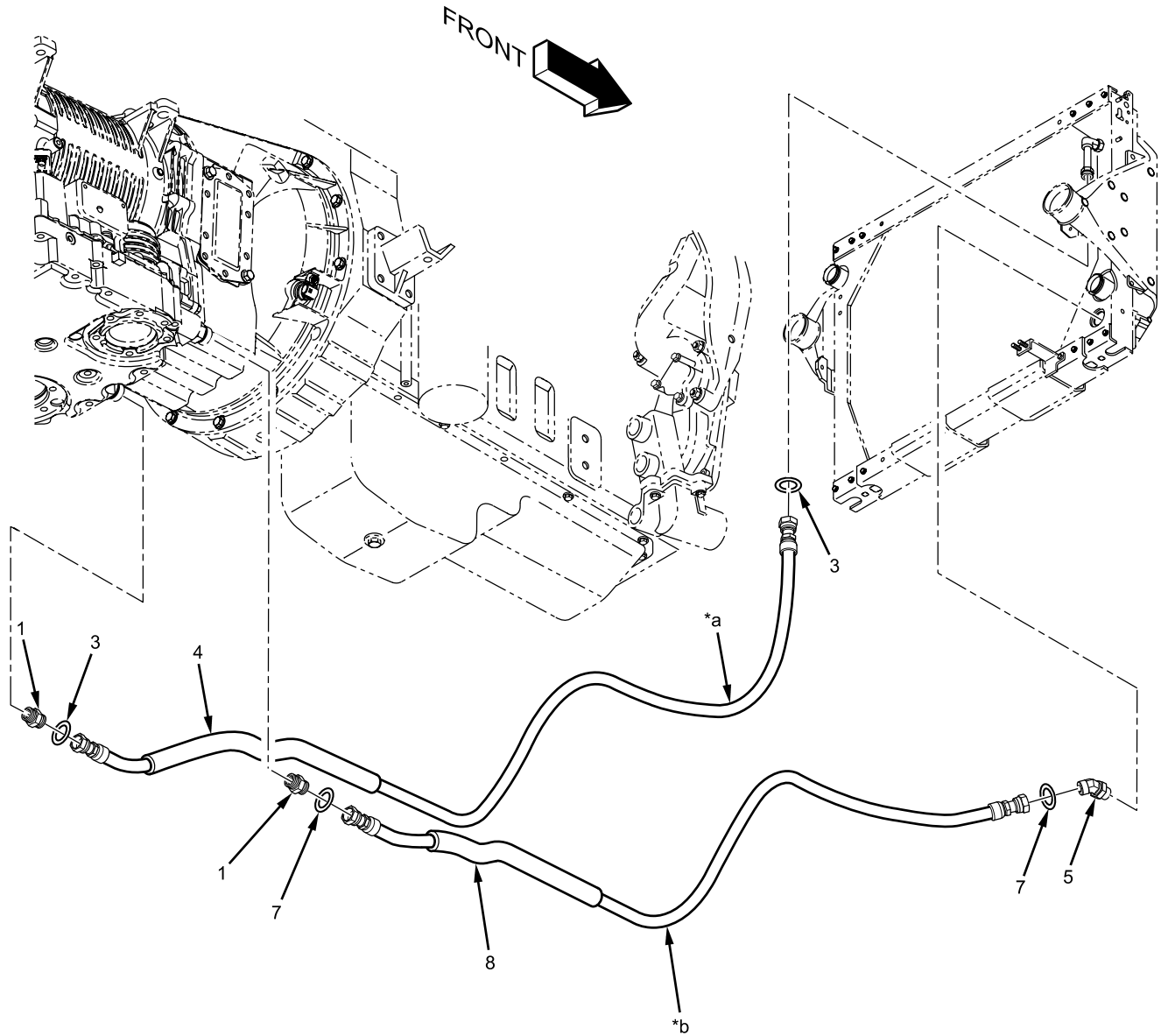
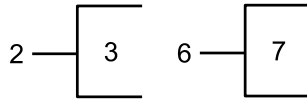
B23P072100280

Figure 93. Transmission Output and Input Speed Sensors.

Transmission Output and Input Speed Sensors - (CONTINUED)

(1) ITEM NO.	(2) SMR CODE	(3) NSN	(4) CAGEC	(5) PART NUMBER	(6) DESCRIPTION AND USABLE ON CODE (UOC)	(7) QTY
					GROUP 0721 COOLERS, PUMPS, MOTORS FIGURE 93 Transmission Output and Input Speed Sensors.	
1	PCFZZ	5331-01-360-6017	73342	29503383	O-RING	2
2	PAFZZ	6695-01-361-6056	73342	29543432	SENSOR, TRANSMISSION.....	1
					INPUT SPEED	
3	PAFZZ	5340-01-360-1033	73342	29503843	RETAINER, SPEED SENSOR.....	2
4	PAFZZ	5306-01-512-2177	73342	29537507	BOLT, MACHINE	2
					M8 - 1.25 X 20 MM	
5	PAHHH	6695-01-568-5553	73342	29544139	SENSOR, TRANSMISSION.....	1
					OUTPUT SPEED	
					END OF FIGURE	

FIELD MAINTENANCE
TRANSMISSION OIL COOLER HOSES

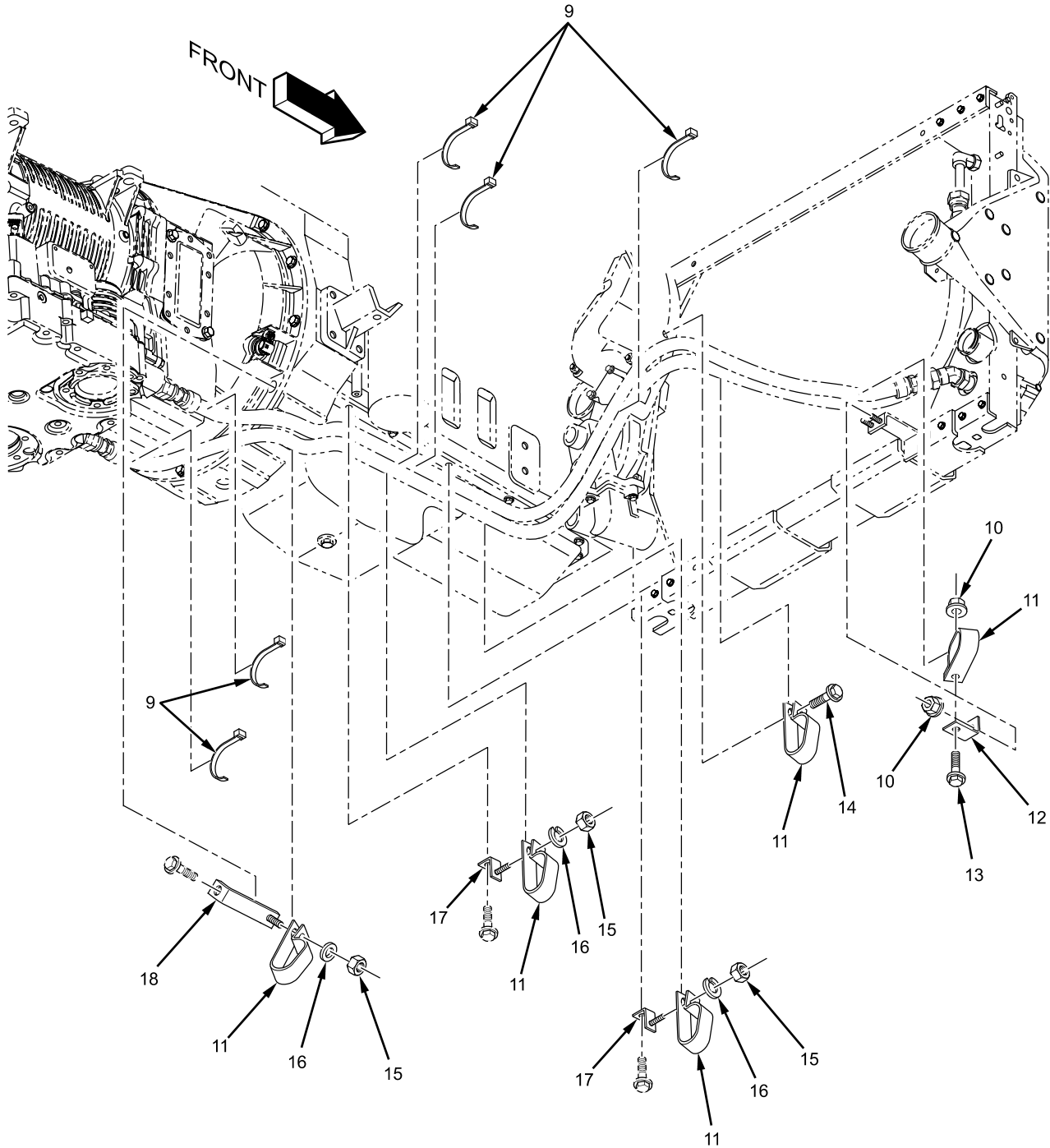


*a Part of item 2
*b Part of item 6

B23P0700036

Figure 94. Transmission Oil Cooler Hoses (Sheet 1 of 2).

Transmission Oil Cooler Hoses - (CONTINUED)



B23P0700072

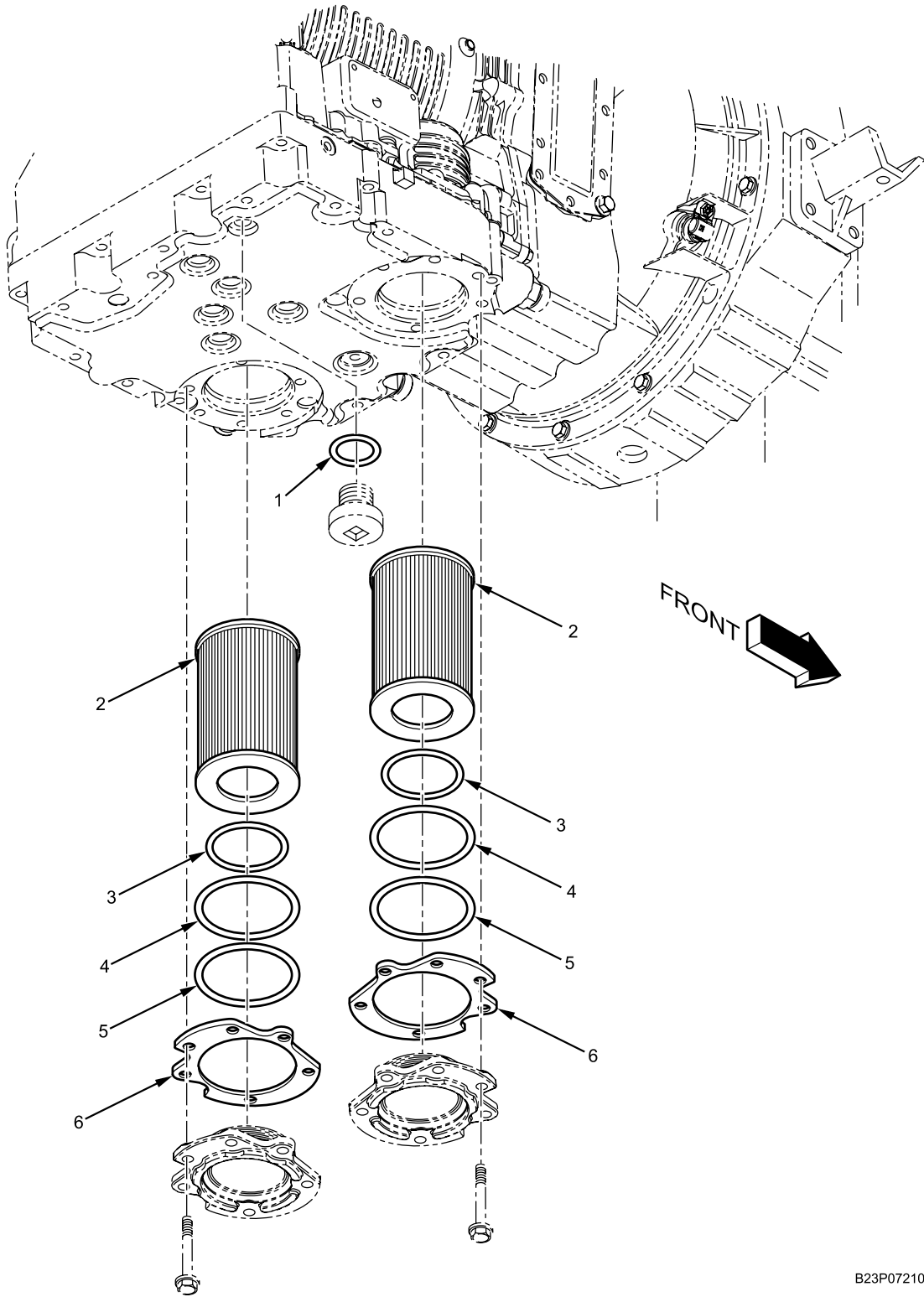
Figure 94. Transmission Oil Cooler Hoses (Sheet 2 of 2).

Transmission Oil Cooler Hoses - (CONTINUED)

(1) ITEM NO.	(2) SMR CODE	(3) NSN	(4) CAGEC	(5) PART NUMBER	(6) DESCRIPTION AND USABLE ON CODE (UOC)	(7) QTY
					GROUP 0721 COOLERS, PUMPS, MOTORS FIGURE 94 Transmission Oil Cooler Hoses	
1	PAFZZ	4730-01-556-4705	00624	FF1852T1212-213	ADAPTER, NIPPLE, BOSS	2
2	PAFFF		338X5	3858124C1	HOSE ASSEMBLY, OIL COOLER, TRANSMISSION	1
3	PCFZZ	5331-01-458-8349	01276	FF9446-18	O-RING	2
4	MFFZZ		338X5	2645001R1X620MM	INSULATOR, HOSE.....	1
					MAKE FROM INSULATOR, HOSE, CAGEC 338X5, PART NUMBER 2645001R1, LENGTH 620-MM	
5	PAFZZ	4730-01-556-6246	01276	FF2068T1212-213	ADAPTER, 45-DEGREE	1
6	PAFFF		338X5	3858125C1	HOSE ASSEMBLY, OIL COOLER, TRANSMISSION	1
7	PCFZZ	5331-01-458-8349	01276	FF9446-18	O-RING	2
8	MFFZZ		338X5	2645001R1X620MM	INSULATOR, HOSE.....	1
					MAKE FROM INSULATOR, HOSE, CAGEC 338X5, PART NUMBER 2645001R1, LENGTH 620-MM	
9	PAFZZ	5340-01-556-6045	338X5	3551709C1	STRAP, CABLE LOCK	5
10	PAFZZ	5310-01-512-6164	338X5	3544379C1	NUT, HEX FLANGE	2
					M8 - 1.25	
11	PAFZZ	5340-01-556-6598	338X5	501491C1	CLAMP, LOOP	5
12	PAFZZ	5340-01-556-6553	338X5	433201C1	CLIP, EXTENSION	1
13	PAFZZ	5306-01-512-1654	338X5	31055R1	BOLT, FLANGE HEAD	1
					M8 - 1.25 X 25 MM	
14	PAFZZ	5306-01-556-5544	0Y3H3	0161821	BOLT, FLANGE HEAD	1
					M8 - 1.25 X 16 MM	
15	PAFZZ	5310-01-242-0406	338X5	25519R1	NUT, HEX.....	3
					1/4 - 20 TPI.	
16	PAFZZ	5310-00-582-5965	338X5	120380	WASHER, LOCK.....	3
					1/4-IN.	
17	PAFZZ	5340-01-556-6159	338X5	3571742C1	CLIP, EXTENSION	2
18	PAFZZ	5340-01-556-5228	338X5	2024122C2	CLIP, EXTENSION	1
					END OF FIGURE	

FIELD MAINTENANCE
TRANSMISSION FILTERS

Transmission Filters - (CONTINUED)



B23P072100285

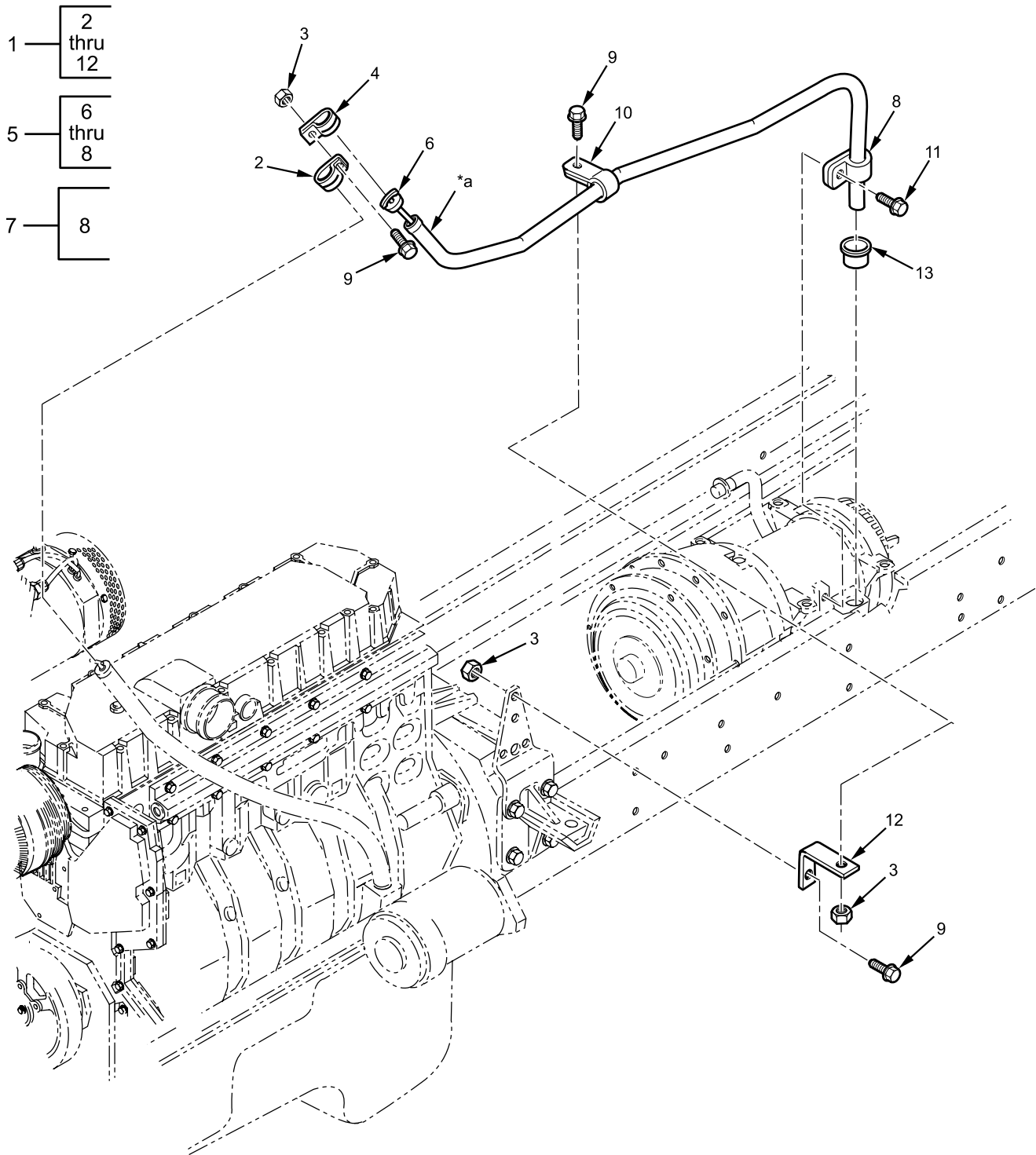
Figure 95. Transmission Filters.

Transmission Filters - (CONTINUED)

(1) ITEM NO.	(2) SMR CODE	(3) NSN	(4) CAGEC	(5) PART NUMBER	(6) DESCRIPTION AND USABLE ON CODE (UOC)	(7) QTY
					GROUP 0721 COOLERS, PUMPS, MOTORS FIGURE 95 Transmission Filters.	
1	PCFZZ	5310-01-361-0235	73342	23019664	O-RING, DRAIN PLUG	1
					16.4 MM - ID - PART OF KIT P/N 29545779	
2	PAFZZ	2910-01-431-1324	73342	29545780	FILTER, FLUID.....	2
					PART OF KIT P/N 29545779	
3	PCFZZ	5331-01-360-7725	73342	29507437	O-RING	2
					75.9 MM - ID - PART OF KIT P/N 29545779	
4	PCFZZ	5331-01-545-0130	73342	29548953	O-RING	2
					85.3 MM - ID - PART OF KIT P/N 29545779	
5	PCFZZ	5331-01-360-7724	73342	29501469	O-RING	2
					NOT USED IN THIS APPLICATION - 88.2 MM - ID - PART OF KIT P/N 29545779	
6	PCFZZ	5330-01-440-8651	73342	29524449	GASKET, FILTER COVER	2
					PART OF KIT P/N 29545779	
1	PAFZZ	4330-01-425-7701	73342	29545779	KIT, PARTS, FLUID PRESSURE	1
2					FILTER.....	1
3					O-RING, DRAIN PLUG	2
4					FILTER, FLUID	2
5					O-RING	2
6					O-RING	2
					GASKET, FILTER COVER	2
					END OF FIGURE	

FIELD MAINTENANCE
TRANSMISSION FILL/DIPSTICK TUBE

Transmission Fill/Dipstick Tube - (CONTINUED)



*a Part of item 7

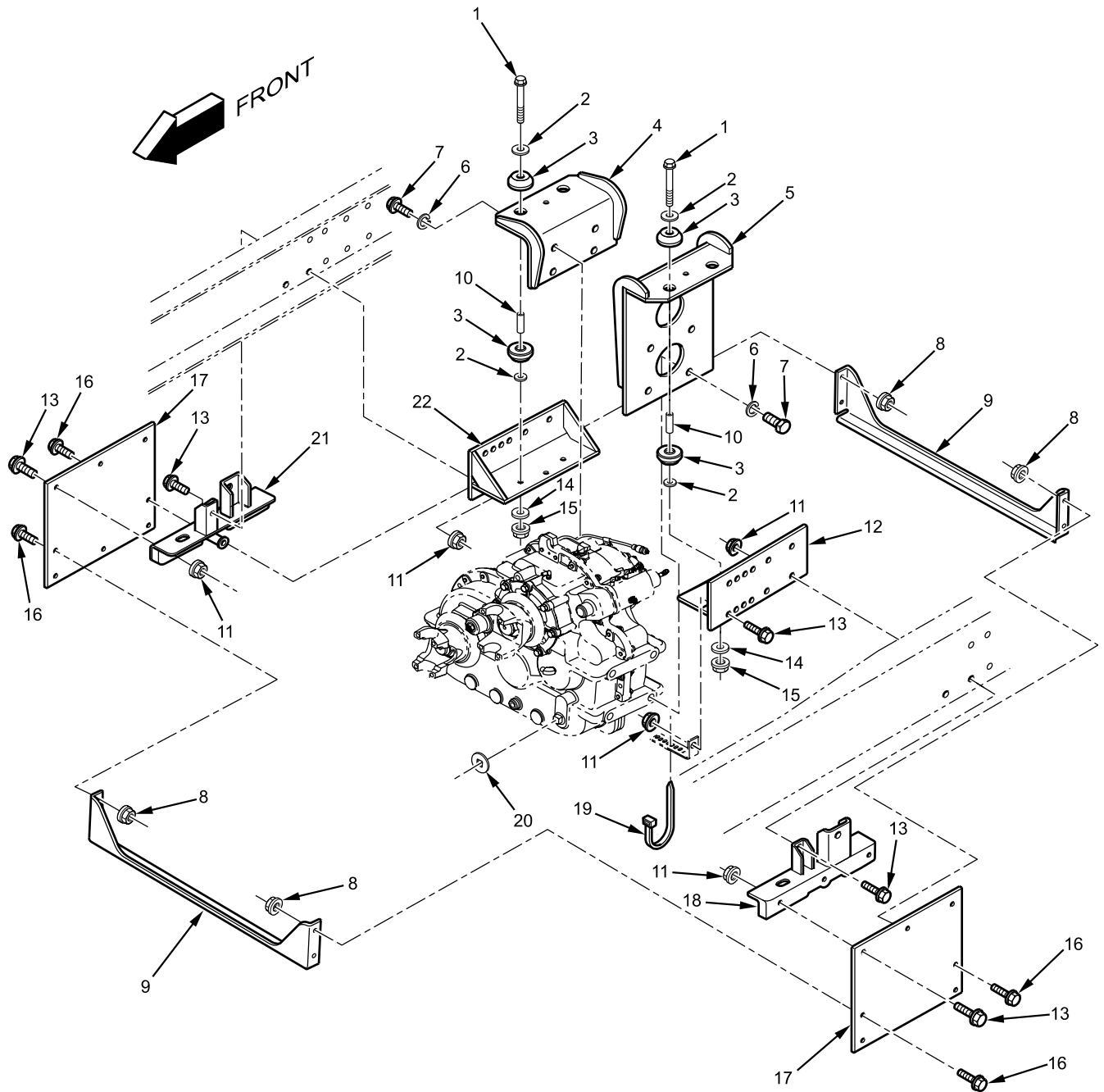
B23P0700248

Figure 96. Transmission Fill/Dipstick Tube.

Transmission Fill/Dipstick Tube - (CONTINUED)

(1) ITEM NO.	(2) SMR CODE	(3) NSN	(4) CAGEC	(5) PART NUMBER	(6) DESCRIPTION AND USABLE ON CODE (UOC)	(7) QTY
					GROUP 0721 COOLERS, PUMPS, MOTORS FIGURE 96 Transmission Fill/Dipstick Tube.	
1	PAFFF	2590-01-576-5912	338X5	2596480C91L	TUBE ASSEMBLY, TRANSMISSION, OIL LEVEL GAUGE.....	1
2	PCFZZ	4730-01-513-4559	338X5	299275C91	. CLAMP, RUBBER COATED.....	2
3	PAFZZ	5310-01-512-6160	0Y3H3	90680	. NUT, HEX.....	4
					M6 - 1.0	
4	PCFZZ	5340-01-165-6979	89346	406381C1	. CLAMP, RUBBER COATED.....	2
5	PAFFF	4710-01-556-6239	338X5	3608808C94	. TUBE, OIL LEVEL GAUGE, ASSEMBLY.....	1
6	XAFZZ		338X5	3692915C1	. . GAUGE, TRANSMISSION, OIL LEVEL.....	1
7	XAFFF		338X5	3608805C4	. . TUBE, TRANSMISSION, OIL LEVEL.	1
8	PAFZZ	5340-01-536-4631	89346	3507223C1	. . . CLAMP, TUBE, OIL LEVEL GAUGE	1
9	PAFZZ	5306-01-512-1646	338X5	31047R1	. BOLT, MACHINE.....	4
					M6 - 1.0 X 25 MM	
10	PCFZZ	4730-01-513-4558	338X5	299608C1	. CLAMP, RUBBER COATED.....	1
11	PAFZZ	5305-01-360-2981	338X5	3507222C1	. SCREW, SELF TAPPING.....	1
					M8 - 2.1 X 25 MM	
12	PAFZZ	5340-01-556-6722	338X5	589418C1	. CLIP, EXTENSION.....	1
13	PCHZZ	5330-01-360-7826	73342	29546229	SEAL, FILL TUBE.....	1
					END OF FIGURE	

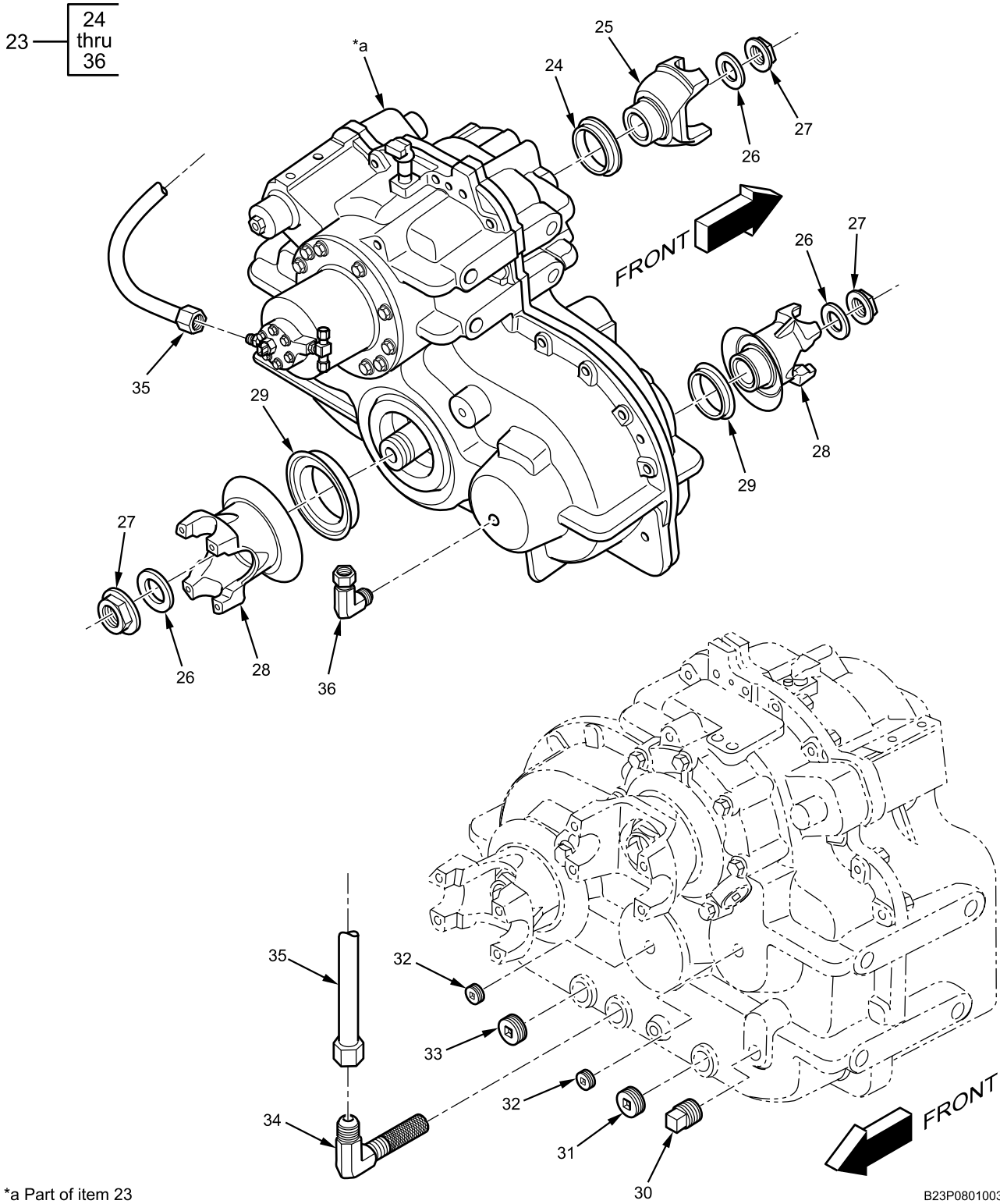
FIELD MAINTENANCE
TRANSFER CASE ASSEMBLY



B23P0800052

Figure 97. Transfer Case Assembly (Sheet 1 of 2).

Transfer Case Assembly - (CONTINUED)



*a Part of item 23

B23P080100311

Figure 97. Transfer Case Assembly (Sheet 2 of 2).

Transfer Case Assembly - (CONTINUED)

(1) ITEM NO.	(2) SMR CODE	(3) NSN	(4) CAGEC	(5) PART NUMBER	(6) DESCRIPTION AND USABLE ON CODE (UOC)	(7) QTY
					GROUP 0801 POWER TRANSFER AND FINAL DRIVE ASSEMBLIES FIGURE 97 Transfer Case Assembly	
1	PAFZZ	5306-01-556-6552	338X5	428997C1	BOLT, MACHINE 1/2 - 20 X 4-1/4 IN.	4
2	PAFZZ	5310-00-012-0390	24617	120390	WASHER, FLAT 1/2-IN.	8
3	PAFZZ	5970-00-447-5709	338X5	80445R1	INSULATOR, TRANSMISSION.....	8
4	PAFZZ	5340-01-556-5985	338X5	3545099C3	BRACKET, MOUNTING	1
5	PAFZZ	5340-01-556-5984	338X5	3545098C3	BRACKET, MOUNTING	1
6	PAFZZ	5310-01-556-6815	0Y3H3	40258	WASHER, LOCK.....	8
7	PAFZZ	5306-01-556-5505	0Y3H3	4077	M20 BOLT, MACHINE	8
8	PAFZZ	5310-01-512-6142	338X5	31084R1	M20 - 2.5 X 45 MM NUT, PLAIN, HEXAGON.....	13
9	PAFZZ	5340-01-566-6660	338X5	3824620C2L	M12 - 1.75 BRACKET, MOUNTING	2
10	PAFZZ	5365-01-293-1060	338X5	326769C1	SPACER, SLEEVE.....	4
11	PAFZZ	5310-01-512-6137	338X5	30756R1	NUT, PLAIN, HEXAGON.....	8
12	PAFZZ	6220-01-556-5981	338X5	3545096C5	M16 - 2.0 BRACKET, SUPPORT	1
13	PAFZZ	5306-01-512-1587	338X5	30752R2	BOLT, MACHINE	8
14	PAFZZ	5340-01-556-5954	338X5	3539317C1	M16 - 2.0 X 50 MM RETAINER, FASTENER	4
15	PAFZZ	5310-00-594-9379	0Y3H3	37376	NUT, DIFFERENTIAL.....	4
16	PAFZZ	5306-01-512-1578	0Y3H3	0161895	1/2 - 20 TPI. BOLT, MACHINE	13
17	PAFZZ	5340-01-566-6658	338X5	3824596C1L	M12 - 1.75 X 35 MM PLATE, MOUNTING.....	2
18	PAFZZ	2599-01-568-2331	338X5	3835073C1L	SUPPORT, ARMOR.....	1
19	PAFZZ	5340-01-189-8297	338X5	306132C1	STRAP, CABLE LOCK	4
20	PAFZZ	2530-01-556-7054	338X5	2037905C1	TAG, IDENTIFICATON.....	1
21	PAFZZ	2599-01-568-6046	338X5	3835074C1L	SUPPORT, ARMOR.....	1
22	PAFZZ	5340-01-556-5982	338X5	3545097C5	BRACKET, MOUNTING	1
23	PAFH	2590-01-555-5454	338X5	3824765C91L	TRANSFER CASE ASSEMBLY	1
24	PCFZZ	4320-01-577-3399	78500	A1-1205-X-2728	SEAL, MULTIPLE LIP	1
25	PAFZZ	5340-01-568-5873	338X5	ZDR17TYS3876	YOKE, UNIVERSAL JOINT, VEHICULAR	1
26	PAFZZ	5310-00-763-0025	338X5	264663C1	INPUT WASHER.....	3
27	PAFZZ	5310-01-466-1604	3D6E9	40-X-1233	NUT, PLAIN, HEXAGON.....	3
28	PAFZZ	2520-01-555-4958	78500	140TYS38A	YOKE, UNIVERSAL JOINT, VEHICULAR	2
					FRONT AND REAR OUTPUTS	

Transfer Case Assembly - (CONTINUED)

(1) ITEM NO.	(2) SMR CODE	(3) NSN	(4) CAGEC	(5) PART NUMBER	(6) DESCRIPTION AND USABLE ON CODE (UOC)	(7) QTY
29	PCFZZ	5330-01-576-6738	78500	R945007	. SEAL, UNITIZED	2
30	PAFZZ	4730-00-274-5554	01276	500911	. PLUG, PIPE	1
					FILL PLUG	
31	PAFZZ	5365-01-180-2369	78500	1250-E-473	. PLUG, DRAIN, MAGNET	1
32	PAFZZ	5365-01-129-6777	3D6E9	P-26	. PLUG	2
33	PAFZZ	4730-00-801-8186	92679	444667	. PLUG, PIPE	1
34	PAFZZ	4730-01-576-5487	78500	A-2206-S-1527	. ELBOW/SCREEN ASSEMBLY	1
35	PAFZZ		78500	A-2296-M-1183	. TUBE ASSEMBLY.....	1
36	PAFZZ	4730-01-566-5882	78500	2206-F-1254	. ELBOW, PIPE	1
					END OF FIGURE	

FIELD MAINTENANCE
TRANSFER CASE AIR LINES AND 4-PACK SOLENOID MODULE

Transfer Case Air Lines and 4-Pack Solenoid Module - (CONTINUED)

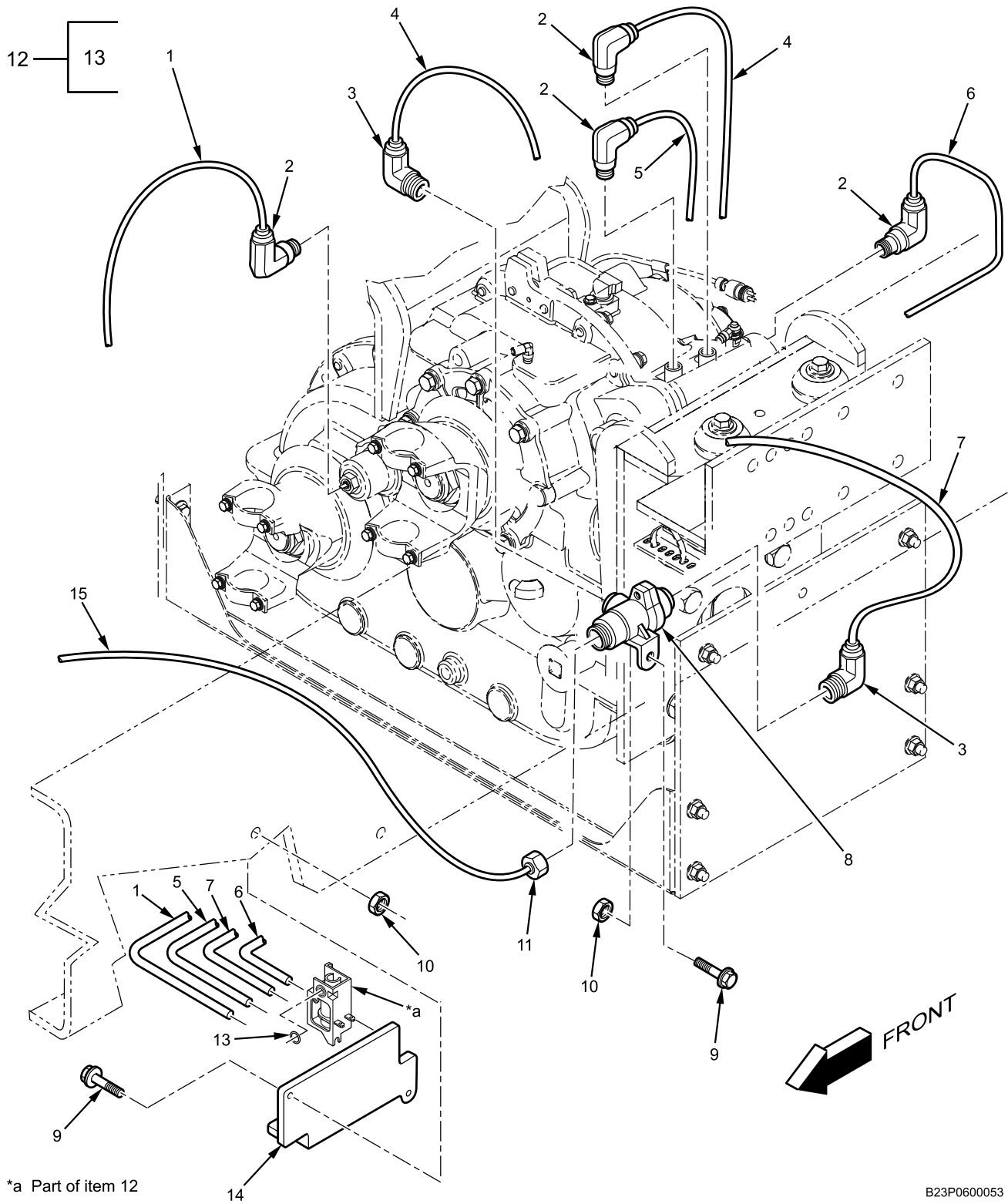


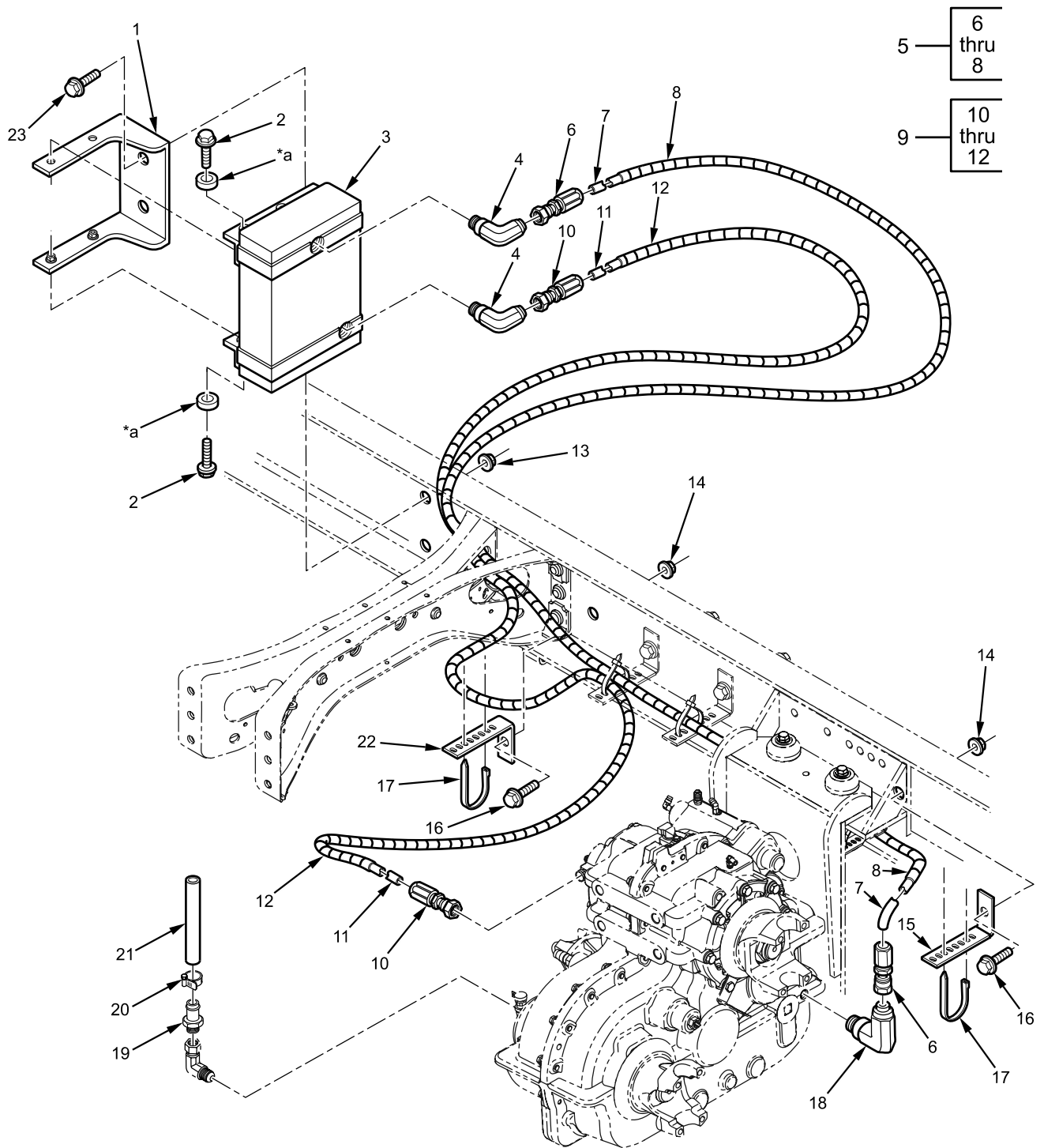
Figure 98. Transfer Case Air Lines and 4-Pack Solenoid Module.

Transfer Case Air Lines and 4-Pack Solenoid Module - (CONTINUED)

(1) ITEM NO.	(2) SMR CODE	(3) NSN	(4) CAGEC	(5) PART NUMBER	(6) DESCRIPTION AND USABLE ON CODE (UOC)	(7) QTY
					GROUP 0803 GEAR SHIFT, VACUUM BOOSTER AND CONTROLS FIGURE 98 Transfer Case Air Lines and 4-Pack Solenoid Module.	
1	MFFZZ		338X5	417196C3X1500MM	TUBE, BLACK NYLON, 1/4-IN. OD MAKE FROM TUBE, BLACK NYLON, CAGEC 338X5, PART NUMBER 417196C3, LENGTH 1500-MM	1
2	PAFZZ	4730-01-556-5218	93061	VS269PMTNS-4-4	ELBOW, PUSH TO CONNECT, 90-DEGREE 1/4-IN. MPT TO 1/4-IN. TUBE	4
3	PAFZZ	4730-01-512-4545	93061	169PMTNS-4-6	ELBOW, PUSH TO CONNECT, 90-DEGREE 3/8-IN. MPT TO 1/4-IN. TUBE	2
4	MFFZZ		338X5	417196C3X1200MM	TUBE, BLACK NYLON, 1/4-IN. OD MAKE FROM TUBE, BLACK NYLON, CAGEC 338X5, PART NUMBER 417196C3, LENGTH 1200-MM	1
5	MFFZZ		338X5	417196C3X1200MM	TUBE, BLACK NYLON, 1/4-IN. OD MAKE FROM TUBE, BLACK NYLON, CAGEC 338X5, PART NUMBER 417196C3, LENGTH 1200-MM	1
6	MFFZZ		338X5	417196C3X1800MM	TUBE, BLACK NYLON, 1/4-IN. OD MAKE FROM TUBE, BLACK NYLON, CAGEC 338X5, PART NUMBER 417196C3, LENGTH 1800-MM	1
7	MFFZZ		338X5	417196C3X1200MM	TUBE, BLACK NYLON, 1/4-IN. OD MAKE FROM TUBE, BLACK NYLON, CAGEC 338X5, PART NUMBER 417196C3, LENGTH 1200-MM	1
8	PAFZZ	4820-00-728-7467	06853	278614N	VALVE, CHECK.....	1
9	PAFZZ	5306-01-556-6519	338X5	40249R1	BOLT, FLANGE HEAD	3
10	PAFZZ	5310-01-512-6164	338X5	3544379C1	M8 - 1.25 X 40 MM NUT, HEX FLANGE	3
11	PAFZZ	4730-01-521-2609	93061	68PMT-4-6	M8 - 1.25 CONNECTOR, PUSH TO CONNECT . 3/8-IN. MPT TO 1/4-IN. TUBE	1
12	PAFZZ	4810-01-556-6186	338X5	2506711C91	SOLENOID, AIR, TRANSFER CASE...	4
13	PCFZZ		98168	600173-012	O-RING	8
14	PAFZZ	5340-01-556-5262	338X5	2505594C1	SUPPORT, 4-PACK, AIR SOLENOID..	1
15	MFFZZ		338X5	417196C3X1250MM	TUBE, BLACK NYLON, 1/4-IN. OD MAKE FROM TUBE, BLACK NYLON, CAGEC 338X5, PART NUMBER 417196C3, LENGTH 1250-MM END OF FIGURE	1

FIELD MAINTENANCE
TRANSFER CASE OIL COOLER AND HOSES

Transfer Case Oil Cooler and Hoses - (CONTINUED)



*a - Part of item 3

B23P0800051

Figure 99. Transfer Case Oil Cooler and Hoses.

Transfer Case Oil Cooler and Hoses - (CONTINUED)

(1) ITEM NO.	(2) SMR CODE	(3) NSN	(4) CAGEC	(5) PART NUMBER	(6) DESCRIPTION AND USABLE ON CODE (UOC)	(7) QTY
					GROUP 0804 LUBRICATION, COOLING, OR HYDRAULIC COMPONENTS	
					FIGURE 99 Transfer Case Oil Cooler and Hoses.	
1	PAFZZ	5340-01-556-6281	338X5	3668060C1	BRACKET, MOUNTING	1
2	PAFZZ	5306-01-512-1659	338X5	31057R1	BOLT, HEX FLANGE.....	4
					M8 - 1.25 X 40 MM	
3	PAFZZ	2930-01-555-4962	338X5	3668063C1	COOLER, LUBRICATING	1
4	PAFZZ	2510-01-556-7074	338X5	3820520C1	ADAPTER, 90-DEGREE	2
5	MFFFF		338X5	3820521C92	HOSE ASSEMBLY	1
					MAKE FROM FITTING, CAGEC 87373, PART NUMBER 20620-6-8; HOSE, NONMETALLIC, CAGEC 338X5, PART NUMBER 375054C2X1870MM; LOOM, CONDUIT, CAGEC 338X5, PART NUMBER 375048C1X1770MM	
6	PAFZZ	4730-01-419-4747	87373	20620-6-8	. FITTING	2
7	MFFZZ		338X5	375054C2X1870MM	. HOSE, NONMETALLIC.....	1
					MAKE FROM HOSE, NONMETALLIC CAGEC 338X5, PART NUMBER 375054C2, LENGTH 1870-MM	
8	MFFZZ		338X5	375048C1X1770MM	. LOOM, CONDUIT	1
					MAKE FROM LOOM, CONDUIT CAGEC 338X5, PART NUMBER 375048C1, LENGTH 1770-MM	
9	MFFFF		338X5	3821623C91	HOSE ASSEMBLY	1
					MAKE FROM FITTING, CAGEC 87373, PART NUMBER 20620-6-8; HOSE, NONMETALLIC, CAGEC 338X5, PART NUMBER 375054C2X1070MM; LOOM, CONDUIT, CAGEC 338X5, PART NUMBER 375048C1X970MM	
10	PAFZZ	4730-01-419-4747	87373	20620-6-8	. FITTING	2
11	MFFZZ		338X5	375054C2X1070MM	. HOSE, NONMETALLIC.....	1
					MAKE FROM HOSE, NONMETALLIC CAGEC 338X5, PART NUMBER 375054C2, LENGTH 1070-MM	
12	MFFZZ		338X5	375048C1X970MM	. LOOM, CONDUIT	1
					MAKE FROM LOOM, CONDUIT CAGEC 338X5, PART NUMBER 375048C1, 970-MM	
13	PAFZZ	5310-01-557-0717	338X5	3535554C1	NUT, HEX FLANGE	2
					M16 - 2.0	
14	PAFZZ	5310-01-512-6164	338X5	3544379C1	NUT, HEX FLANGE	4
					M8 - 1.25	
15	PAFZZ	5340-01-556-5245	338X5	2034206C1	CLIP, EXTENSION	3
16	PAFZZ	5306-01-535-8162	338X5	3561048C1	BOLT, HEX FLANGE.....	4
					M8 - 1.25 X 30 MM	

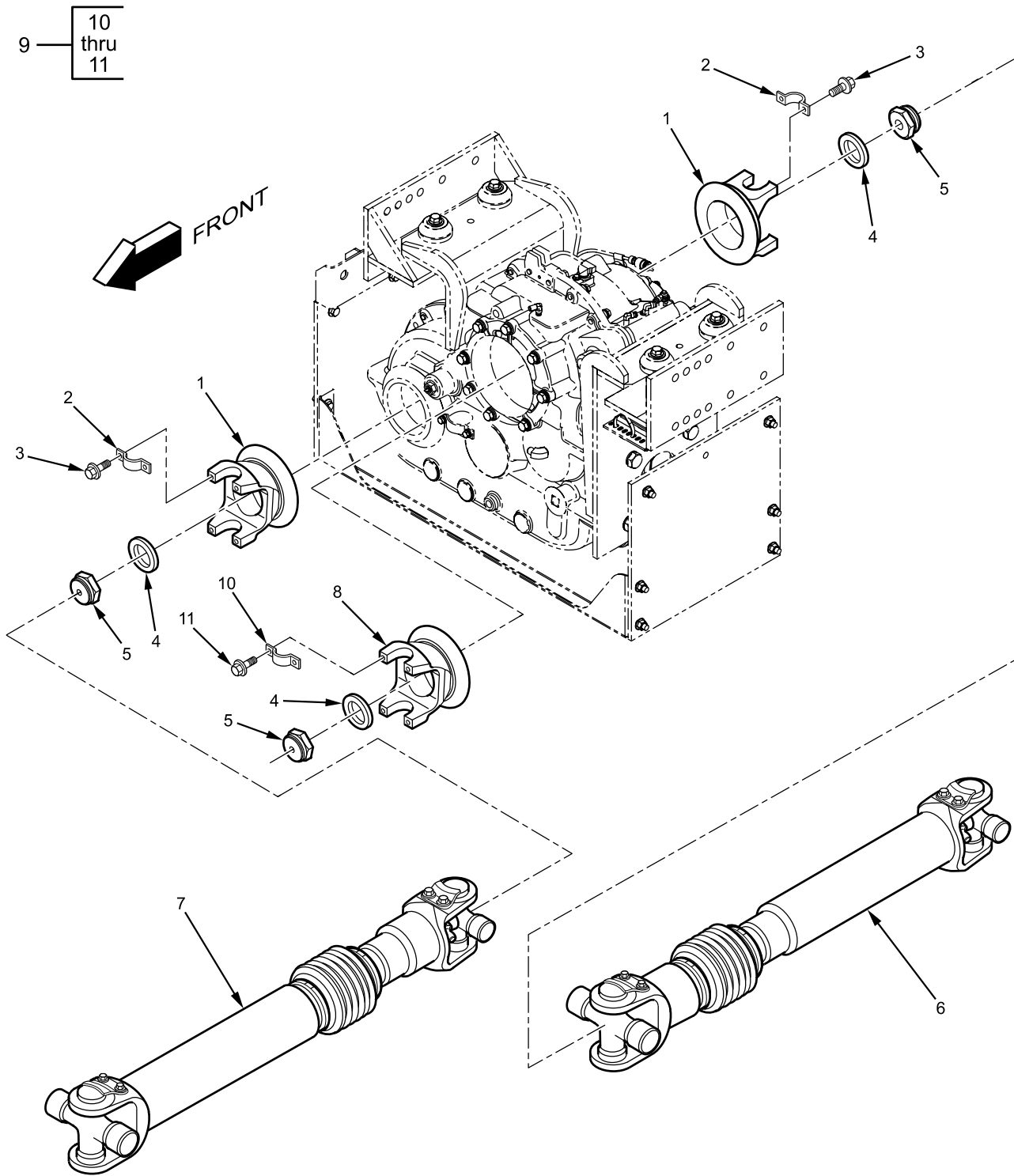
Transfer Case Oil Cooler and Hoses - (CONTINUED)

(1) ITEM NO.	(2) SMR CODE	(3) NSN	(4) CAGEC	(5) PART NUMBER	(6) DESCRIPTION AND USABLE ON CODE (UOC)	(7) QTY
17	PAFZZ	5340-01-189-8297	338X5	306132C1	STRAP, CABLE LOCK	4
18	PAFZZ	4730-01-556-6822	338X5	9410280	ELBOW, SWIVEL	1
19	PAFZZ	4730-01-275-4180	93061	68HB-8-4	ADAPTER, STRAIGHT, PIPE TO HOSE	1
20	PAFZZ	4730-01-556-6155	338X5	3569639C1	CLAMP, HOSE	1
21	MFFZZ		338X5	L2643546X975MM	HOSE, NONMETALLIC	1
					MAKE FROM HOSE, NONMETALLIC, CAGEC 338X5, PART NUMBER L2643546, LENGTH 975-MM	
22	PAFZZ	5340-01-556-5246	338X5	2034207C1	CLIP, EXTENSION	1
23	PAFZZ	5306-01-556-6514	338X5	40222R1	BOLT, HEX FLANGE	2
					M16 - 2.0 X 55 MM END OF FIGURE	

FIELD MAINTENANCE

PROPELLER SHAFTS

Propeller Shafts - (CONTINUED)



B23P0900054

Figure 100. Propeller Shafts.

Propeller Shafts - (CONTINUED)

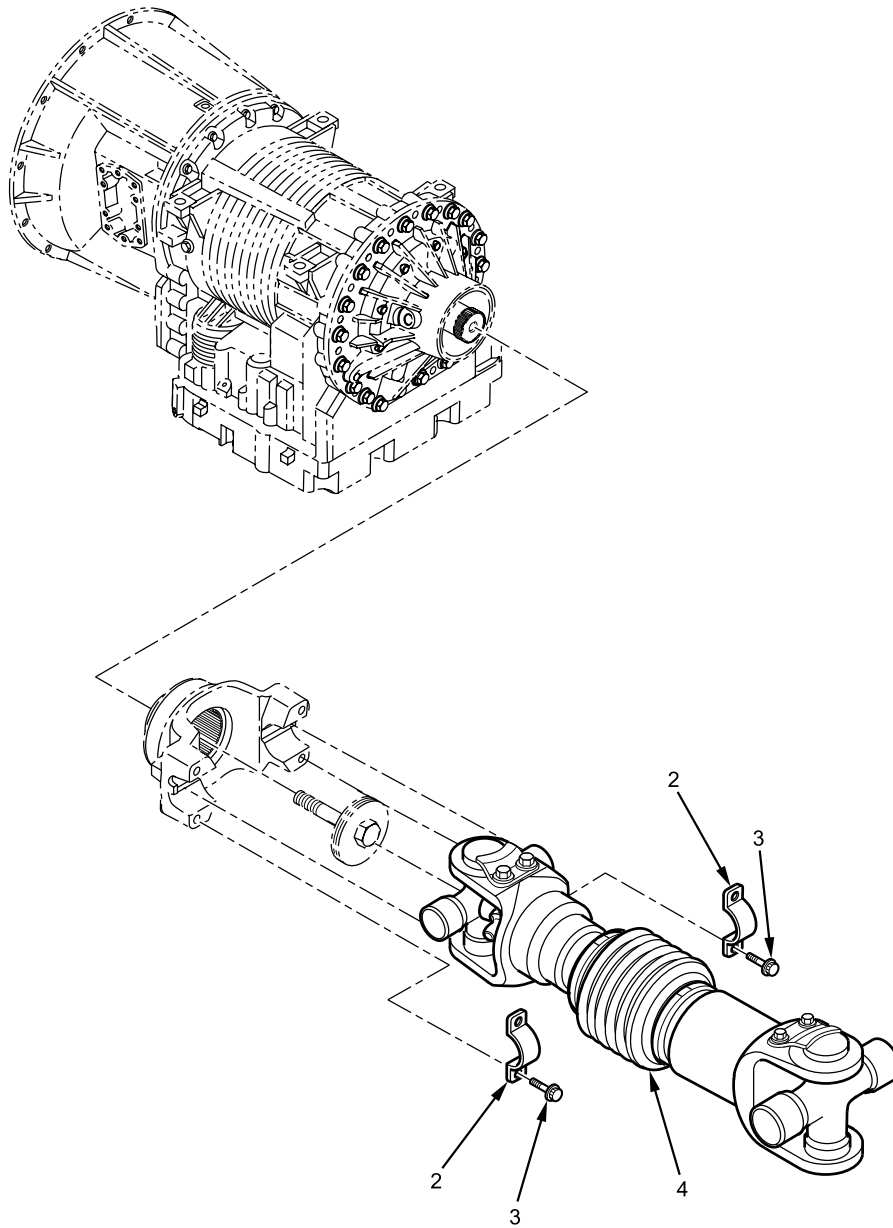
(1) ITEM NO.	(2) SMR CODE	(3) NSN	(4) CAGEC	(5) PART NUMBER	(6) DESCRIPTION AND USABLE ON CODE (UOC)	(7) QTY
					GROUP 0900 PROPELLER SHAFTS FIGURE Propeller Shafts. 100	
1	PAFZZ	2520-01-555-4958	338X5	140TYS38A	YOLK, UNIVERSAL JOINT	2
					OUTPUT	
2	PAFZZ	3110-01-576-7264	338X5	3524814C1	RETAINER	4
					PART OF KIT P/N 2500673C91	
3	PAFZZ	5305-01-518-8434	338X5	3513117C1	. SCREW, CAP	8
					12 POINT, PART OF KIT P/N 2500673C91	
4	PAFZZ	5310-00-763-0025	338X5	264663C1	WASHER, FLAT	3
5	PAFZZ	5310-01-466-1604	3D6E9	40X1233	NUT, LOCK	3
6	PAFZZ	2590-01-555-4994	72447	2596735C91	DRIVE SHAFT ASSEMBLY	1
7	PAFZZ	2520-01-555-5002	338X5	2596736C91	DRIVE SHAFT ASSEMBLY	1
8	PAFZZ	5340-01-568-5873	338X5	ZDR17TYS3876	YOKE, UNIVERSAL JOINT	1
					INPUT	
9	PAFFF	5340-01-484-6511	72447	1658835C91	RETAINER ASSEMBLY	1
10	PAFZZ	5340-01-484-6511	338X5	1657368C1	. STRAP, BEARING CUP	2
11	PAFZZ	5305-01-338-8155	338X5	1657366C1	. BOLT, MACHINE	4
					12 POINT	
2	PAFFF	2590-01-556-7090	338X5	2500673C91	KIT, RETAINER, UNIVERSAL JOINT ..	4
3					RETAINER	1
					SCREW, CAP	2
					END OF FIGURE	

FIELD MAINTENANCE
TRANSMISSION-TO-TRANSFER CASE PROPELLER SHAFT

Transmission-to-Transfer Case Propeller Shaft - (CONTINUED)

1 —

2 thru 3



B23P0900058

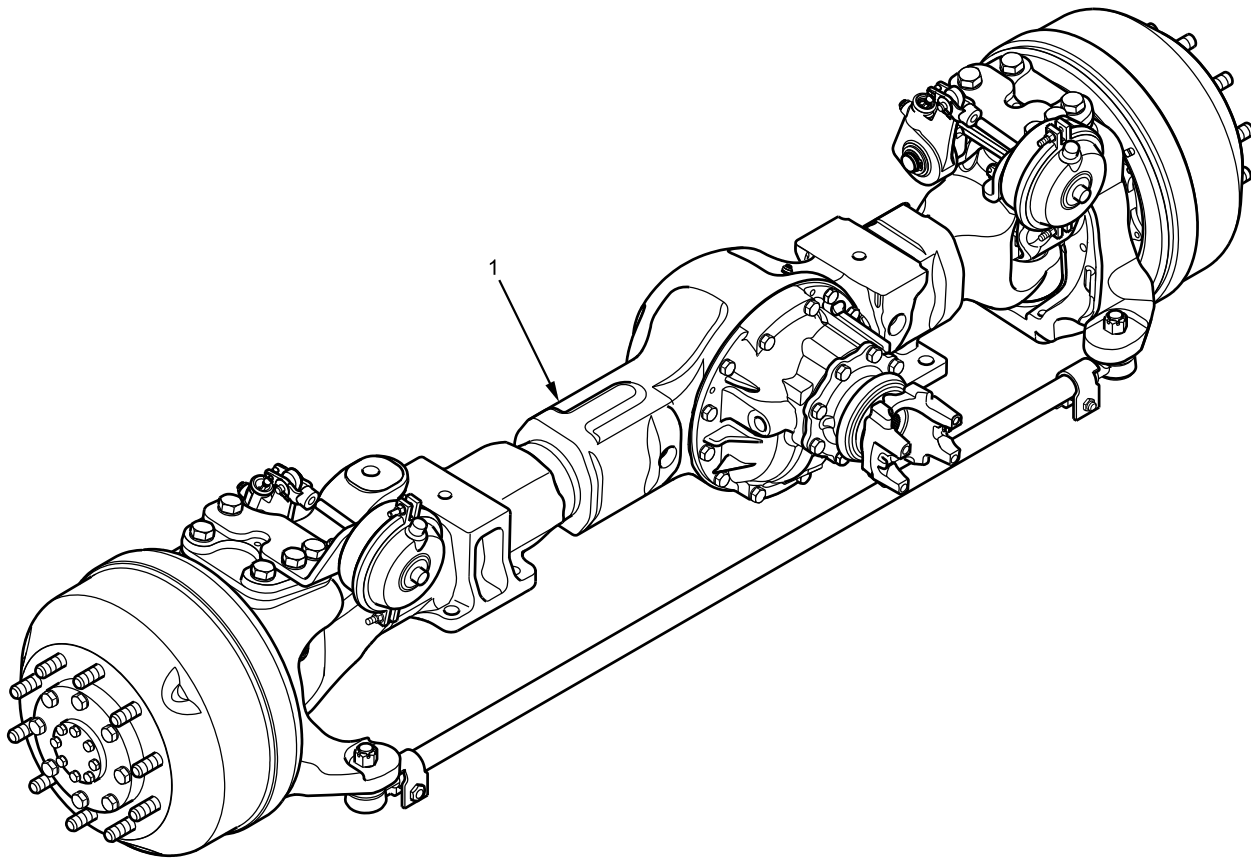
Figure 101. Transmission-to-Transfer Case Propeller Shaft.

Transmission-to-Transfer Case Propeller Shaft - (CONTINUED)

(1) ITEM NO.	(2) SMR CODE	(3) NSN	(4) CAGEC	(5) PART NUMBER	(6) DESCRIPTION AND USABLE ON CODE (UOC)	(7) QTY
					GROUP 0900 PROPELLER SHAFTS FIGURE Transmission-to-Transfer 101 Case Propeller Shaft.	
1	PAFFF	5340-01-484-6511	72447	6.5-70-18X	RETAINER, UNIVERSAL JOINT.....	1
2	PAFZZ	5340-01-484-6511	338X5	1657368C1	. STRAP, BEARING CUP	2
3	PAFZZ	5305-01-338-8155	338X5	1657366C1	. BOLT, MACHINE	4
					12 POINT	
4	PAFHH	2590-01-555-4849	338X5	2596734C91	DRIVESHAFT, TRANSMISSION TO TRANSFER CASE.....	1
					END OF FIGURE	

FIELD MAINTENANCE
FRONT AXLE ASSEMBLY

Front Axle Assembly - (CONTINUED)



B23P10000308

Figure 102. Front Axle Assembly.

Front Axle Assembly - (CONTINUED)

(1) ITEM NO.	(2) SMR CODE	(3) NSN	(4) CAGEC	(5) PART NUMBER	(6) DESCRIPTION AND USABLE ON CODE (UOC)	(7) QTY
					GROUP 1000 FRONT AXLE ASSEMBLY FIGURE Front Axle Assembly. 102	
1	PAFHH	2530-01-555-5447	78500	2596476C91L	AXLE, FRONT, ASSEMBLY END OF FIGURE	1

FIELD MAINTENANCE

FRONT AXLE

Front Axle - (CONTINUED)

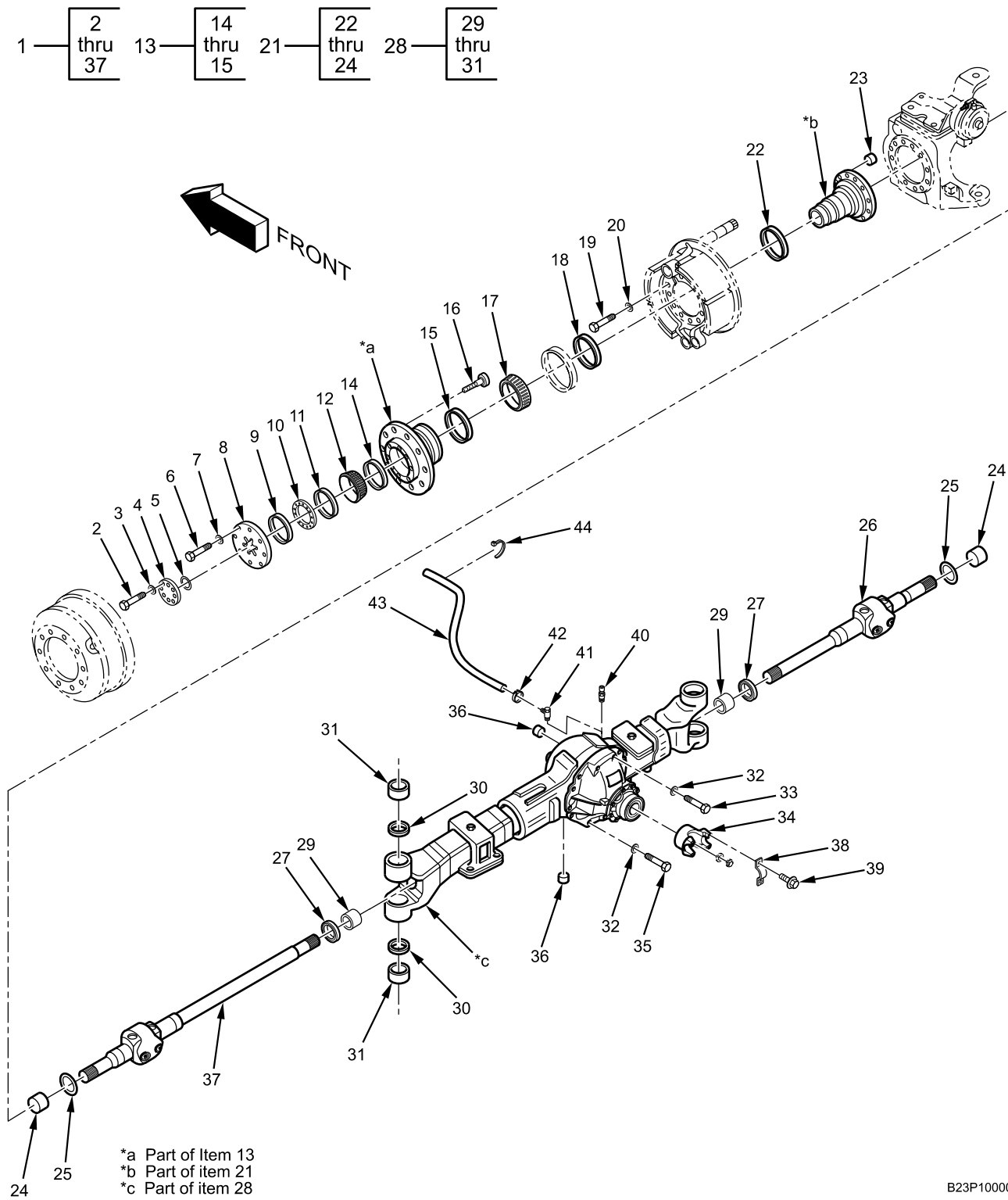


Figure 103. Front Axle.

Front Axle - (CONTINUED)

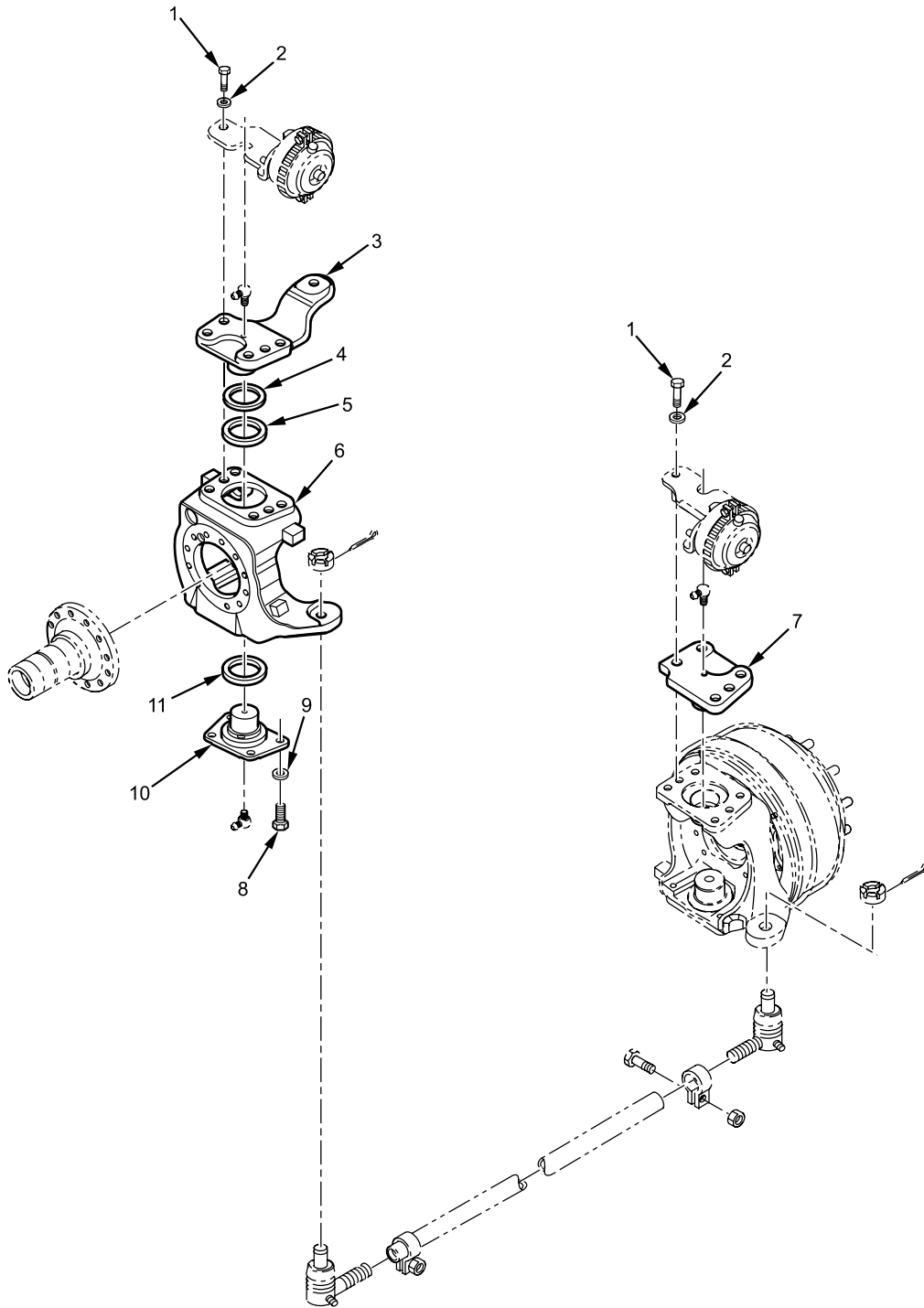
(1) ITEM NO.	(2) SMR CODE	(3) NSN	(4) CAGEC	(5) PART NUMBER	(6) DESCRIPTION AND USABLE ON CODE (UOC)	(7) QTY
					GROUP 1000 FRONT AXLE ASSEMBLY FIGURE Front Axle. 103	
1	PAFHH	2530-01-555-5447	78500	MX18120DANL2433	AXLE, FRONT, MODULE.....	1
2	PAFZZ	5306-01-068-1071	338X5	24840R1	. CAPSCREW	16
3	PAFZZ	5310-01-083-9509	3D6E9	1229-K-1597P	. WASHER, FLAT	16
4	PAFZZ	5340-01-556-5341	78500	3266-Z-1456	. PLATE, COVER	2
5	PAFZZ	2815-01-556-7311	78500	1229-W-4807	. RING, SNAP, AXLE SHAFT	2
6	PAFZZ	5306-01-556-4606	78500	10-X-1594	. BOLT, DRIVE FLANGE	16
7	PAFZZ	5310-01-292-7257	78500	1229U1503	. WASHER, FLAT	16
8	PAFZZ	2530-01-556-5340	78500	3270-R-1084	. FLANGE, AXLE.....	2
9	PAFZZ	5310-01-291-0001	78500	1227-K-1025	. NUT, SPINDLE OUTER	2
10	PAFZZ	5365-01-289-9771	78500	R002560	. SPACER, RING.....	2
11	PAFZZ	5310-01-238-8841	78500	1227-D-1018	. NUT, SPINDLE INNER.....	2
12	PAFZZ	3110-00-950-9700	60038	594A	. BEARING, CONE.....	2
13	PAFFF	3040-01-556-4774	78500	A-333-P-4228	. HUB ASSEMBLY.....	2
14	PAFZZ	3110-00-142-4390	60038	592A	. . CUP, TAPERED ROLLER BEARING .	2
15	PAFZZ	3110-00-100-0594	81348	FF-B-187/01-680	. . BEARING, INNER	2
16	PAFZZ		78500	20-X-2390	. STUD, WHEEL.....	20
17	PAFZZ	3110-00-100-3621	338X5	FP52400	. BEARING, CONE INNER.....	2
18	PCFZZ	5330-01-466-1618	78500	A1205-P-2434	. SEAL, GREASE	2
19	PAFZZ	5305-01-376-0623	78500	S21020A2	. BOLT	22
20	PAFZZ	5310-01-292-7257	338X5	226846R1	. WASHER, FLAT	16
21	PAFFF	2530-01-556-5331	78500	A-3213-M-1937	. SPINDLE, ASSEMBLY WITH BUSHING	2
22	PCFZZ	5330-01-090-2106	78500	1199-T-3166	. . SEAL, OIL SLEEVE.....	2
23	PAFZZ	3120-01-556-4600	78500	S1225-S-1189	. . BUSHING, SLEEVE	2
24	PAFZZ	5365-01-556-5439	78500	1225-L-1442	. . BUSHING, AXLE SHAFT	2
25	PCFZZ	5331-01-556-5330	78500	A-1205-V-2648	. SEAL, OIL SPINDLE.....	2
26	PAFZZ	2520-01-556-5338	78500	A-3205-X-1116	. SHAFT, WITH UNIVERSAL JOINT RIGHT	1
27	PCFZZ	5330-01-556-5326	78500	A-1205-U-2647	. SEAL, OIL AXLE SHAFT	2
28	PAFHH	2520-01-556-5440	78500	C-3121-H-3258	. HOUSING, AXLE ASSEMBLY	1
29	PAFZZ	5365-01-556-5439	78500	1225-L-1442	. . BUSHING, AXLE SHAFT	2
30	PAFZZ	5340-01-556-7106	78500	1250-V-1218	. . PLUG, SOCKET	4
31	PAFZZ	3120-01-556-7140	78500	1225-U-1191	. . BUSHING, KING PIN	4
32	PAFZZ	5310-01-325-7280	3D6E9	1229-C-1511	. WASHER, FLAT	18
33	PAFZZ	5306-01-556-5328	78500	10-X-1602	. BOLT, CARRIER, SHORT.....	14
34	PAFZZ	2520-01-555-4952	72447	140-4-261-1X	. YOKE, UNIVERSAL JOINT	1
35	PAFZZ	5306-01-556-5329	78500	10-X-1603	. BOLT, CARRIER, LONG	4
36	PAFZZ	5365-01-180-2369	78500	1250-E-473	. PLUG, DRAIN, MAGNET	2
37	PAFZZ	2520-01-556-5339	78500	A-3205-W-1115	. SHAFT, WITH UNIVERSAL JOINT LEFT	1
38	PAFZZ	3110-01-576-7264	338X5	3524814C1	. RETAINER, BEARING	2
39	PAFZZ	5305-01-518-8434	338X5	3513117C1	PART OF KIT P/N 2500673C91 BOLT, MACHINE	4
					PART OF KIT P/N 2500673C91	

Front Axle - (CONTINUED)

(1) ITEM NO.	(2) SMR CODE	(3) NSN	(4) CAGEC	(5) PART NUMBER	(6) DESCRIPTION AND USABLE ON CODE (UOC)	(7) QTY
40	PAFZZ	2520-01-556-5441	78500	A-1199-W-4053	BREATHER ASSEMBLY	1
41	PAFZZ	2815-01-556-4790	1MVZ1	302706	FITTING, BREATHER	1
42	PAFZZ	4730-01-556-5477	0Y3H3	62008	CLAMP, HOSE	1
43	MFFZZ		338X5	L2643545X900MM	HOSE, HEAVY DUTY	1
					MAKE FROM HOSE, HEAVY DUTY, CAGEC 338X5, PART NUMBER L2643545, LENGTH 900-MM	
44	PAFZZ	5340-01-556-5910	53421	BT105RP	STRAP, CABLE LOCK	1
38	PAFFF	2590-01-556-7090	338X5	2500673C91	RETAINER, ASSEMBLY, UNIVERSAL	1
39					JOINT KIT	2
					RETAINER, BEARING	4
					BOLT, MACHINE	
					END OF FIGURE	

FIELD MAINTENANCE
STEERING MECHANISM

Steering Mechanism - (CONTINUED)



B23P1000015

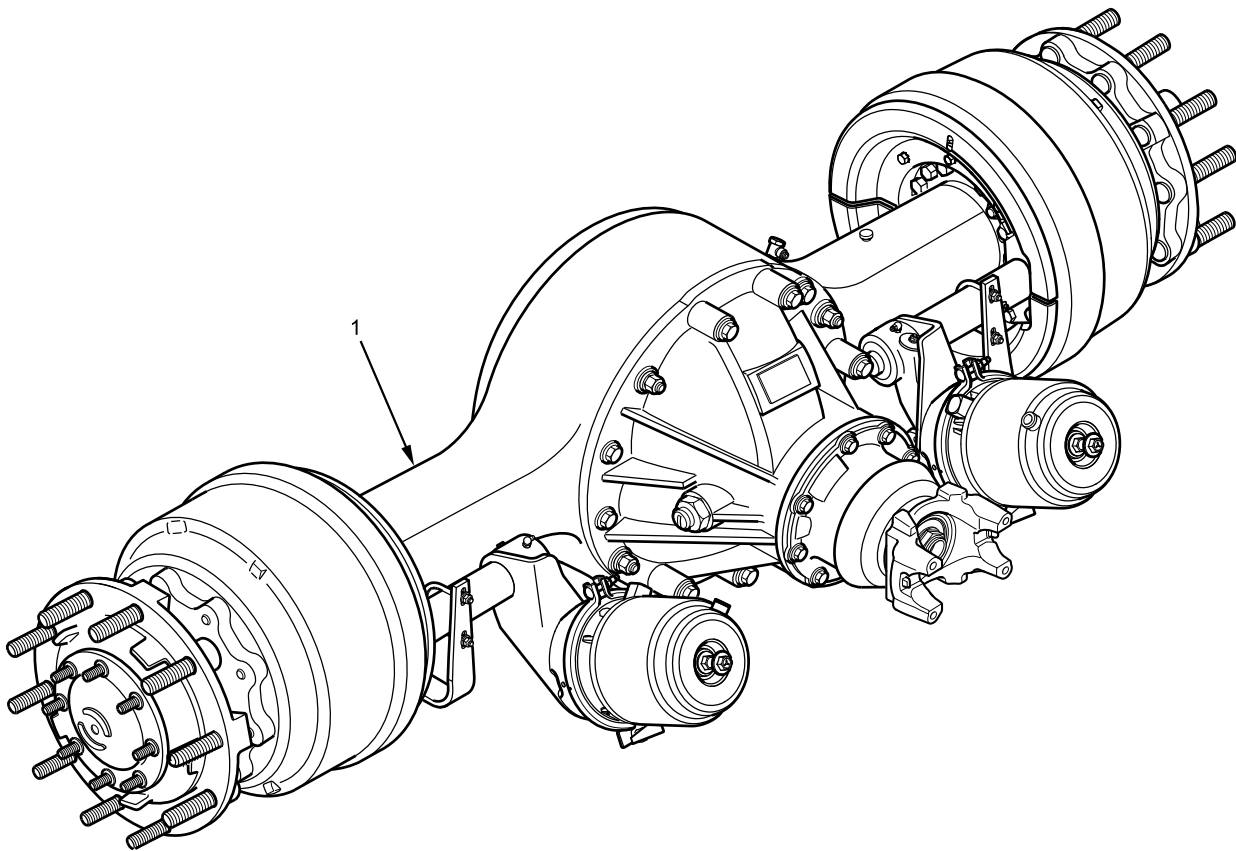
Figure 104. Steering Mechanism

Steering Mechanism - (CONTINUED)

(1) ITEM NO.	(2) SMR CODE	(3) NSN	(4) CAGEC	(5) PART NUMBER	(6) DESCRIPTION AND USABLE ON CODE (UOC)	(7) QTY
					GROUP 1004 STEERING AND LEANING WHEEL MECHANISM FIGURE Steering Mechanism 104	
1	PAFZZ	5305-01-293-7897	78500	S21424A2	BOLT, KING PIN.....	10
2	PAFZZ	5310-01-059-7130	3D6E9	1229-M-1625	WASHER, FLAT	10
3	PAFZZ	3040-01-556-5364	78500	3133-L-8514	ARM, STEERING	1
4	PCFZZ	5331-01-329-1959	78500	1205-A-1743	O-RING	2
5	KFFZZ		78500	2803-L-3444	SHIM (0.005).....	1
					PART OF KIT P/N KIT4760	
5	KFFZZ		78500	2803-L-3445	SHIM (0.015).....	1
					PART OF KIT P/N KIT4760	
5	KFFZZ		78500	2803-L-3446	SHIM (0.025).....	1
					PART OF KIT P/N KIT4760	
6	PAFFF	2530-01-556-5394	78500	A-3111-Z-3874	KNUCKLE, STEERING WITH BUSHING	1
					LEFT	
6	PAFFF	2530-01-556-5395	78500	A-3111-A-3875	KNUCKLE, STEERING WITH BUSHING	1
					RIGHT	
7	PAFZZ	5340-01-556-5333	78500	3266-A-1457	CAP, KING PIN UPPER	1
8	PAFZZ	2530-01-556-5334	78500	S-21214A-2	BOLT, KING PIN CAP	8
9	PAFZZ	5310-01-244-2086	7X677	2392314	WASHER.....	8
10	PAFZZ	2530-01-556-4624	78500	3262-G-1255	CAP, LOWER STEERING	2
11	PAFZZ	3110-01-556-4598	78500	A-1228-X-1220	BEARING, THRUST	2
	PAFZZ	5365-01-588-5443	78500	KIT4760	KIT, SHIM	2
5					SHIM (0.005)	1
5					SHIM (0.015)	1
5					SHIM (0.025)	1
					END OF FIGURE	

FIELD MAINTENANCE
REAR AXLE ASSEMBLY

Rear Axle Assembly - (CONTINUED)



B23P110000309

Figure 105. Rear Axle Assembly.

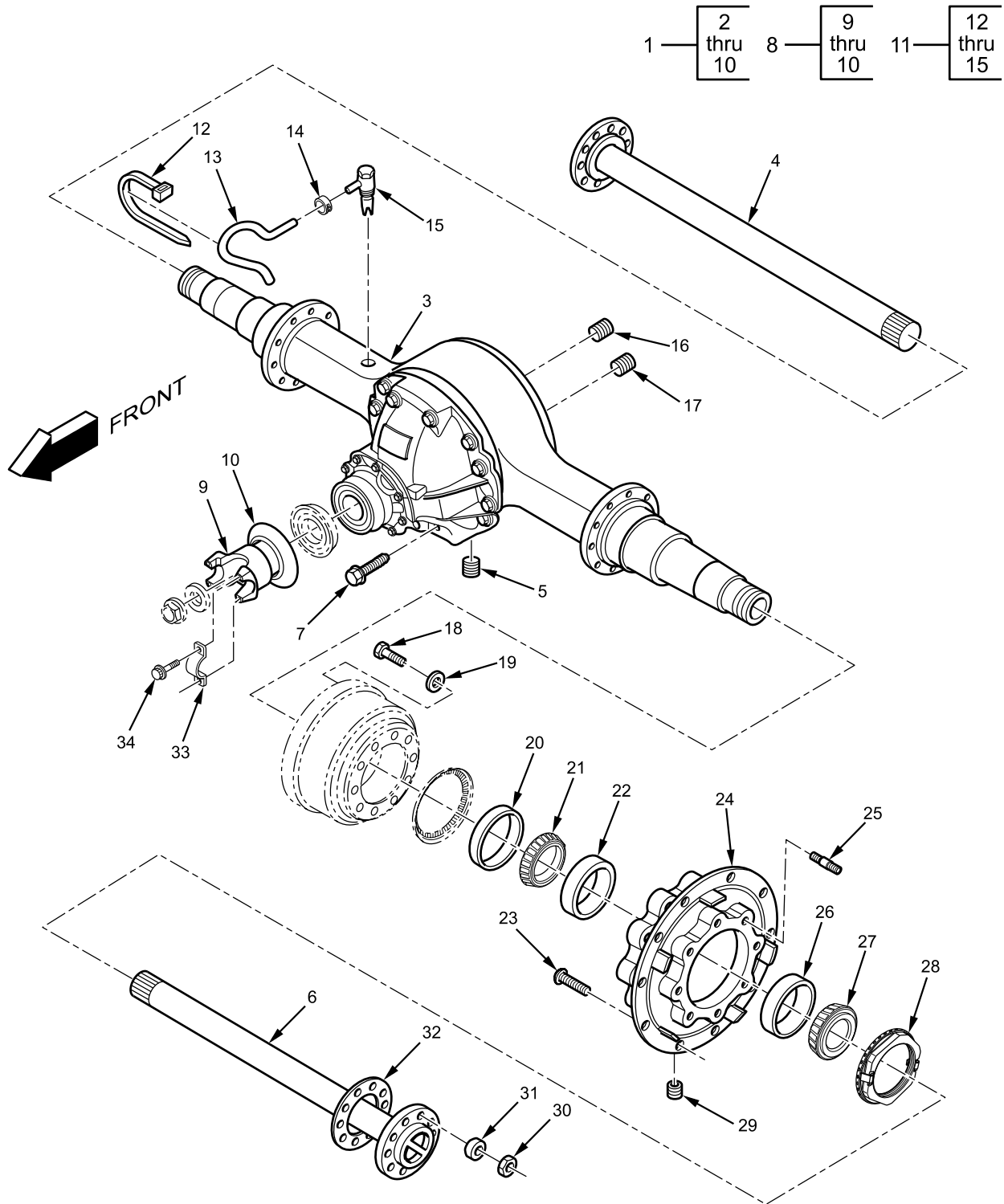
Rear Axle Assembly - (CONTINUED)

(1) ITEM NO.	(2) SMR CODE	(3) NSN	(4) CAGEC	(5) PART NUMBER	(6) DESCRIPTION AND USABLE ON CODE (UOC)	(7) QTY
					GROUP 1100 REAR AXLE ASSEMBLY	
					FIGURE Rear Axle Assembly. 105	
1	PAFHH	2530-01-555-5450	78500	2596477C93L	AXLE, REAR, ASSEMBLY END OF FIGURE	1

FIELD MAINTENANCE

REAR AXLE

Rear Axle - (CONTINUED)



B24P1100030

Figure 106. Rear Axle.

Rear Axle - (CONTINUED)

(1) ITEM NO.	(2) SMR CODE	(3) NSN	(4) CAGEC	(5) PART NUMBER	(6) DESCRIPTION AND USABLE ON CODE (UOC)	(7) QTY
					GROUP 1100 REAR AXLE ASSEMBLY FIGURE Rear Axle. 106	
1	PAFHH	2530-01-555-5450	78500	RS23160NFN216543	AXLE, REAR	1
2	PAFZZ	5306-01-556-4606	78500	10-X-1594	BOLT, DIFFERENTIAL	8
3	PAFZZ	2815-01-556-7320	78500	C13121X32747S	HOUSING ASSEMBLY	1
4	PAFZZ	2520-01-556-5437	78500	3206-T-1190	AXLE SHAFT, RIGHT REAR	1
5	PAFZZ	5365-01-180-2369	3D6E9	1250-E-473	PLUG, DRAIN, MAGNETIC	1
6	PAFZZ	2520-01-556-4571	78500	3202-X-8110	AXLE SHAFT, LEFT REAR	1
7	PAFZZ	5305-01-518-7432	78500	10X1600	SCREW, HEX HEAD	1
8	PAFFF	2520-01-555-4958	78500	140TYS38A	YOKE, UNIVERSAL JOINT	1
9	XAFZZ		79470	140-4-301-1	YOKE, END, HALF-ROUND	1
10	PAFZZ	2520-01-330-8163	78500	DEFR56-7	YOKE, DEFLECT	1
11	PAFZZ	2520-01-587-3358	338X5	3693754C91	BREATHER, AXLE COVER	1
12	PAFZZ	5340-01-556-6500	338X5	386170C1	STRAP, CABLE LOCK	3
13	MFFZZ		338X5	L2643546X	HOSE, NONMETALLIC	1
					MAKE FROM HOSE, NONMETALLIC, CAGEC 338X5, PART NUMBER L2643546	
14	PAFZZ	4730-01-556-5477	0Y3H3	62008	CLAMP, HOSE	1
15	PAFZZ	2815-01-556-4790	338X5	3606386C1	FITTING, BREATHER	1
16	PAFZZ	5365-01-566-9232	338X5	2035618C1	PLUG, PATCH	1
17	PAFZZ	4730-01-538-8729	89346	586048C1	PLUG, PATCH	1
18	PAFZZ	5306-01-556-5450	4N501	10012032	SCREW, CAP, HEXAGON	10
19	PAFZZ	5310-01-556-5451	4N501	10012033	WASHER, FLAT	10
20	PCFZZ	5330-01-568-5883	338X5	CR47691	SEAL, PLAIN	2
21	PAFZZ	3110-00-950-9700	60038	594A	BEARING, CONE, INNER	2
22	PAFZZ	3110-00-142-4390	338X5	TM592A	CUP, TAPERED ROLLER BEARING ...	2
23	PAFZZ	5307-01-556-5449	4N501	10005301	STUD, WHEEL	20
24	PAFZZ		4N501	10020590	HUB, MACHINED	2
25	PAFZZ	5307-01-556-5448	4N501	10018442	STUD, DOUBLE-ENDED	16
26	PAFZZ	3110-00-100-0329	60038	572	CUP, BEARING OUTER	2
27	PAFZZ	3110-00-100-0643	60038	580	BEARING, CONE, OUTER	2
28	PAFZZ	5310-01-556-5243	338X5	2032055C1	NUT, BEARING	2
29	PAFZZ	4730-01-568-5897	338X5	3604465C92	PLUG	2
					9/16-IN.	
30	PAFZZ	5310-01-556-6825	338X5	9411658	NUT, AXLE SHAFT	16
31	PCFZZ	5365-01-186-5011	338X5	54700R1	BUSHING, DOWEL AXLE	16
32	PCFZZ	5330-01-556-6137	79788	2XX306158	GASKET, AXLE SHAFT	2
33	PAFZZ	3110-01-576-7264	338X5	3524814C1	RETAINER, UNIVERSAL JOINT	2
					PART OF KIT P/N 140-70-18K	

Rear Axle - (CONTINUED)

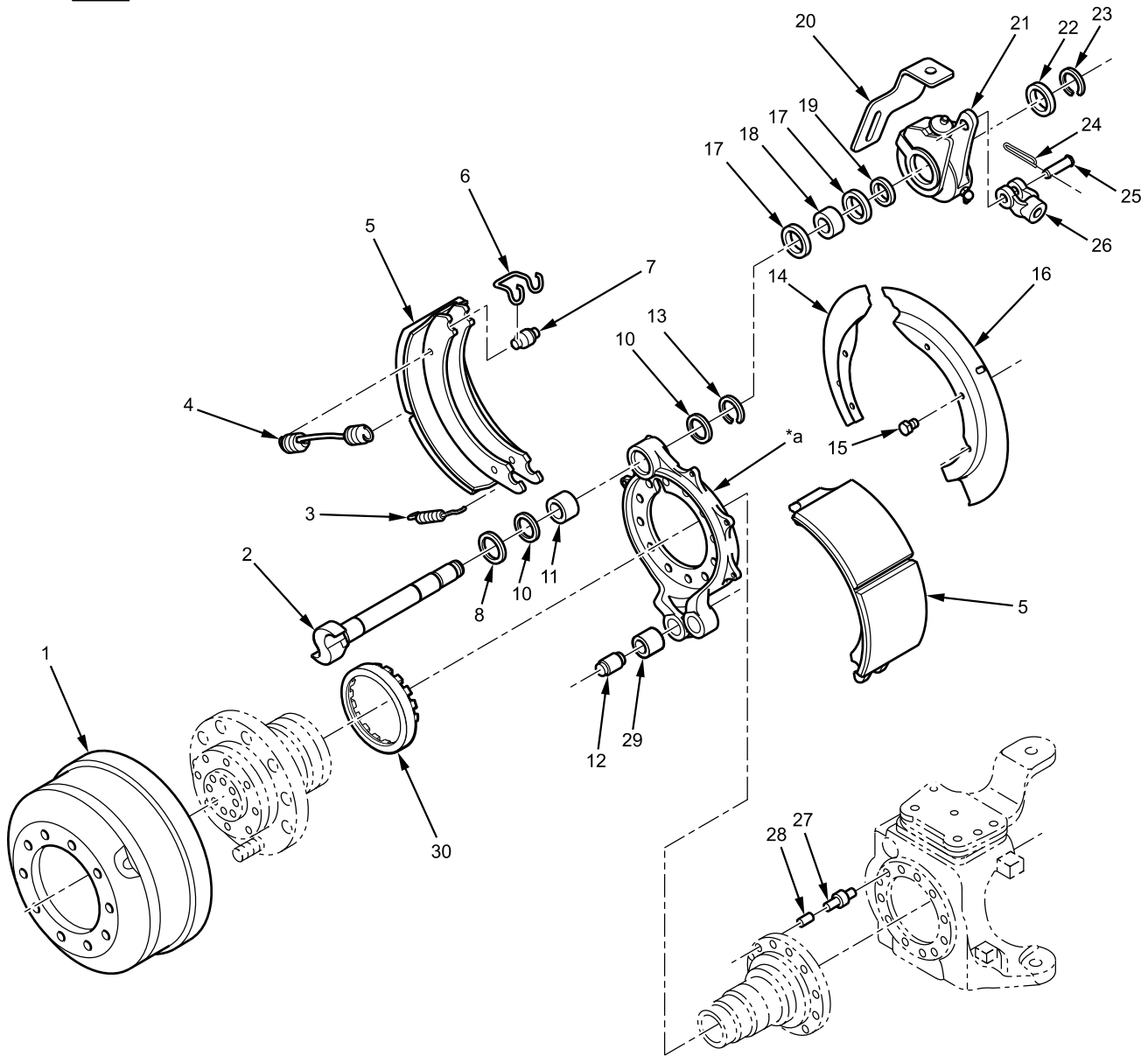
(1) ITEM NO.	(2) SMR CODE	(3) NSN	(4) CAGEC	(5) PART NUMBER	(6) DESCRIPTION AND USABLE ON CODE (UOC)	(7) QTY
34	PAFZZ	5305-01-518-8434	338X5	3513117C1	BOLT, MACHINE	4
					PART OF KIT P/N 140-70-18K	
29	PAFZZ	2590-01-556-7090	72447	140-70-18K	RETAINER ASSEMBLY UNIVERSAL	1
30					JOINT, KIT	2
					RETAINER, UNIVERSAL JOINT . . .	4
					BOLT, MACHINE	
					END OF FIGURE	

FIELD MAINTENANCE

FRONT BRAKES

Front Brakes - (CONTINUED)

9 — 10
thru
12



*a Part of item 9

B23P1200016

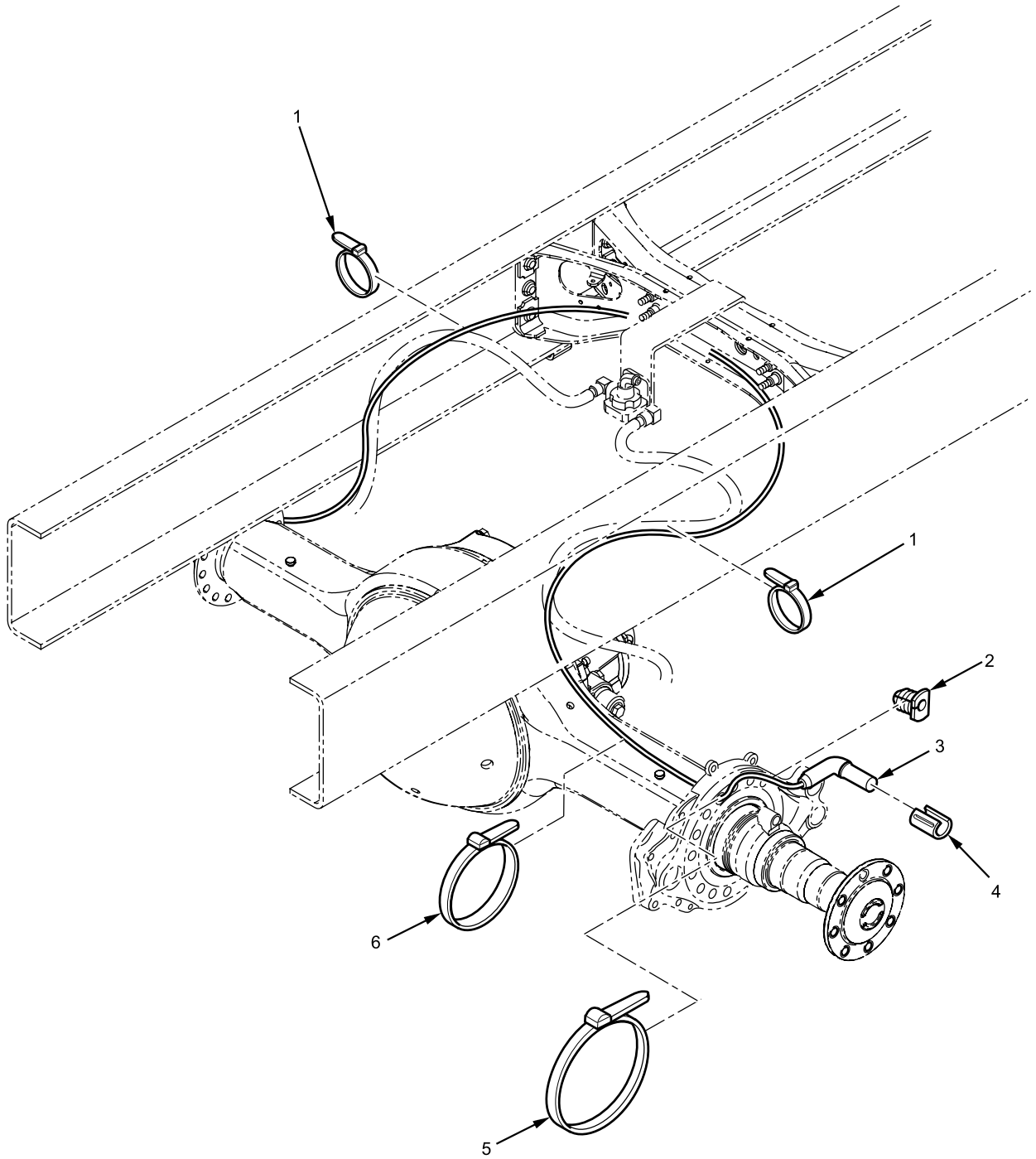
Figure 107. Front Brakes.

Front Brakes - (CONTINUED)

(1) ITEM NO.	(2) SMR CODE	(3) NSN	(4) CAGEC	(5) PART NUMBER	(6) DESCRIPTION AND USABLE ON CODE (UOC)	(7) QTY
					GROUP 1202 SERVICE BRAKES FIGURE Front Brakes. 107	
1	PAFZZ	2530-01-556-5869	78500	3219-N-5786	DRUM, BRAKE	2
2	PAFZZ	2530-01-556-4667	78500	2210E8585	CAMSHAFT, BRAKE, LEFT	1
2	PAFZZ	2530-01-556-5325	78500	2210-D-8584	CAMSHAFT, BRAKE, RIGHT.....	1
3	PAFZZ	5360-01-393-9975	338X5	2258H1230	SPRING, BRAKE SHOE RETAINER...	4
4	PAFZZ	5360-01-518-3316	3D6E9	2258-Y-1273	SPRING, HELICAL	
5	PAFZZ	2530-01-481-2638	78500	KSR4034715QP	SHOE, BRAKE	4
6	PAFZZ	5342-01-271-6326	3D6E9	3105-B-210	RETAINER, ROLLER.....	4
7	PAFZZ	3120-00-322-6430	78500	2297T7222	ROLLER, BRAKE SHOE	4
8	PAFZZ	5310-01-224-6835	78500	1229X3118	WASHER.....	2
9	PAFZZ	2530-01-556-4683	78500	A3211M5733	SPIDER ASSEMBLY, BRAKE.....	2
10	PCFZZ	5330-01-328-6090	78500	1205Q2123	SEAL, CAMSHAFT	2
11	PCFZZ	3120-01-179-7532	78500	1225-B-834	BUSHING, CAMSHAFT	2
12	PCFZZ	3120-00-255-6042	3D6E9	1225B496	BUSHING, SLEEVE.....	4
13	PAFZZ	5325-01-499-3380	78500	1229-T-4102	RING, SNAP	2
14	PAFZZ		338X5	3264S1449	SHIELD, DUST, BRAKE, RIGHT.....	1
					PART OF KIT P/N KIT12100	
15	PAFZZ	5306-01-556-4674	78500	S-264B	BOLT, DUST SHIELD.....	10
16	PAFZZ		338X5	3264T1450	SHIELD, DUST, BRAKE, LEFT.....	1
					PART OF KIT P/N KIT12100	
17	PCFZZ	5330-01-344-0636	78500	A-1205-V-1556	SEAL, CAMSHAFT	4
18	PCFZZ	3120-01-556-5332	78500	1225-R-1344	BUSHING, CAMSHAFT	2
19	PAFZZ	5310-01-133-5373	3D6E9	1229-B-1848	WASHER, SPACER, OUTER	6
20	PAFZZ		78500	A1-2255-D-1044	STRAP ASSEMBLY, LEFT	1
20	PAFZZ		78500	A2-2255-D-1044	STRAP ASSEMBLY, RIGHT	1
21	PAFZZ		78500	A57-3275-S-1059	ADJUSTER, SLACK	2
22	PAFZZ	5365-01-126-9574	78500	1229-S-2697	WASHER, SPACER, INNER.....	2
23	PAFZZ	5325-00-281-6623	3D6E9	1229-X-1116	RING, SNAP	2
24	PAFZZ	5315-01-512-9937	89346	2024772C1	CLIP, EXTENSION.....	2
25	PAFZZ	5315-01-357-0826	78500	19X1084	PIN, SLACK ADJUSTER	2
26	PAFZZ	5340-01-314-2961	3D6E9	1245C185	CLEVIS, ROD END.....	2
27	PAFZZ	2530-01-556-5399	78500	A-3237-Z-1248	SENSOR, ABS	2
28	PAFZZ	3120-01-446-7854	78500	R955459	CLIP, ABS SENSOR	2
29	PAFZZ	5315-01-272-6607	3D6E9	1259N274	PIN, ANCHOR.....	4
30	PAFZZ	2530-01-469-9839	78500	3237-V-1062	RING, ABS TONE	2
14	PAFZZ	5340-01-556-5327	78500	KIT12100	KIT, SHIELD, DUST, BRAKE	1
16					SHIELD, DUST BRAKE LEFT . . .	1
					SHIELD, DUST BRAKE RIGHT . . .	1
END OF FIGURE						

FIELD MAINTENANCE

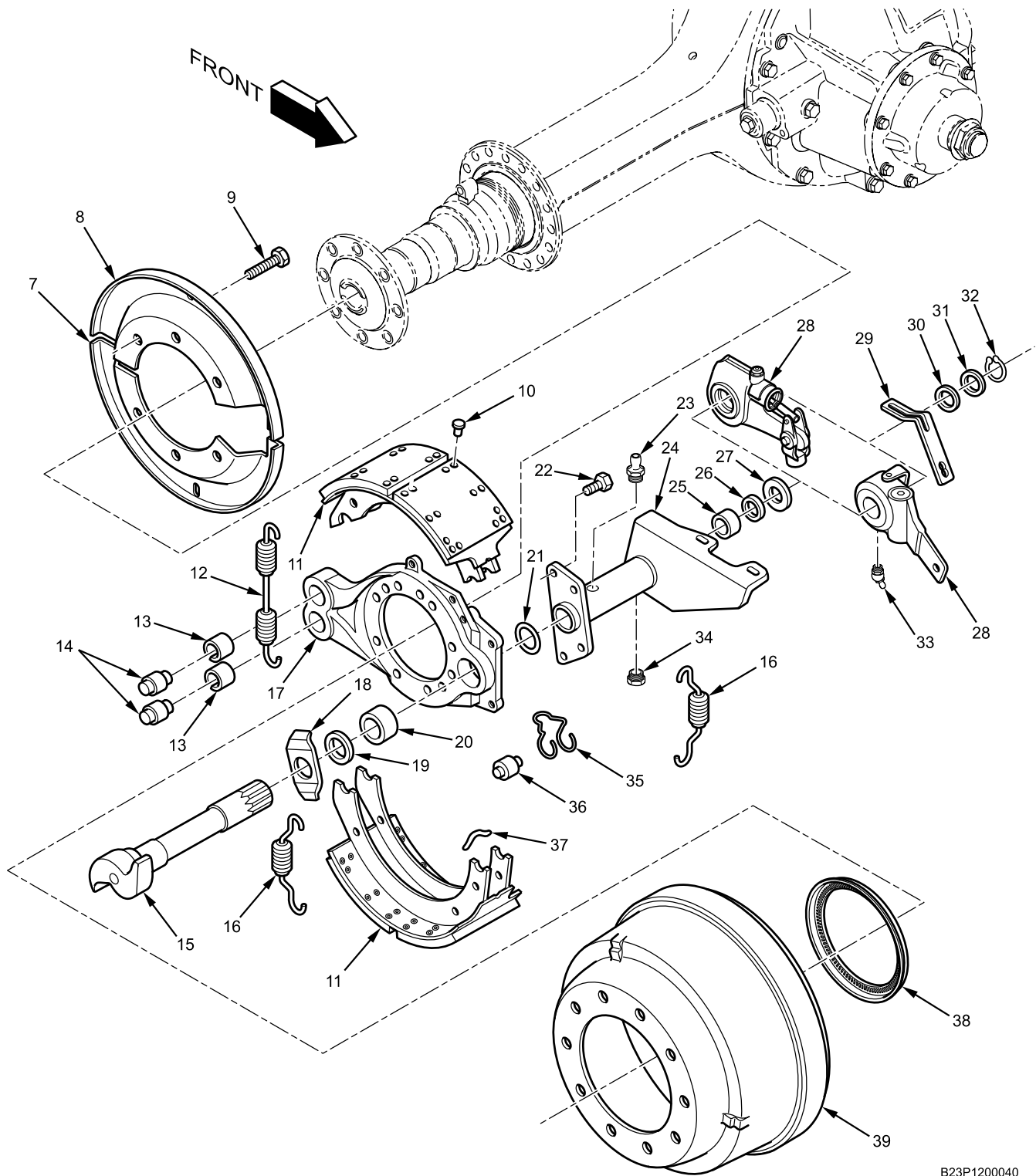
REAR BRAKES



B23P1200137

Figure 108. Rear Brakes (Sheet 1 of 2).

Rear Brakes - (CONTINUED)



B23P1200040

Figure 108. Rear Brakes (Sheet 2 of 2).

Rear Brakes - (CONTINUED)

(1) ITEM NO.	(2) SMR CODE	(3) NSN	(4) CAGEC	(5) PART NUMBER	(6) DESCRIPTION AND USABLE ON CODE (UOC)	(7) QTY
					GROUP 1202 SERVICE BRAKES FIGURE Rear Brakes 108	
1	PAFZZ	5340-00-421-5015	53421	T50R-OHS	STRAP, CABLE LOCK	8
2	PCFZZ	5325-01-556-5960	338X5	3541353C1	GROMMET, NONMETALLIC.....	2
3	PAFZZ	2530-01-556-4786	06853	801551	SENSOR, TRANSMITTER, WHEEL SPEED.....	2
4	PAFZZ	5340-01-556-4785	06853	801534	RETAINER, WHEEL SPEED SENSOR	2
5	PAFZZ		78500	A-2255-C-1329	STRAP, CABLE LOCK	2
6	PAFZZ	5975-01-556-6500	338X5	386170C1	STRAP, CABLE LOCK	4
7	PAFZZ		78500	3236Q2123	SHIELDS, DUST	2
8	PAFZZ		78500	3236R2124	LEFT BOTTOM, RIGHT TOP SHIELDS, DUST	2
9	PAFZZ	5306-00-481-9792	338X5	69480R91	LEFT TOP, RIGHT BOTTOM BOLT WITH WASHER	12
10	PAFZZ	5320-01-066-5169	338X5	262365C1	RIVET, TUBULAR	112
11	PAFZZ		78500	A28-3222-D-1954	PART OF KIT P/N KSR4034707QP SHOE, BRAKE W/LINING	4
12	PAFZZ	5360-01-213-8996	78500	2258R590	PART OF KIT P/N KSR4034707QP RETAINER SPRING, BRAKE	2
13	PCFZZ	3120-00-255-6042	3D6E9	1225B496	BUSHING, ANCHOR PIN	2
14	PAFZZ		78500	1259-N-1132	PIN, ANCHOR.....	4
15	PAFZZ		78500	2210-Q-8883	CAMSHAFT, "S" HEAD LEFT	1
15	PAFZZ		78500	2210-P-8882	CAMSHAFT, "S" HEAD RIGHT	1
16	PAFZZ	5360-01-393-9975	338X5	2258H1230	RETURN SPRING	4
17	PAFZZ		78500	A14-3211-W-6003	BRAKE SPIDER LEFT	1
17	PAFZZ	2530-01-568-6056	78500	A14-3211-X-6004	BRAKE SPIDER RIGHT	1
18	PAFZZ	5310-01-571-7017	78500	1229-F-4686	WASHER, CAM HEAD.....	2
19	PCFZZ	5330-01-568-5881	78500	A-1205-X-2650	SEAL, CAMSHAFT	2
20	PCFZZ	3120-01-518-7850	78500	1225C1277	BUSHING, CAMSHAFT	2
21	PCFZZ	5331-01-478-5191	3D6E9	1205G761	O-RING	2
22	PAFZZ	5305-01-546-8091	78500	S-2810B-2	BOLT, BRACKET, CAMSHAFT	4
23	PAFZZ	4730-00-050-4208	78500	1199N1860	FITTING, LUBRICATION	2
24	PAFZZ		78500	N65-3299-T-1554	BRACKET, CAMSHAFT LEFT	1
24	PAFZZ		78500	N65-3299-T-1555	BRACKET, CAMSHAFT RIGHT	1
25	PCFZZ	5365-01-586-6183	78500	1225-J-1362	BUSHING, CAMSHAFT IB.....	2
26	PCFZZ	5330-01-568-5879	338X5	A-1205-W-2649	SEAL, CAMSHAFT IB	2
27	PAFZZ		78500	1229-H-4090	WASHER, FLAT	2
28	PAFZZ		78500	A57-3275-S-1059	ADJUSTER, BRAKE SLACK	2
28	PAFZZ		78500	A1-3275-A-1249	SINGLE PIN CLEVIS ADJUSTER, BRAKE SLACK	2
29	PAFZZ	5340-01-568-6134	338X5	HAL42710553	TWO PIN CLEVIS BRACKET, MOUNTING	2
30	PAFZZ	5310-01-571-7019	78500	1229-M-4823	WASHER, 0.015-IN. THICK	2
30	PAFZZ	5310-01-546-2208	78500	1229J3130	WASHER, 0.030-IN. THICK	2
31	PAFZZ	5310-01-571-7022	78500	1229W3117	WASHER, FLAT	2

Rear Brakes - (CONTINUED)

(1) ITEM NO.	(2) SMR CODE	(3) NSN	(4) CAGEC	(5) PART NUMBER	(6) DESCRIPTION AND USABLE ON CODE (UOC)	(7) QTY
32	PAFZZ	5365-01-213-5069	78500	1229D2942	RING, SNAP	2
33	PAFZZ		78500		FITTING, LUBRICATION	2
34	PAFZZ		78500	1199-U-3947	FITTING, PRESSURE	2
35	PAFZZ	5342-01-271-6326	3D6E9	3105-B-210	CLIP, CAM ROLLER	2
36	PAFZZ	3120-01-327-3468	78500	1199-U-3765	ROLLER, CAM	4
37	PAFZZ	5340-01-327-5482	78500	1218-C-107	PIN, SPRING RETURN.....	4
38	PAFZZ	2530-01-478-9211	4N501	103705	RING, ABS	1
39	PAFZZ	2530-01-571-7016	4N501	10020233	DRUM, BRAKE	1
10	PAFZZ	2530-01-555-4999	338X5	KSR4034707QP	PARTS KIT, BRAKE	2
11					RIVET, TUBULAR	56
					SHOE, BRAKE W/LINING	2
					END OF FIGURE	

FIELD MAINTENANCE

AIR TANKS

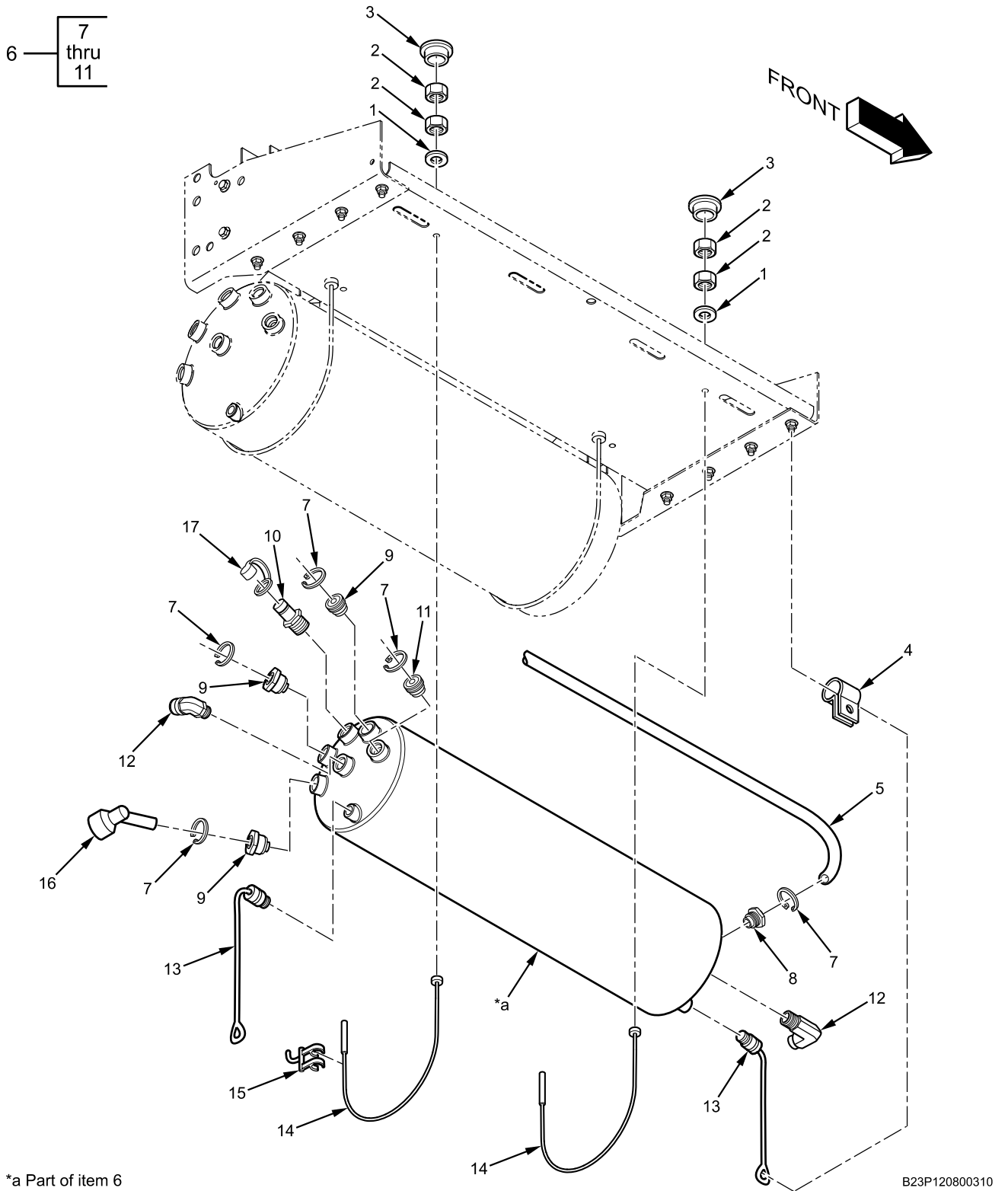
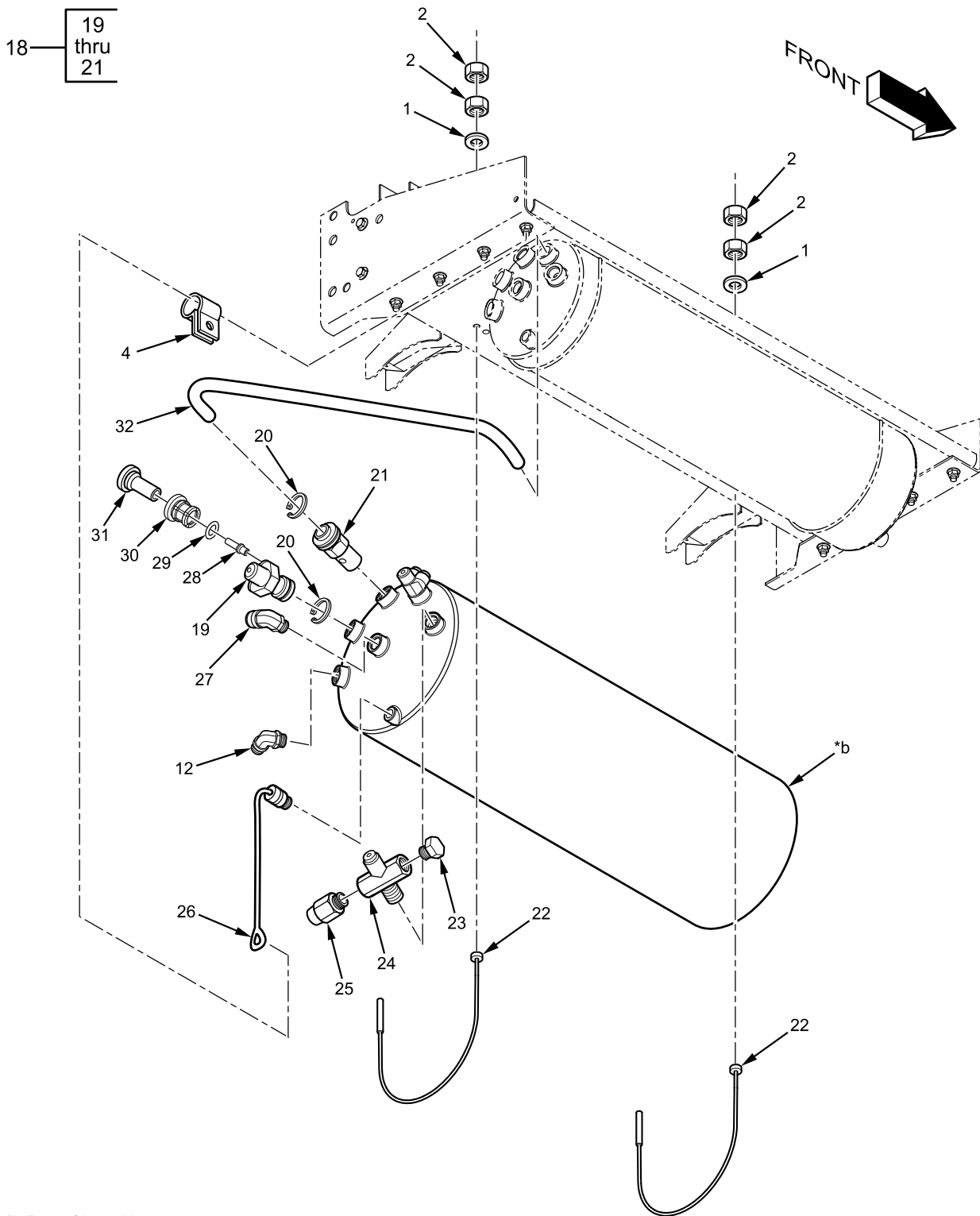


Figure 109. Air Tanks. (Sheet 1 of 2).

Air Tanks - (CONTINUED)



*b Part of item 18

B23P1200055

Figure 109. Air Tanks. (Sheet 2 of 2).

Air Tanks - (CONTINUED)

(1) ITEM NO.	(2) SMR CODE	(3) NSN	(4) CAGEC	(5) PART NUMBER	(6) DESCRIPTION AND USABLE ON CODE (UOC)	(7) QTY
					GROUP 1208 AIR BRAKE SYSTEM FIGURE Air Tanks. 109	
1	PAFZZ	5310-01-065-2596	338X5	25709R1	WASHER, FLAT	4
					3/8-IN.	
2	PAFZZ	5310-01-556-4513	0Y3H3	0169547	NUT, PLAIN, HEXAGON	8
					3/8 - 24 TPI.	
3	PAFZZ	5340-01-556-6409	338X5	3820331C1	PLATE, ASSEMBLY	2
4	PAFZZ		338X5	850218C1	CLAMP, CABLE	2
5	PAFZZ	4720-01-556-6223	338X5	3603582C1	TUBE, FORMED	1
					ORANGE	
6	PAFFF	4310-01-556-6494	338X5	3821436C91	TANK, AIR, SECONDARY, ASSEMBLY	1
					8-1/2-IN.	
7	PAFZZ	5325-01-537-3097	89346	3562389C1	. RING, SNAP	5
8	PAFZZ	4820-01-577-6389	338X5	3553320C1	. VALVE, CHECK	1
9	PAFZZ	4730-01-577-8705	338X5	2508740C91	. VALVE, CHECK	3
10	PAFZZ	4820-01-580-0295	338X5	1823306C1	. VALVE, CHECK	1
11	PAFZZ	4820-01-535-2809	89346	2506990C1	. VALVE, SAFETY, RELIEF	2
12	PAFZZ	4730-01-512-4549	87373	VS269PMTNS-10-8	ELBOW, 90-DEGREE	3
					1/2 X 5/8 IN.	
13	PAFZZ	4820-01-535-4467	89346	1671718C91	VALVE, DRAIN	2
					WITH CABLE	
14	PAFZZ	2530-01-556-6496	338X5	3821516C1	CABLE, MOUNTING	2
15	PAFZZ	5340-01-556-6224	338X5	3603891C1	BRACKET, MOUNTING	2
16	PAFZZ	4730-01-556-5230	338X5	2024446C1	ELBOW, TUBE	1
17	PCFZZ	2530-01-513-4350	338X5	1655349C1	CAP, DUST, PROTECTIVE	1
18	PAFFF	2590-01-555-4993	338X5	3821439C91	TANK, AIR PRIMARY, ASSEMBLY	1
					11-IN.	
19	PAFZZ	4820-01-577-7976	338X5	3562424C1	. VALVE, STOP-CHECK	2
20	PAFZZ	5325-01-537-3097	89346	3562398C1	. RING, SNAP	3
21	PAFZZ	4820-01-578-1544	338X5	2506988C1	. VALVE, CHECK	1
22	PAFZZ	4010-01-556-6094	338X5	3557936C1	CABLE, MOUNTING	2
23	PAFZZ	4730-00-842-7841	338X5	20990R1	PLUG, PIPE	1
					3/8 - 18 NPT	
24	PAFZZ	2510-01-556-7053	338X5	3594593C1	VALVE, 90-DEGREE	1
25	PAFZZ	4730-01-556-5213	338X5	2017487C1	COUPLING, TANK VALVE	1
26	PAFZZ	4820-01-566-6507	338X5	545906C91	VALVE, DRAIN	1
					WITH CABLE	
27	PAFZZ	4730-01-556-5226	338X5	2017520C1	ELBOW, HOSE	1
28	KFFZZ		9R076	117-03906	TUBE, SUPPORT	1
					PART OF KIT P/N 117-90006	
29	KFFZZ		9R076	121-00110-70	O-RING	1
					PART OF KIT P/N 117-90006	

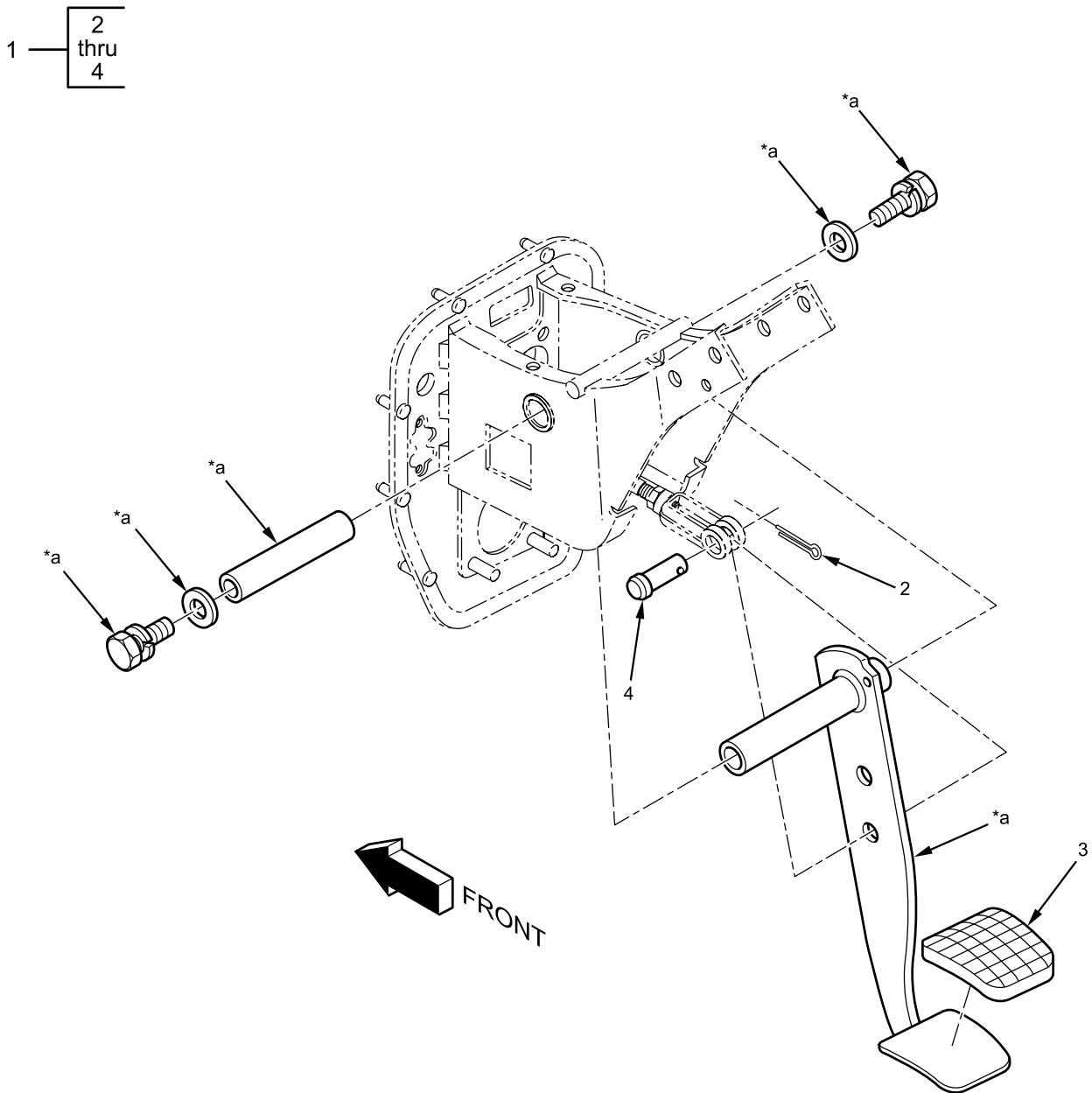
Air Tanks - (CONTINUED)

(1) ITEM NO.	(2) SMR CODE	(3) NSN	(4) CAGEC	(5) PART NUMBER	(6) DESCRIPTION AND USABLE ON CODE (UOC)	(7) QTY
30	KFFZZ		9R076	117-01206	COLLET	1
					PART OF KIT P/N 117-90006	
31	KFFZZ		9R076	1829X6	PLUG	1
					PART OF KIT P/N 117-90006	
32	PAFZZ	2520-01-556-7044	338X5	3603591C1	TUBE, FORMED	1
					GREEN	
28	PCFZZ	5340-01-585-2245	9R076	3603591C1	KIT, PUSH TO CONNECT PLUG.....	1
29					3/8-IN. PTC	1
30					TUBE, SUPPORT.	1
31					O-RING	1
					COLLET	
					PLUG	
					END OF FIGURE	

FIELD MAINTENANCE

BRAKE PEDAL

Brake Pedal - (CONTINUED)



*a Part of item 1

B23P120800306

Figure 110. Brake Pedal.

Brake Pedal - (CONTINUED)

(1) ITEM NO.	(2) SMR CODE	(3) NSN	(4) CAGEC	(5) PART NUMBER	(6) DESCRIPTION AND USABLE ON CODE (UOC)	(7) QTY
					GROUP 1208 AIR BRAKE SYSTEM FIGURE Brake Pedal. 110	
1	PAFZZ	2530-01-556-5293	338X5	2506171C92	ASSEMBLY, BRAKE PEDAL.....	1
2	PAFZZ	5315-00-234-1657	2978	201952	. PIN, COTTER 1/8-IN. OD	1
3	PCFZZ	2540-01-556-5272	338X5	2505695C1	. PAD, PEDAL COVER.....	1
4	PAFZZ	5315-01-567-0291	338X5	BX200982	. PIN, CLEVIS 1/2-IN. OD END OF FIGURE	1

FIELD MAINTENANCE
HAND BRAKE CONTROL VALVES, AND LINES

Hand Brake Control Valves, and Lines - (CONTINUED)

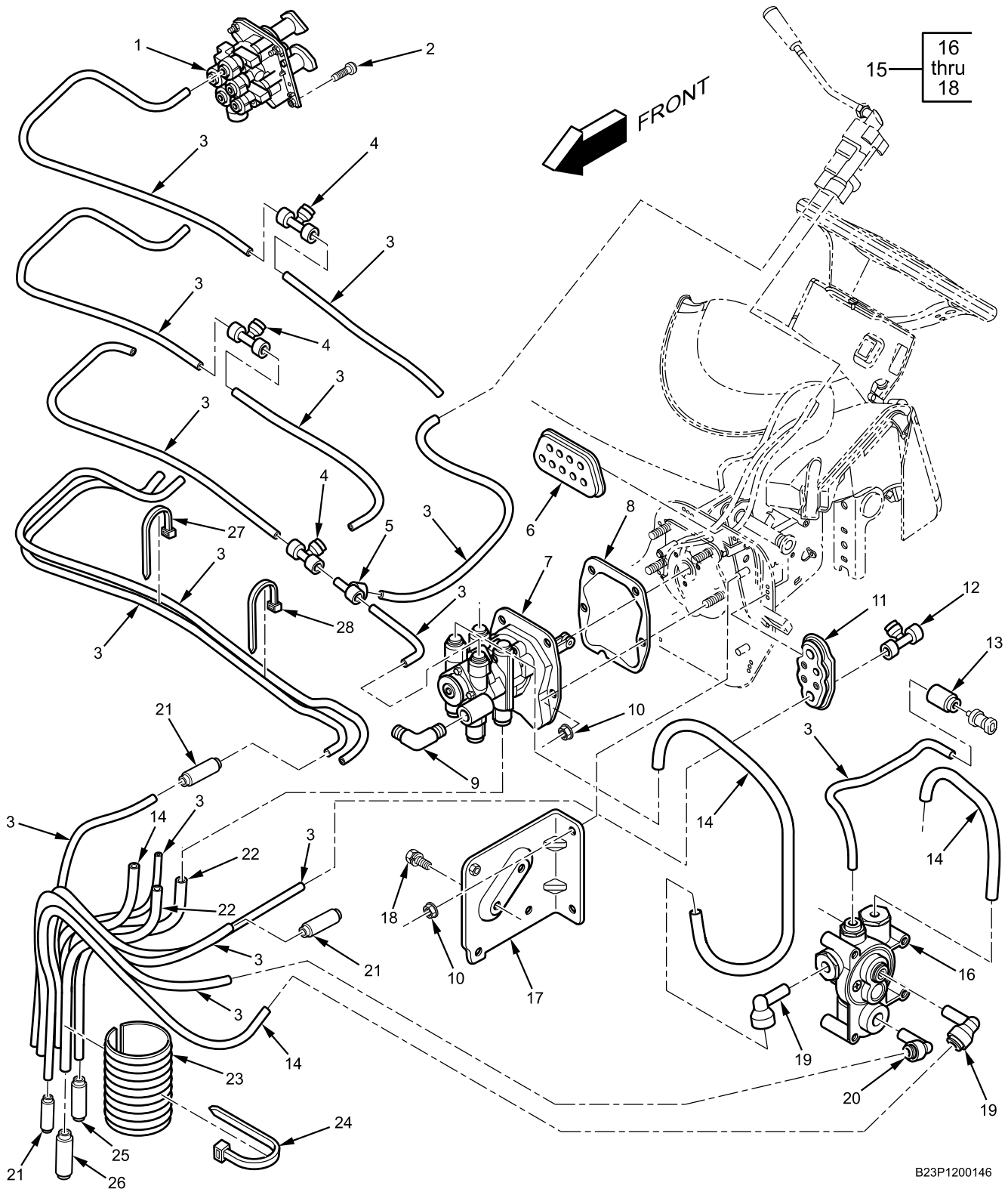


Figure 111. Hand Brake Control Valves, and Lines.

Hand Brake Control Valves, and Lines - (CONTINUED)

(1) ITEM NO.	(2) SMR CODE	(3) NSN	(4) CAGEC	(5) PART NUMBER	(6) DESCRIPTION AND USABLE ON CODE (UOC)	(7) QTY
					GROUP 1208 AIR BRAKE SYSTEM FIGURE Hand Brake Control Valves, 111 and Lines.	
1	PAFZZ	2530-01-556-5295	338X5	2506188C91	VALVE, HAND BRAKE.....	4
2	PAFZZ	5306-01-512-2099	338X5	3535292C1	BOLT, MACHINE.....	4
3	MFFZZ		338X5	417199C3X	TORX, M6 - 1.0 X 15 MM TUBE, NYLON.....	15
4	PAFZZ	4730-01-556-5208	93061	364PTC-6	3/8 IN. OD., MAKE FROM TUBING, NONMETALLIC, CAGEC 338X5, PART NUMBER 417199C3. COUPLING ASSEMBLY, QUICK DISCONNECT.....	3
5	PAFZZ	47301-556-5232	338X5	2024456C1	NYLON TUBE TEE, 3/8F X 3/8F X 3/8F IN. TEE, TUBE.....	1
6	PAFZZ	4710-01-556-5280	338X5	2505840C1	PUSH TO CONNECT, 3/8M X 3/8F X 3/8F IN. GUIDE, TUBE PASS THROUGH.....	1
7	PAFZZ	2530-01-568-3535	338X5	5007294	VALVE, DIFFERENTIAL PROTECTION, AIR BRAKE.....	1
8	PCFZZ	5330-01-556-5289	6853	5005731	GASKET, BRAKE VALVE.....	1
9	PAFZZ	4730-01-512-4545	93061	169PMTNS-4-6	ELBOW, PIPE.....	1
10	PAFZZ	5310-01-556-5260	0Y3H3	0162317	1/4-IN. TUBE TO 3/8-IN. NPT NUT, PLAIN, HEXAGON.....	6
11	PCFZZ	4710-01-556-5430	338X5	2594619C1	M8 - 1.25 GUIDE, TUBE PASS THROUGH.....	1
12	PAFZZ	4730-01-568-5875	338X5	2035693C1	TEE, PIPE.....	1
13	PAFZZ	4730-01-535-4802	93061	32PTC-6	PUSH TO CONNECT, 1/4F X 3/8F X 1/4F IN. COUPLING, PIPE.....	1
14	MFFZZ		338X5	417200C3X	PUSH TO CONNECT, 3/8F X 3/8F IN. TUBE, NYLON.....	4
15	PAFFF		6853	5009287	1/2-IN. OD., MAKE FROM TUBING, NONMETALLIC, CAGEC 338X5, PART NUMBER 417200C3. TIP-5 AND BRACKET.....	1
16	PAFZZ	2530-01-556-5296	338X5	2506192C91	VALVE, TRACTOR PROTECTION....	1
17	XAFZZ	5340-01-556-5265	338X5	2505843C91	BRACKET, AIR VALVE.....	1
18	PAFZZ		06853	291935	SCREW, MACHINE.....	2
19	PAFZZ	4730-01-556-5231	338X5	2024448C1	BOLT WITH CAPTURED LOCK WASHER, 5/16 - 18 X 3/4 IN. ELBOW, PUSH TO CONNECT.....	2
20	PAFZZ	4730-01-556-5230	338X5	2024446C1	90 DEGREE, 1/2F X 1/2M IN. ELBOW, PUSH TO CONNECT.....	1
					90 DEGREE, 3/8F X 3/8M IN.	

Hand Brake Control Valves, and Lines - (CONTINUED)

(1) ITEM NO.	(2) SMR CODE	(3) NSN	(4) CAGEC	(5) PART NUMBER	(6) DESCRIPTION AND USABLE ON CODE (UOC)	(7) QTY
21	PAFZZ	4730-01-451-8502	93061	62PMT-6	COUPLING ASSEMBLY, QUICK DISCONNECT	6
22	MFFZZ		338X5	417201C3X	UNION, 3/8F X 3/8F IN. TUBE, NYLON	2
23	MFFZZ		338X5	2643669R1X	5/8-IN. OD, MAKE FROM TUBING, NONMETALLIC, CAGEC 338X5, PART NUMBER 417201C3. LOOM, CABLE	1
24	PAFZZ	5340-1-189-8297	338X5	306132C1	2-IN. ID, MAKE FROM CONDUIT, CONVOLUTED, CAGEC 338X5, PART NUMBER 2643669R1, LENGTH 6-IN. STRAP, RETAINING	1
25	PAFZZ	4730-01-451-8498	93061	62PMT-8	COUPLING ASSEMBLY, QUICK DISCONNECT	2
26	PAFZZ	4730-01-451-8653	93061	62PMT-10	UNION, 1/2F X 1/2F IN. COUPLING ASSEMBLY, QUICK DISCONNECT	2
27	PAFZZ	5340-01-556-5977	338X5	3544557C1	UNION, 5/8F X 5/8F IN. STRAP, CABLE LOCK	1
28	PAFZZ	5340-00-421-5015	53421	T50R-OHS	STRAP, CABLE LOCK	2
					END OF FIGURE	

FIELD MAINTENANCE
FRONT BRAKE VALVES AND HOSES

Front Brake Valves and Hoses - (CONTINUED)

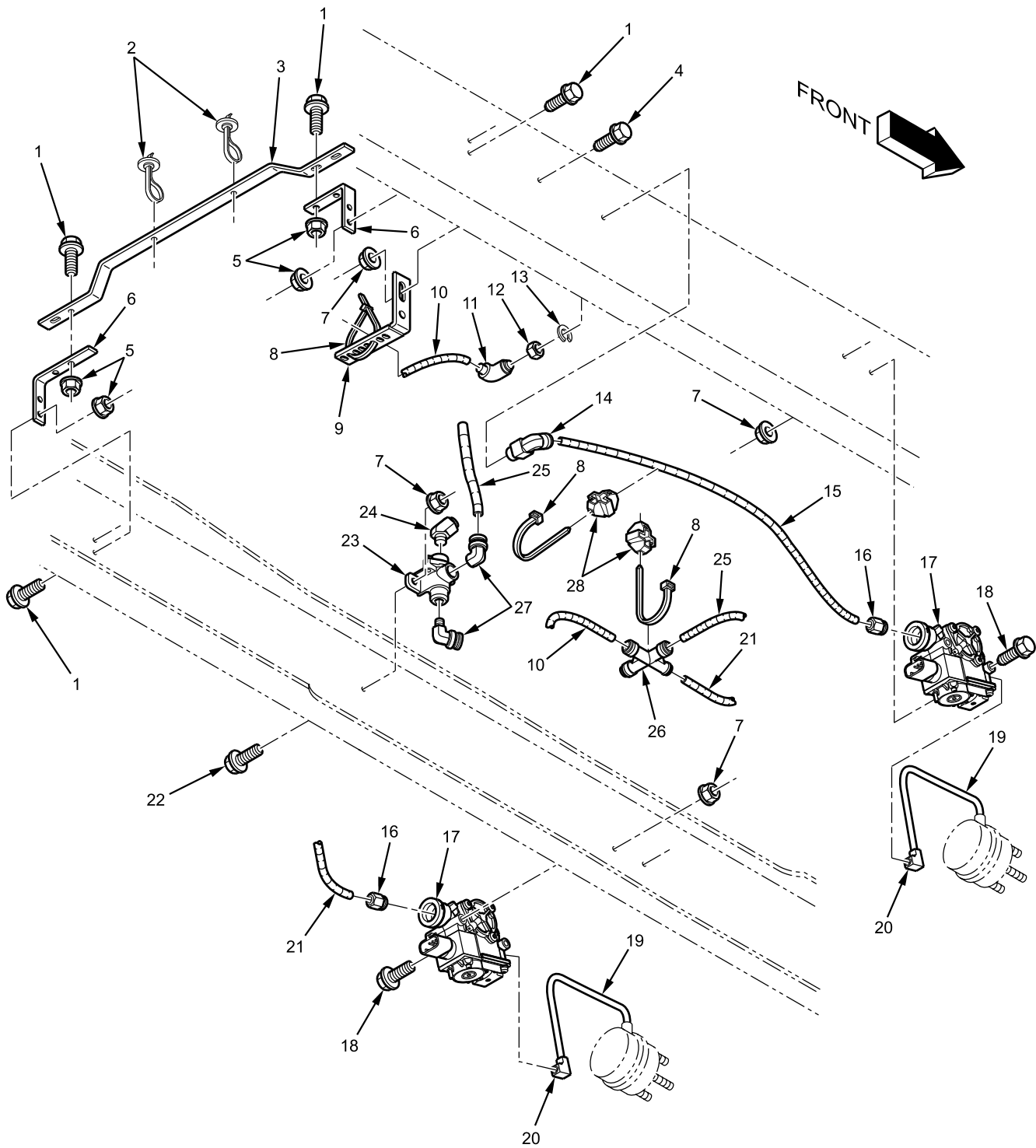


Figure 112. Front Brake Valves and Hoses.

B23P1200076

Front Brake Valves and Hoses - (CONTINUED)

(1) ITEM NO.	(2) SMR CODE	(3) NSN	(4) CAGEC	(5) PART NUMBER	(6) DESCRIPTION AND USABLE ON CODE (UOC)	(7) QTY
					GROUP 1208 AIR BRAKE SYSTEM FIGURE Front Brake Valves and 112 Hoses.	
1	PAFZZ	5306-01-556-4916	0Y3H3	0161888	BOLT, FLANGE HEAD	8
					M10 - 1.50 X 25 MM	
2	PAFZZ	5975-01-556-5977	53421	BT120LD	STRAP, CABLE LOCK	2
3	PAFZZ	5340-01-556-4753	338X5	3819495C1	SUPPORT, TUBE.....	1
4	PAFZZ	5306-01-535-8162	338X5	3561048C1	BOLT, FLANGE HEAD	1
					M8 - 1.25 X 30 MM	
5	PAFZZ	5310-01-512-6151	338X5	3535556C1	NUT, HEX FLANGE	8
					M10 - 1.5	
6	PAFZZ	5340-01-556-4754	338X5	3819497C1	BRACKET, SUPPORT	2
7	PAFZZ	5310-01-512-6164	338X5	3544379C1	NUT, HEX FLANGE	6
					M8 - 1.25	
8	PAFZZ	5340-01-189-8297	338X5	306132C1	STRAP, CABLE LOCK	3
9	PAFZZ	5340-01-556-5247	338X5	2034208C1	CLIP, EXTENSION	1
10	MFFZZ		338X5	417200C3X2750MM	TUBE, BLACK NYLON, 1/2-IN. OD.	1
					MAKE FROM TUBE, BLACK NYLON, CAGEC 338X5, PART NUMBER 417200C3, LENGTH 2750-MM	
11	PAFZZ	2540-01-556-5993	93061	165PMTBH-8BA	ANCHOR, QUICK CONNECT.....	1
					BULKHEAD, 90-DEGREE, 1/2-IN. TUBE	
12	PAFZZ	5310-01-512-6122	338X5	181372R1	NUT, THIN.....	1
					1 - 14 TPI.	
13	PAFZZ	5310-01-553-1230	0Y3H3	33021	WASHER, TOOTH LOCK	1
					1-IN.	
14	PAFZZ	4730-01-556-5231	338X5	2024448C1	FITTING, ELBOW, QUICK CONNECT	1
					90-DEGREE, 1/2-IN. TUBE TO 1/2-IN. STEM	
15	MFFZZ		338X5	417200C3X800MM	TUBE, BLACK NYLON, 1/2-IN. OD.	1
					MAKE FROM TUBE, BLACK NYLON, CAGEC 338X5, PART NUMBER 417200C3, LENGTH 800-MM	
16	PAFZZ	4730-01-506-2074	93061	VS68PMT-8-8	FITTING, QUICK CONNECT	2
					1/2-IN. NPT TO 1/2-IN. TUBE	
17	PAFZZ	4520-01-555-4997	06853	801481	VALVE, AIR MODULATOR.....	2
18	PAFZZ	5306-01-556-6091	338X5	3557701C1	BOLT, FLANGE HEAD	4
					M8 - 1.25 X 90 MM	
19	PAFZZ	4720-01-003-6706	89346	3570659C1	HOSE, FLEX AIR	2
20	PAFZZ	4730-01-556-6161	87373	000-56756	FITTING, ELBOW, 90-DEGREE	2
					3/4 X 1/2 IN.	
21	MFFZZ		338X5	417200C3X300MM	TUBE, BLACK NYLON, 1/2-IN. OD.	1
					MAKE FROM TUBE, BLACK NYLON, CAGEC 338X5, PART NUMBER 417200C3, LENGTH 300-MM	

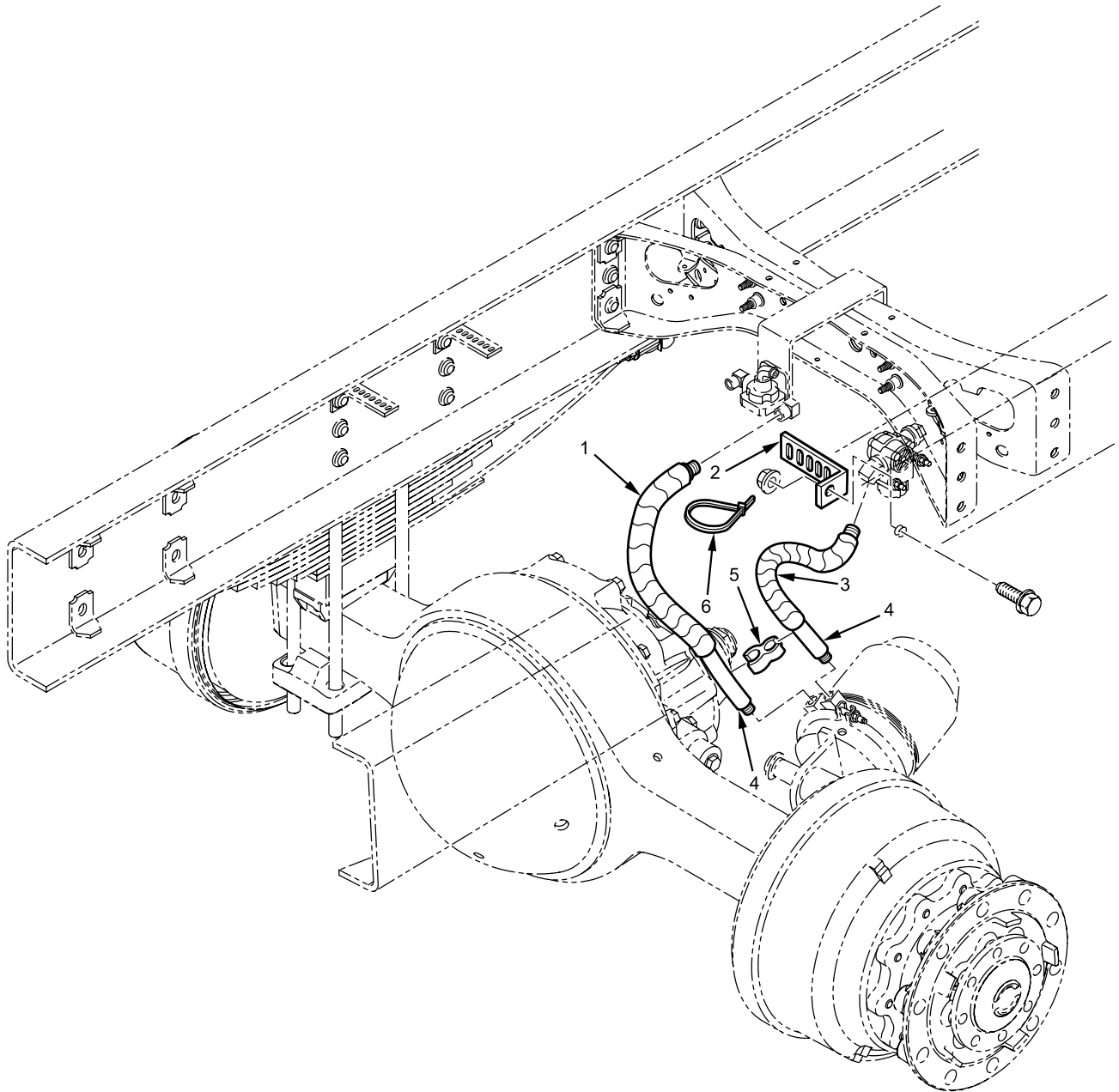
Front Brake Valves and Hoses - (CONTINUED)

(1) ITEM NO.	(2) SMR CODE	(3) NSN	(4) CAGEC	(5) PART NUMBER	(6) DESCRIPTION AND USABLE ON CODE (UOC)	(7) QTY
22	PAFZZ	5306-01-556-6519	338X5	40249R1	BOLT, FLANGE HEAD M8 - 1.25 X 40 MM	1
23	PAFZZ	4820-00-728-7467	06853	278614N	VALVE, CHECK.....	1
24	PAFZZ	4730-01-556-5882	87373	VS179PMTNS-6-6	FITTING, ELBOW, QUICK CONNECT	1
25	MFFZZ		338X5	417200C3X400MM	45-DEGREE, 3/8-IN. NPT TO 3/8-IN. TUBE TUBE, BLACK NYLON, 1/2-IN. OD.	1
26	PAFZZ	4720-01-556-6162	338X5	3571907C1	MAKE FROM TUBE, BLACK NYLON, CAGEC 338X5, PART NUMBER 417200C3, LENGTH 400-MM X-FITTING, QUICK CONNECT.....	1
27	PAFZZ	4730-01-556-3860	93061	VS369PTC-8-6	1/2 X 1/2 X 1/2 X 3/8 IN. FITTING, ELBOW, QUICK CONNECT	2
28	PAFZZ		338X5	3691109C1	90-DEGREE, 1/2-IN. TUBE TO 3/8-IN. NPT GUIDE, CABLE END OF FIGURE	1

FIELD MAINTENANCE

REAR BRAKE HOSES

Rear Brake Hoses - (CONTINUED)



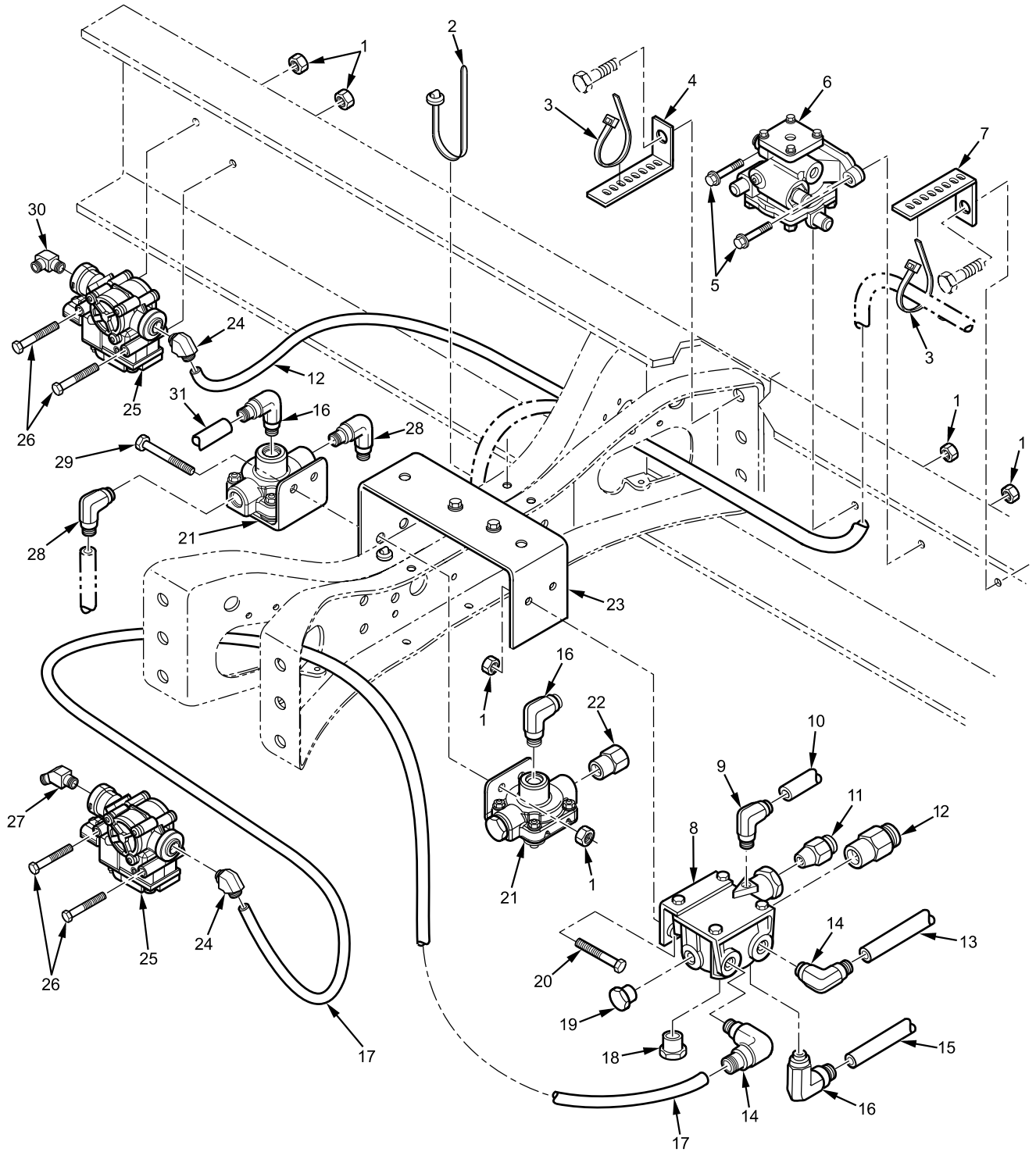
B23P120061

Figure 113. Rear Brake Hoses.

Rear Brake Hoses - (CONTINUED)

(1) ITEM NO.	(2) SMR CODE	(3) NSN	(4) CAGEC	(5) PART NUMBER	(6) DESCRIPTION AND USABLE ON CODE (UOC)	(7) QTY
					GROUP 1208 AIR BRAKE SYSTEM FIGURE Rear Brake Hoses. 113	
1	MFFZZ		81851	15210029168X375MM	INSULATOR, HOSE..... MAKE FROM INSULATOR, HOSE, CAGEC 338X5, PART NUMBER 15210029168, LENGTH 375-MM	1
2	PAFZZ	5340-01-556-5245	338X5	2034206C1	CLIP, EXTENSION	1
3	MFFZZ		81851	15210029168X500MM	INSULATOR, HOSE..... MAKE FROM INSULATOR, HOSE, CAGEC 338X5, PART NUMBER 15210029168, LENGTH 500-MM	1
4	PCFZZ	4720-01-556-6280	338X5	3662488C1	HOSE, FLEX AIR	4
5	PAFZZ	4730-01-104-8953	06721	100469	CLIP, HOSE.....	2
6	PAFZZ	5340-01-189-8297	338X5	306132C1	STRAP, CABLE LOCK	2
					END OF FIGURE	

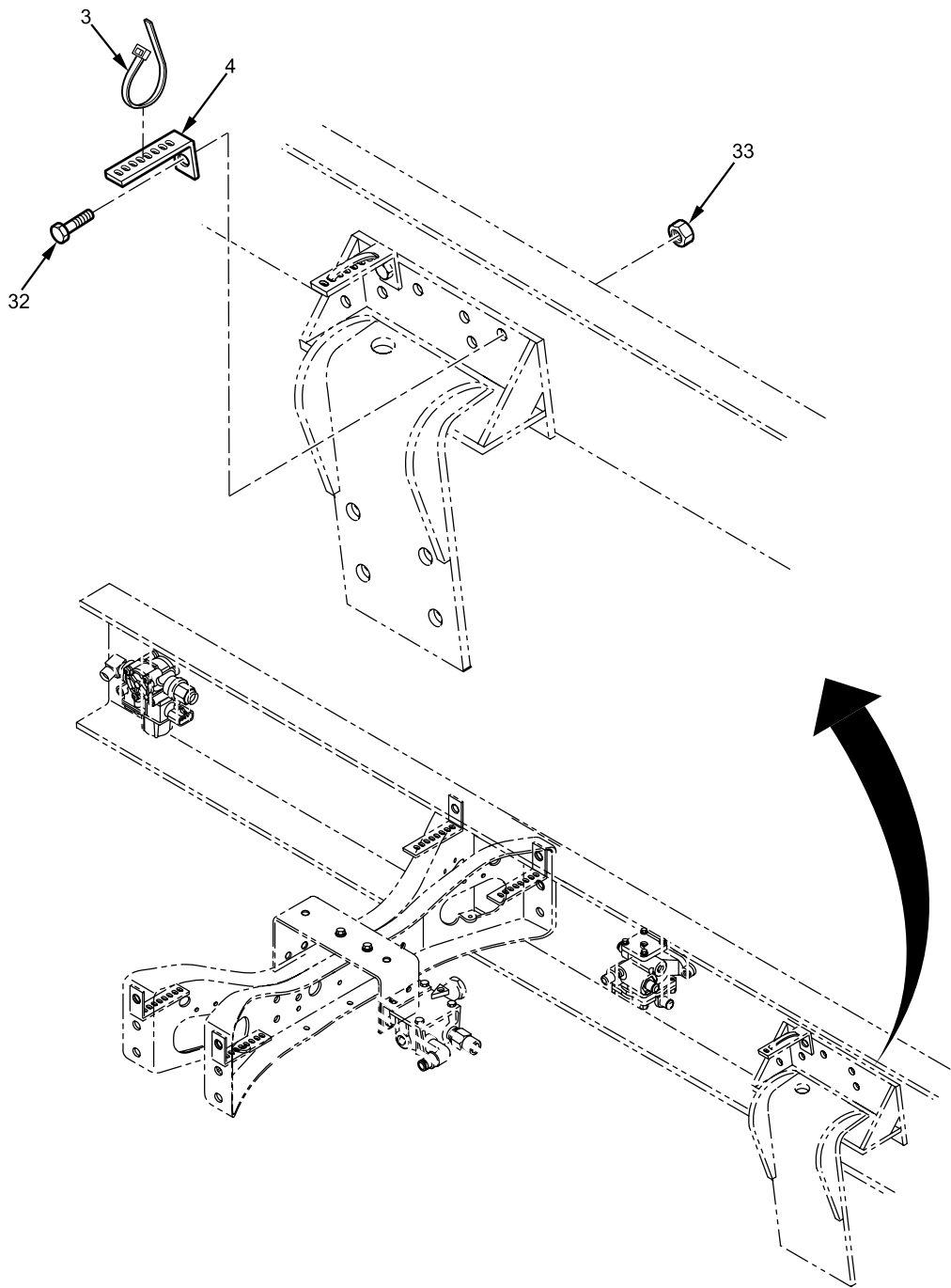
FIELD MAINTENANCE
REAR BRAKE VALVES



B23P1200091

Figure 114. Rear Brake Valves (Sheet 1 of 2).

Rear Brake Valves - (CONTINUED)



B23P1200147

Figure 114. Rear Brake Valves (Sheet 2 of 2).

Rear Brake Valves - (CONTINUED)

(1) ITEM NO.	(2) SMR CODE	(3) NSN	(4) CAGEC	(5) PART NUMBER	(6) DESCRIPTION AND USABLE ON CODE (UOC)	(7) QTY
					GROUP 1208 AIR BRAKES SYSTEM FIGURE Rear Brake Valves 114	
1	PAFZZ	5310-01-512-6164	338X5	3544379C1	NUT, HEX FLANGE	12
					M8 - 1.25	
2	PAFZZ	5975-01-556-5977	53421	BT120LD	STRAP, CABLE LOCK	2
3	PAFZZ	5340-01-189-8297	338X5	306132C1	STRAP, CABLE LOCK	8
4	PAFZZ	5340-01-556-5245	338X5	2034206C1	CLIP, EXTENSION	6
5	PAFZZ	5306-01-556-6095	0Y3H3	0161827	BOLT, FLANGE HEAD	2
					M8 - 1.25 X 45 MM	
6	PAFZZ	2530-01-509-7602	338X5	3561639C1	VALVE, BRAKE, PNEUMATIC	1
7	PAFZZ	5340-01-556-5246	338X5	2034207C1	CLIP, EXTENSION	2
8	PAFZZ	2530-01-556-6157	06848	5009178	VALVE, RELAY, R-14	1
9	PAFZZ	4730-01-566-9620	93061	VS369PTC-6-2	FITTING, ELBOW, QUICK CONNECT 90-DEGREE, 3/8-IN. TUBE TO 1/8-IN. NPT	1
10	MFFZZ		338X5	417199C3X750MM	TUBE, BLACK NYLON, 3/8-IN. OD. MAKE FROM TUBE, BLACK NYLON, CAGEC 338X5, PART NUMBER 417199C3, LENGTH 750-MM	1
11	PAFZZ	4730-01-556-5211	87373	VS68PMT-6-4	FITTING, QUICK CONNECT	1
					3/8-IN. TUBE TO 1/4-IN. NPT	
12	PAFZZ	4730-01-556-7111	87373	VS68PMT-12-8	FITTING, QUICK CONNECT	1
					3/4-IN. TUBE TO 1/2-IN. NPT	
13	MFFZZ		89346	417201C3X800MM	TUBE, BLACK NYLON, 5/8-IN. OD. MAKE FROM TUBE, BLACK NYLON, CAGEC 338X5, PART NUMBER 417201C3, LENGTH 800-MM	1
14	PAFZZ	4730-01-556-3854	93061	VS369PTC-10-8	FITTING, ELBOW, QUICK CONNECT 90-DEGREE, 5/8-IN. TUBE TO 1/2-IN. NPT	2
15	MFFZZ		338X5	417199C3X350MM	TUBE, BLACK NYLON, 3/8-IN. OD. MAKE FROM TUBE, BLACK NYLON, CAGEC 338X5, PART NUMBER 417199C3, LENGTH 350-MM	1
16	PAFZZ	4730-01-556-3857	93061	VS369PTC-6-6	FITTING, ELBOW, QUICK CONNECT 90-DEGREE, 3/8-IN. TUBE TO 3/8-IN. NPT	3
17	MFFZZ		89346	417201C3X800MM	TUBE, BLACK NYLON 5/8-IN. OD. MAKE FROM TUBE, BLACK NYLON, CAGEC 338X5, PART NUMBER 417201C3, LENGTH 800-MM	1
18	PAFZZ	4730-00-842-7841	338X5	20990R1	PLUG, PIPE	2
					3/8 - 18 NPT	
19	PAFZZ	4730-00-014-4027	338X5	444632	PLUG, PIPE	1
					1/2 - 14 NPT	

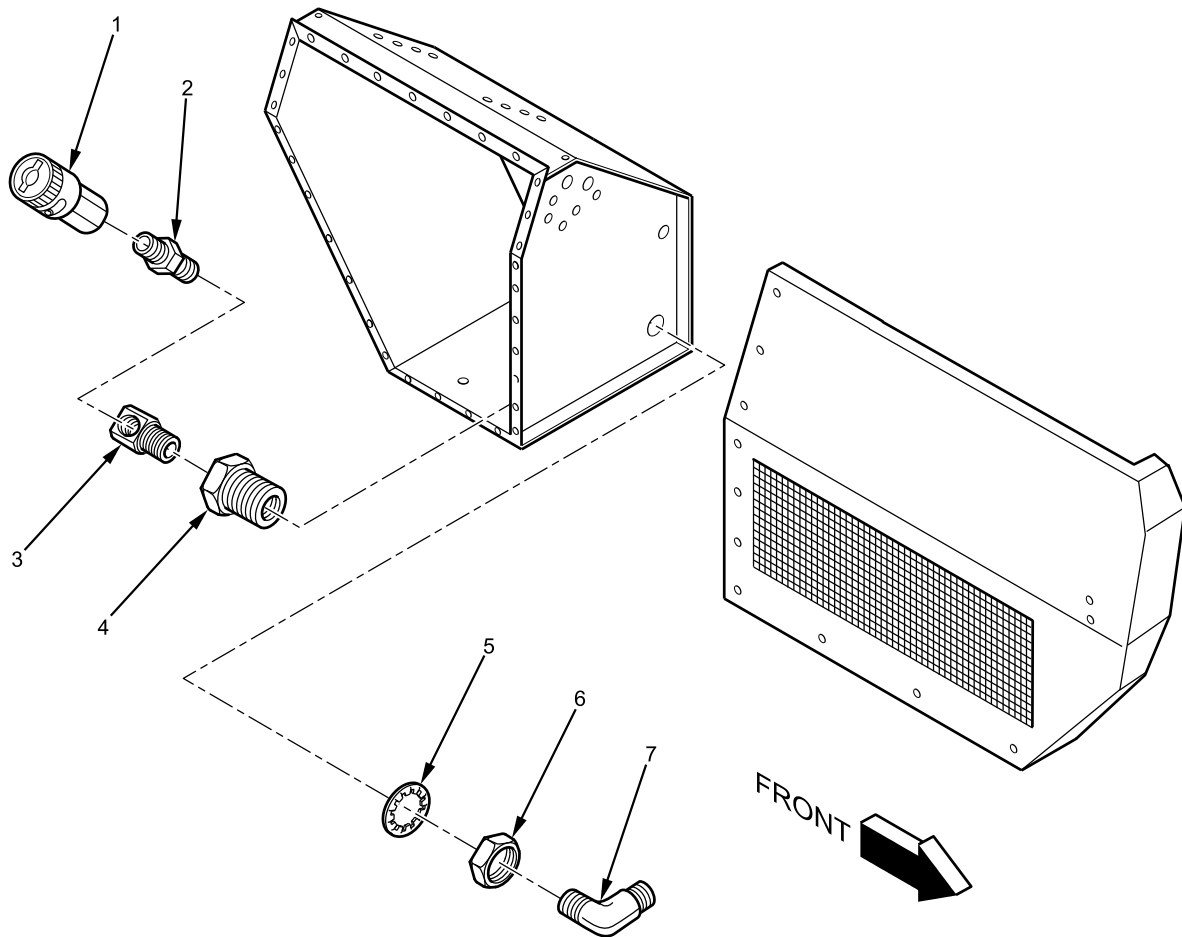
Rear Brake Valves - (CONTINUED)

(1) ITEM NO.	(2) SMR CODE	(3) NSN	(4) CAGEC	(5) PART NUMBER	(6) DESCRIPTION AND USABLE ON CODE (UOC)	(7) QTY
20	PAFZZ	5306-01-535-8162	338X5	3561048C1	BOLT, FLANGE HEAD M8 - 1.25 X 30 MM	2
21	PAFZZ	2530-01-556-6279	06848	802744	VALVE, BRAKE, QUICK RELEASE	2
22	PAFZZ	4730-01-451-8703	93061	68PMT-6-6	FITTING, QUICK CONNECT	1
23	PAFZZ	5340-01-556-5932	338X5	3535134C2	3/8-IN. TUBE TO 3/8-IN. NPT BRACKET, MOUNTING	1
24	PAFZZ	4730-01-581-2318	8E384	VS379PPTC-10-8	FITTING, ELBOW, QUICK CONNECT 45-DEGREE, 5/8-IN. TUBE TO 1/2-IN. NPT	1
25	PAFZZ	2530-01-563-1900	06848	801585	VALVE, MODULATOR.....	2
26	PAFZZ	5306-01-556-6091	338X5	3557701C1	BOLT, FLANGE HEAD M8 - 1.25 X 90 MM	4
27	PAFZZ	4730-01-556-6184	87373	000-56768-32	FITTING, ELBOW 45-DEGREE	1
28	PAFZZ	4730-01-556-6183	87373	00-52175-36	FITTING, ELBOW, QUICK CONNECT 90-DEGREE	2
29	PAFZZ	5306-01-556-6524	0Y3H3	0161882	BOLT, FLANGE HEAD M8 - 1.25 X 25 MM	2
30	PAFZZ	4730-01-556-6161	87373	000-56756	FITTING, ELBOW 90-DEGREE	1
31	MFFZZ		338X5	417199C3X1100MM	TUBE, BLACK NYLON 3/8-IN. OD. MAKE FROM TUBE, BLACK NYLON, CAGEC 338X5, PART NUMBER 417199C3, LENGTH 1100-MM	1
32	PAFZZ	5306-01-512-1586	338X5	30750R2	BOLT, FLANGE HEAD..... M16 - 2.0 X 40 MM	1
33	PAFZZ	5310-01-512-6137	338X5	30756R1	NUT, HEX FLANGE M16 - 2.0 END OF FIGURE	1

FIELD MAINTENANCE

AIR HOSE FITTING

Air Hose Fitting - (CONTINUED)



B23P120800292

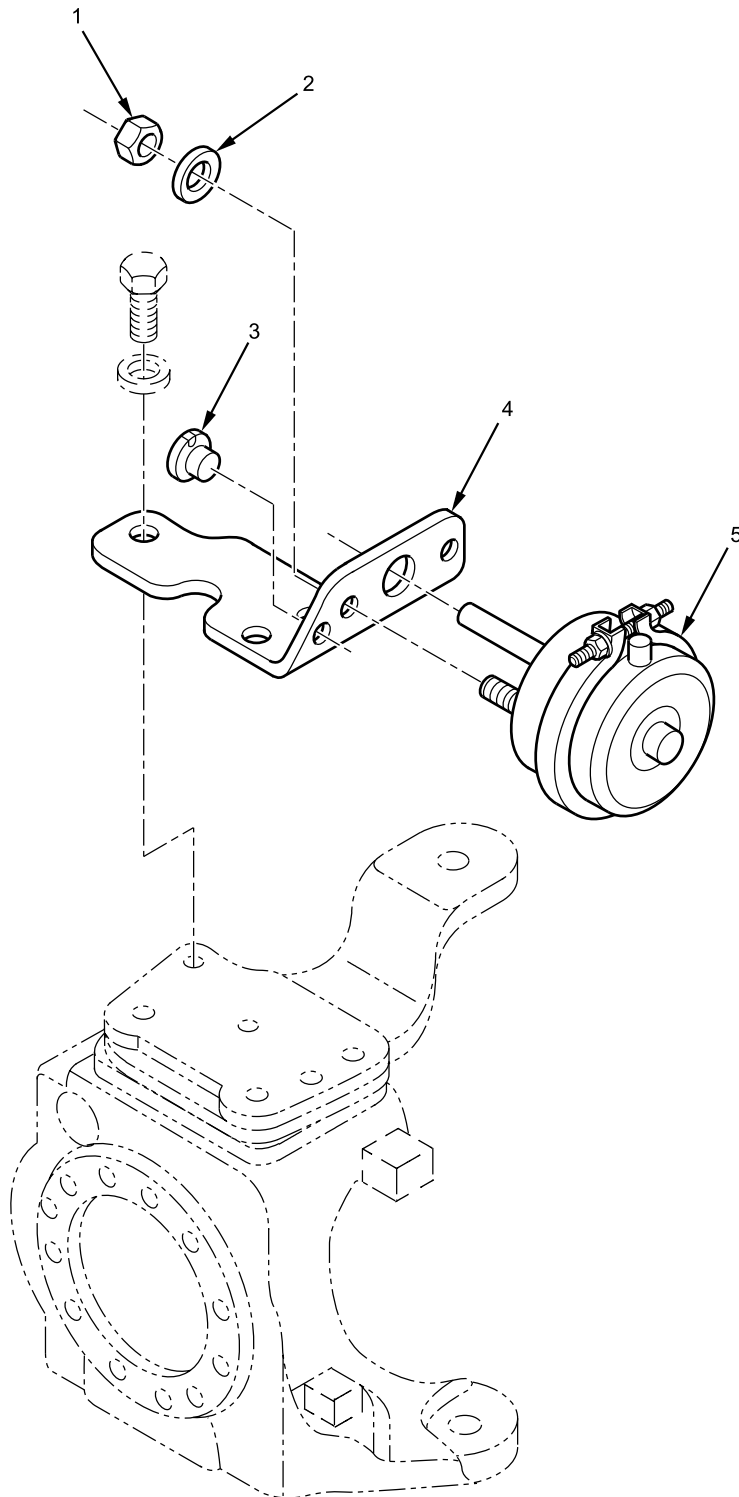
Figure 115. Air Hose Fitting.

Air Hose Fitting - (CONTINUED)

(1) ITEM NO.	(2) SMR CODE	(3) NSN	(4) CAGEC	(5) PART NUMBER	(6) DESCRIPTION AND USABLE ON CODE (UOC)	(7) QTY
					GROUP 1208 AIR BRAKE SYSTEM FIGURE Air Hose Fitting. 115	
1	PAFZZ	4730-01-204-2314	338X5	3837864C1	COUPLING, AIR HOSE	1
2	PAFZZ	4730-01-194-6819	338X5	443990	1/4 - 18 NPT REDUCER, PIPE	1
3	PAFZZ	4730-00-278-4822	338X5	444042	3/8 - 18 TO 1/4 - 18 NPT ELBOW, PIPE	1
4	PAFZZ	4730-01-556-5538	338X5	309449C1	3/8 - 18 NPT COUPLING, ANCHOR TUBING	1
5	PAFZZ	5310-00-013-8572	96906	MS35333-32	3/8 - 18 NPT WASHER, LOCK	1
6	PAFZZ	5310-01-512-6122	338X5	181372R1	1-IN. NUT, THIN	1
7	PAFZZ	4730-01-512-4548	338X5	2017514C2	1 - 14 TPI. ELBOW	1
					3/8-IN. TUBE TO 3/8-IN. NPT END OF FIGURE	

FIELD MAINTENANCE
FRONT BRAKES AIR CHAMBER

Front Brakes Air Chamber - (CONTINUED)



B23P1200251

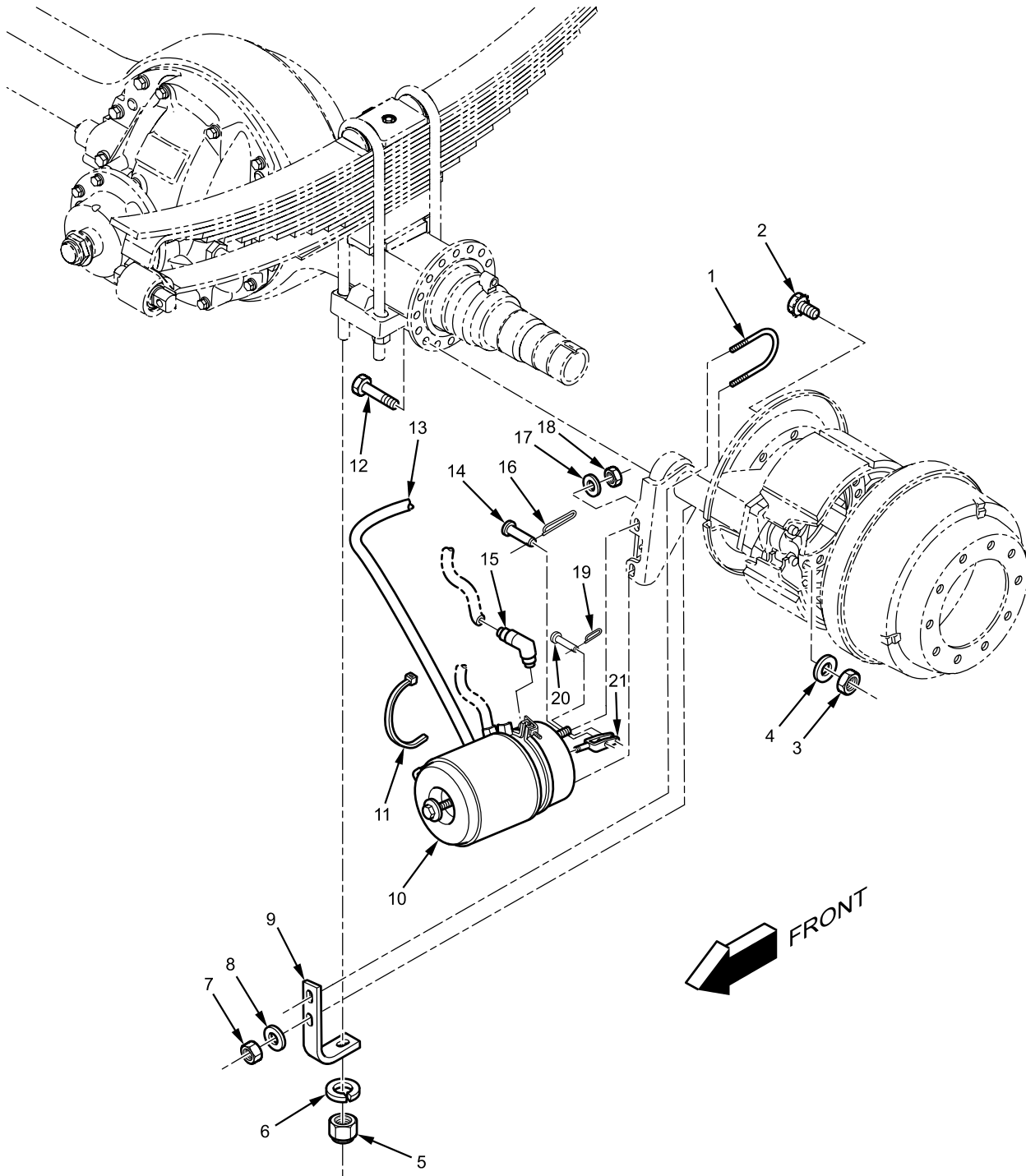
Figure 116. Front Brakes Air Chamber.

Front Brakes Air Chamber - (CONTINUED)

(1) ITEM NO.	(2) SMR CODE	(3) NSN	(4) CAGEC	(5) PART NUMBER	(6) DESCRIPTION AND USABLE ON CODE (UOC)	(7) QTY
					GROUP 1208 AIR BRAKE SYSTEM FIGURE Front Brakes Air Chamber. 116	
1	PAFZZ	5310-01-082-8578	78500	NL-210-1	NUT	4
2	PAFZZ	5310-01-292-7257	78500	1229U1503	WASHER, FLAT	4
3	PCFZZ	5365-01-467-2254	78500	2237-A-1223	GROMMET, ABS CABLE	1
4	PAFZZ	5330-00-096-8264	78500	3299-X-7148	BRACKET, BRAKE, LEFT	1
4	PAFZZ	2590-01-556-5337	78500	3299-Y-7149	BRACKET, BRAKE, RIGHT	1
5	PAFZZ	2530-01-556-4841	338X5	R870024	CHAMBER, BRAKE	2
					END OF FIGURE	

FIELD MAINTENANCE
REAR BRAKES AIR CHAMBER

Rear Brakes Air Chamber - (CONTINUED)



B23P1200252

Figure 117. Rear Brakes Air Chamber.

Rear Brakes Air Chamber - (CONTINUED)

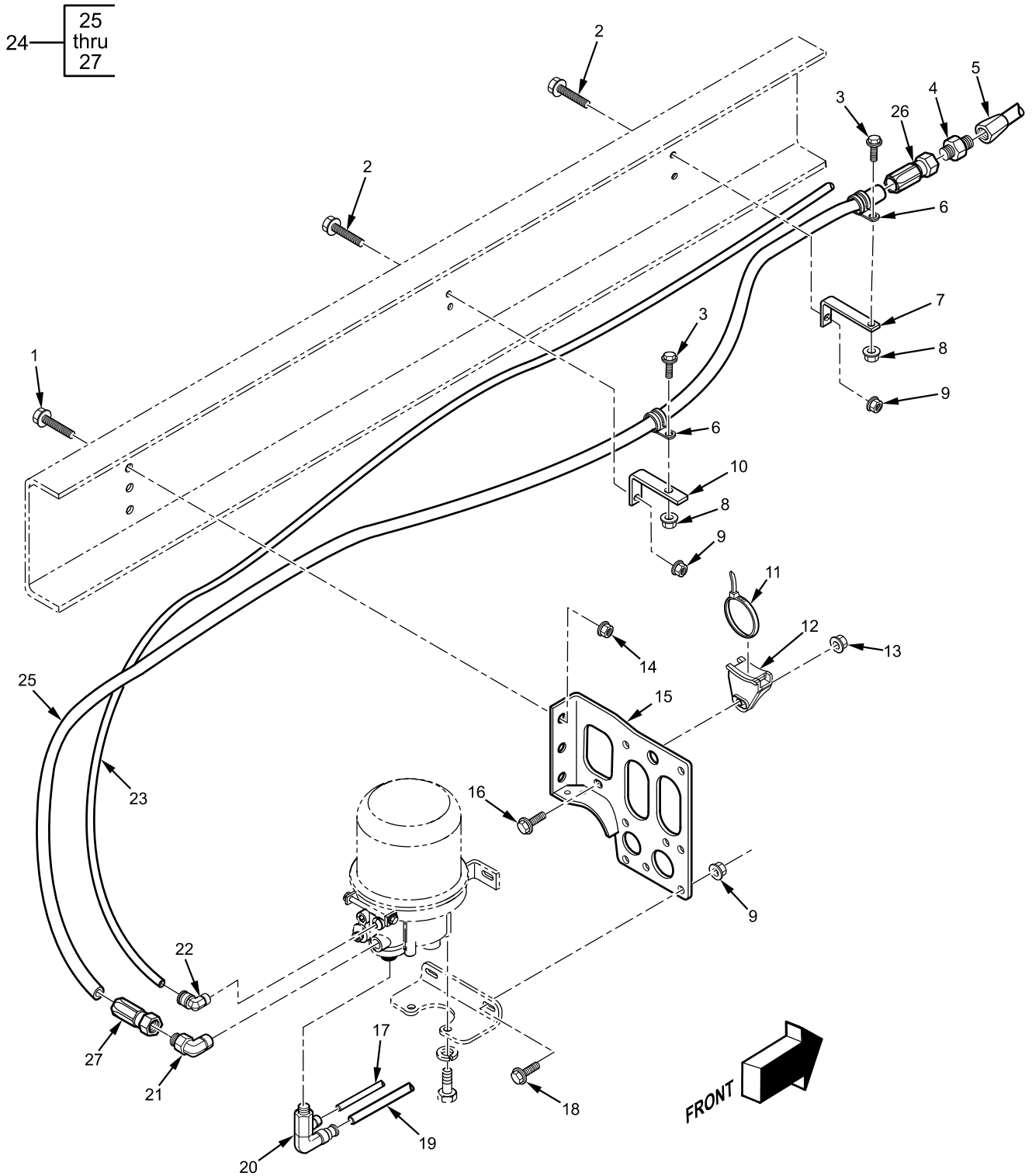
(1) ITEM NO.	(2) SMR CODE	(3) NSN	(4) CAGEC	(5) PART NUMBER	(6) DESCRIPTION AND USABLE ON CODE (UOC)	(7) QTY
					GROUP 1208 AIR BRAKE SYSTEM FIGURE Rear Brakes Air Chamber. 117	
1	PAFZZ	5306-01-186-5224	338X5	549904C91	BOLT, U..... 3/8 - 16 TPI.	2
2	PAFZZ	5306-00-481-9792	338X5	69480R91	BOLT, SPECIAL 3/8 - 16 X 1/2 IN.	12
3	PAFZZ	5310-01-556-6825	89346	9411658	NUT, LOCK 5/8 - 18 TPI.	20
4	PAFZZ	5310-01-556-7059	338X5	406267C1	WASHER, SPECIAL 5/8-IN.	20
5	PAFZZ	5310-01-512-6121	338X5	144425H	NUT, LOCK 7/8 - 14 TPI.	2
6	PAFZZ	5310-01-556-5374	0Y3H3	33673	WASHER, LOCK..... 7/8-IN.	2
7	PAFZZ	5310-01-241-6122	338X5	9413977	NUT, LOCK 5/16 - 18 TPI.	4
8	PAFZZ	5310-01-283-7623	338X5	25708R1	WASHER, FLAT 5/16-IN.	4
9	PAFZZ	5340-01-556-6037	338X5	3551025C1	BRACKET, BRAKE RIGHT	1
9	PAFZZ	5340-01-556-6036	338X5	3551024C1	BRACKET, BRAKE LEFT.....	1
10	PAFZZ	2530-01-555-4965	4B100	MJS3028ET086	CHAMBER, BRAKE	2
11	PAFZZ	5340-01-189-8297	338X5	306132C1	STRAP, CABLE LOCK	3
12	PAFZZ	5305-01-244-8760	338X5	25051R1	BOLT, HEX HEAD	20
13	MFFZZ		338X5	417196C3X1050MM	5/8 - 18 X 2 IN. TUBE, BLACK NYLON, 1/4-IN. OD. MAKE FROM TUBING, NONMETALLIC, CAGEC 338X5, PART NUMBER 417196C3, LENGTH 1050-MM	2
14	PAFZZ	5315-00-952-9354	338X5	33557V	PIN, STRAIGHT HEADED	2
14	PAFZZ	5315-01-583-9009	64829	19X1116	SINGLE PIN STYLE PIN, STRAIGHT HEADED	2
15	PAFZZ	4730-01-568-5868	338X5	3680022C1	TWO PIN STYLE, LARGE FITTING, SWIVEL ELBOW, QUICK CONNECT	2
16	PAFZZ	5315-00-010-3389	78500	K2416	90-DEGREE PIN COTTER	2
16	PAFZZ	5315-01-478-7697	78500	2257D1174	SINGLE PIN STYLE CLIP, SPRING TENSION.....	2
17	PAFZZ	5310-00-738-7536	19207	10945257	TWO PIN STYLE, LARGE WASHER, HARDENED	4
					5/8-IN.	

Rear Brakes Air Chamber - (CONTINUED)

(1) ITEM NO.	(2) SMR CODE	(3) NSN	(4) CAGEC	(5) PART NUMBER	(6) DESCRIPTION AND USABLE ON CODE (UOC)	(7) QTY
18	PAFZZ	5310-01-082-8578	3D6E9	NL-210-1	NUT 5/8 - 11 TPI.	4
19	PAFZZ	5315-01-364-3744	78500	2257C1173	CLIP, SPRING TENSION.....	2
20	PAFZZ	5315-01-583-5413	3D6E9	19X127	TWO PIN STYLE, SMALL PIN, CLEVIS	2
21	PAFZZ	5340-01-314-2961	338X5	A1245P1030	TWO PIN STYLE, SMALL CLEVIS	2
21	PAFZZ	5340-01-527-8616	78500	1245-Z-1066	SINGLE PIN STYLE CLEVIS TWO PIN STYLE END OF FIGURE	2

FIELD MAINTENANCE

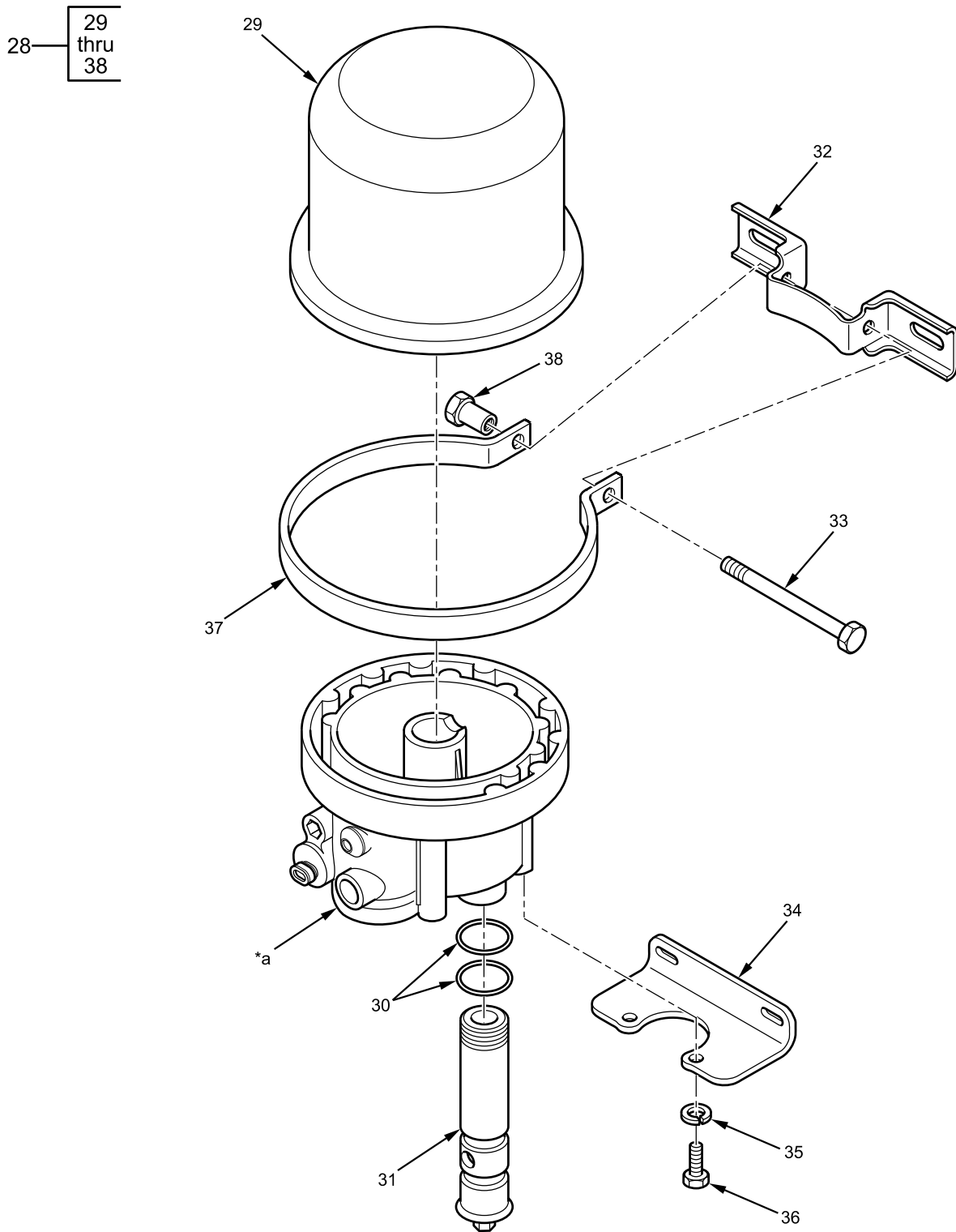
AIR DRYER



B23P120800302

Figure 118. Air Dryer. (Sheet 1 of 2).

Air Dryer - (CONTINUED)



*a Part of item 28

B23P120800303

Figure 118. Air Dryer. (Sheet 2 of 2).

Air Dryer - (CONTINUED)

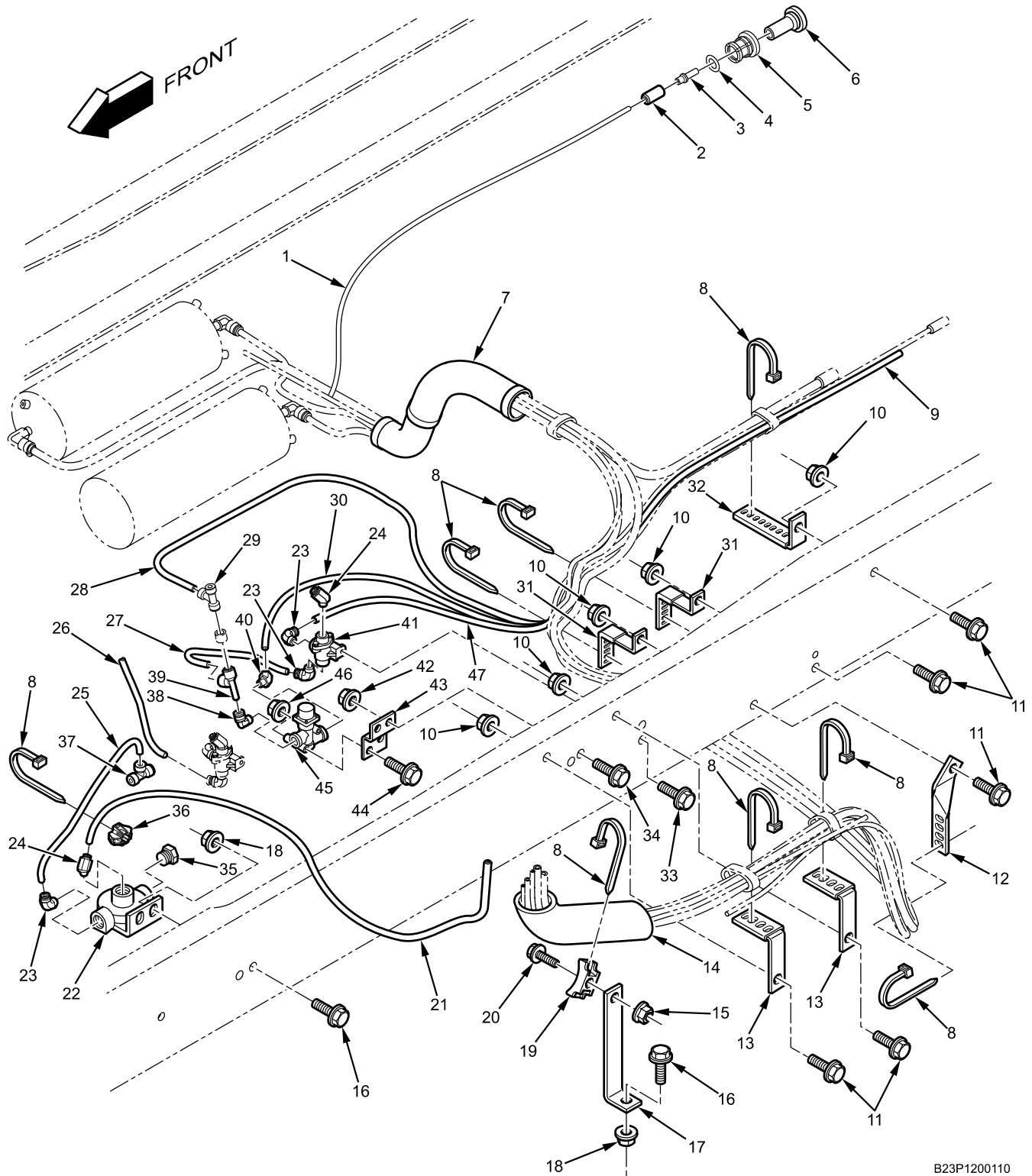
(1) ITEM NO.	(2) SMR CODE	(3) NSN	(4) CAGEC	(5) PART NUMBER	(6) DESCRIPTION AND USABLE ON CODE (UOC)	(7) QTY
					GROUP 1208 AIR BRAKE SYSTEM FIGURE Air Dryer. 118	
1	PAFZZ	5306-01-512-2132	338X5	3540873C1	BOLT, FLANGE HEAD M16 - 2.0 X 45 MM	2
2	PAFZZ	5306-01-556-6044	338X5	3551579C1	BOLT, FLANGE HEAD M10 - 1.5 X 35 MM	2
3	PAFZZ	5306-01-556-6050	0Y3H3	0161876	BOLT, FLANGE HEAD M6 - 1.0 X 20 MM	2
4	PAFZZ	4730-00-278-5491	338X5	55897R1	NUT, COMPRESSION FERRULE.....	1
5	PAFZZ	4730-00-426-8180	338X5	55896R1	SLEEVE, COMPRESSION	1
6	PCFZZ	5340-01-556-6606	338X5	505211C1	CLAMP, CUSHIONED	2
7	PAFZZ	5340-01-556-6718	338X5	579891C1	CLIP, EXTENSION	1
8	PAFZZ	5310-01-512-6160	0Y3H3	90680	NUT, HEX FLANGE	2
9	PAFZZ	5310-01-512-6151	338X5	3535556C1	M6 - 1.0 NUT, HEX FLANGE	6
10	PAFZZ	5340-01-566-5607	338X5	180952R1	M10 - 1.5 CLIP, EXTENSION	1
11	PAFZZ	5340-01-189-8297	338X5	306132C1	STRAP, CABLE LOCK	1
12	PAFZZ	5975-01-556-6015	338X5	3548585C1	GUIDE, HOSE OR CABLE	1
13	PAFZZ	5310-01-512-6164	338X5	3544379C1	NUT, HEX FLANGE	3
14	PAFZZ	5310-01-557-0717	338X5	3535554C1	M8 - 1.25 NUT, HEX FLANGE	2
15	PAFZZ	2590-01-556-5957	338X5	3540418C2	M16 - 2.0 BRACKET, AIR DRYER	1
16	PAFZZ	5306-01-535-8162	338X5	3561048C1	BOLT, FLANGE HEAD	1
17	MFFZZ		338X5	417199C3X2000MM	M8 - 1.25 X 30 MM TUBING, NONMETALLIC	1
18	PAFZZ	5306-01-512-1521	338X5	30665R2	MAKE FROM TUBING, NONMETALLIC, CAGEC 338X5, PART NUMBER 417199C3, LENGTH 2000-MM BOLT, FLANGE HEAD	4
19	MFFZZ		338X5	417201C3X2300MM	M10 - 1.5 X 30 MM TUBING, NONMETALLIC	1
20	PAFZZ	2590-01-556-7052	338X5	3572247C1	MAKE FROM TUBING, NONMETALLIC, CAGEC 338X5, PART NUMBER 417201C3, LENGTH 2300-MM MANIFOLD, AIR.....	1
21	PAFZZ	4730-01-297-8313	338X5	109429	1/2-IN. NPT TO 5/8-IN. AND 3/8-IN. TUBE CONNECTOR, 90-DEGREE.....	1
22	PAFZZ	4730-01-519-2380	93061	VS169PMTNS-6-4	1/2-IN. NPT TO DASH 10 (7/8 - 14 UNF) ELBOW, PUSH TO CONNECT..... 3/8-IN. TUBE TO 1/4-IN. NPT	1

Air Dryer - (CONTINUED)

(1) ITEM NO.	(2) SMR CODE	(3) NSN	(4) CAGEC	(5) PART NUMBER	(6) DESCRIPTION AND USABLE ON CODE (UOC)	(7) QTY
23	MFFZZ		338X5	417199C3X3000MM	TUBING, NONMETALLIC	1
					MAKE FROM TUBING, NONMETALLIC, CAGEC 338X5, PART NUMBER 417199C3, LENGTH 3000-MM	
24	PAFFF		338X5	3855904C91	HOSE ASSEMBLY, TEFLON AIR	1
25	MFFZZ		338X5	375055C2X89.44IN	HOSE, TEFLON AIR.....	8
					MAKE FROM HOSE, TEFLON AIR, CAGEC 338X5, PART NUMBER 375055C2, LENGTH 89.44-IN.	
26	PAFZZ	4730-01-556-5202	338X5	2005805C1	FITTING, MALE HOSE	1
					DASH 10 (13/16 - 18 UNF)	
27	PAFZZ	4730-01-556-6731	338X5	592945C91	FITTING, FEMALE HOSE.....	1
					DASH 10 (7/8 - 14 UNF)	
28	PAFHH	4120-01-555-5461	06853	065612	DRYER ASSEMBLY, AIR	1
29	PAHZZ	2940-01-555-4996	06853	065624	CARTRIDGE, DESICCANT	1
30	KFHZZ		06853		O-RING	2
					PART OF KIT P/N 109498	
31	KFHZZ		06853		BOLT, CARTRIDGE	1
					PART OF KIT P/N 109498	
32	KFHZZ		06853		BRACKET, SADDLE	2
					PART OF KIT P/N 5001247	
33	KFHZZ		06853		SCREW.....	1
					5/16-IN. - PART OF KIT P/N 5001247	
34	KFHZZ		06853	112825	BRACKET, LOWER MOUNTING	1
					PART OF KIT P/N 5001247	
35	PAHZZ	5310-00-209-0933	06853	202983	WASHER, LOCK.....	1
					3/8-IN. - PART OF KIT P/N 5001247	
36	PAHZZ	5305-01-081-5445	06853	249987	SCREW.....	2
					3/8-IN. - PART OF KIT P/N 5001247	
37	KFHZZ		06853		STRAP, MOUNTING	1
					PART OF KIT P/N 5001247	
38	KFHZZ		06853		NUT, SLEEVE	1
					5/16-IN. - PART OF KIT P/N 5001247	
30	PAFZZ	5340-01-495-7897	06853	109498	KIT, CARTRIDGE BOLT	1
31					O-RING	2
					BOLT, CARTRIDGE	1
32	PAFZZ	5340-01-540-1251	06853	5001247	KIT, MOUNTING BRACKET.....	1
33					BRACKET, SADDLE.	1
34					SCREW	1
35					BRACKET, LOWER MOUNTING	1
36					WASHER, LOCK	2
37					SCREW	2
38					STRAP, MOUNTING	1
					NUT, SLEEVE	1
					END OF FIGURE	

FIELD MAINTENANCE
CENTER AIR HARNESS AND CLIPS

Center Air Harness and Clips - (CONTINUED)



B23P1200110

Figure 119. Center Air Harness and Clips.

Center Air Harness and Clips - (CONTINUED)

(1) ITEM NO.	(2) SMR CODE	(3) NSN	(4) CAGEC	(5) PART NUMBER	(6) DESCRIPTION AND USABLE ON CODE (UOC)	(7) QTY
					GROUP 1208 AIR BRAKE SYSTEM FIGURE Center Air Harness and Clips. 119	
1	MFFZZ		338X5	417199C3X1830MM	TUBING, NONMETALLIC	1
					MAKE FROM TUBING, BLACK NYLON, 3/8-IN. OD, CAGEC 338X5, P/N 417199C3, LENGTH 1830-MM	
2	PAFZZ	4730-01-535-4802	93061	32PTC-6	COUPLING, PIPE	1
					QUICK CONNECT, 3/8-IN. TUBE	
3	KFFZZ		9R076	117-03906	TUBE, SUPPORT	1
					PART OF KIT P/N 1697017C91	
4	KFFZZ		9R076	121-00110-70	O-RING	1
					PART OF KIT P/N 1697017C91	
5	KFFZZ		9R076	117-01206	COLLET	1
					PART OF KIT P/N 1697017C91	
6	KFFZZ		9R076	1829X6	PLUG	1
					3/8-IN. OD, PART OF KIT P/N 1697017C91	
7	PAFZZ	5995-01-556-6357	338X5	3819868C91	HARNESS, NYLON TUBE	1
8	PAFZZ	5340-01-189-8297	338X5	306132C1	STRAP, RETAINING	11
					CABLE LOCK STRAP	
9	MFFZZ		338X5	417202C3X1020MM	TUBING, NONMETALLIC	1
					MAKE FROM TUBING, BLACK NYLON, 3/4-IN. OD, CAGEC 338X5, P/N 417202C3, LENGTH 1020-MM	
10	PAFZZ	5310-01-512-6154	0Y3H3	90683	NUT, SELF-LOCKING, HEXAGON	5
					FLANGED, M12 - 1.75	
11	PAFZZ	5306-01-512-2121	338X5	3535858C1	BOLT, MACHINE	5
					FLANGED HEAD, M12 - 1.75 X 40 MM	
12	PAFZZ	5340-01-556-6041	338X5	3551192C1	CLIP, RETAINING	1
13	PAFZZ	5340-01-556-5994	338X5	3546359C1	CLIP, RETAINING	2
14	MFFZZ		338X5	2643669R1X300MM	CONDUIT, NONMETALLIC, FLEXIBLE	1
					MAKE FROM CONDUIT, CONVOLUTED, 2-IN. ID, CAGEC 338X5, P/N 2643669R1, LENGTH 300-MM	
15	PAFZZ	5310-01-512-6160	0Y3H3	90680	NUT, PLAIN, HEXAGON	1
					FLANGED, M6 - 1.0	
16	PAFZZ	5306-01-535-8162	338X5	3561048C1	BOLT, MACHINE	3
					FLANGED HEAD, M8 - 1.25 X 30 MM	
17	PAFZZ	5340-01-556-6203	338X5	3589105C1	CLIP, EXTENSION	1
18	PAFZZ	5310-01-512-6164	338X5	3544379C1	NUT, PLAIN, EXTENDED WASHER, HEXAGON	4
					M8 - 1.25	
19	PAFZZ	2590-01-513-4462	53421	LKCSF1-0	SADDLE, CLAMP	1

Center Air Harness and Clips - (CONTINUED)

(1) ITEM NO.	(2) SMR CODE	(3) NSN	(4) CAGEC	(5) PART NUMBER	(6) DESCRIPTION AND USABLE ON CODE (UOC)	(7) QTY
20	PAFZZ	5306-01-556-6814	338X5	934810R1	BOLT, MACHINE	1
21	MFFZZ		338X5	417199C3X450MM	FLANGED HEAD, M6 - 1.0 X 15 MM TUBING, NONMETALLIC	1
22	PAFZZ	2530-01-556-6279	06848	802744	MAKE FROM TUBING, BLACK NYLON, 3/8-IN. OD, CAGEC 338X5, P/N 417199C3, LENGTH 450-MM VALVE, BRAKE, PNEUMATIC	1
23	PAFZZ	4730-01-556-3857	93061	VS369PTC-6-6	VALVE, QUICK RELEASE ELBOW, PIPE TO HOSE	3
24	PAFZZ	4730-01-556-5882	87373	VS179PMTNS-6-6	QUICK CONNECT, 90-DEGREE, 3/8-IN. TUBE TO 3/8-IN. NPT ELBOW, HOSE	2
25	MFFZZ		338X5	417199C3X850MM	QUICK CONNECT, 45-DEGREE, 3/8-IN. TUBE TO 3/8-IN. NPT TUBING, NONMETALLIC	1
26	MFFZZ		338X5	417200C3X1000MM	MAKE FROM TUBING, BLACK NYLON, 3/8-IN. OD, CAGEC 338X5, P/N 417199C3, LENGTH 850-MM TUBING, NONMETALLIC	1
27	MFFZZ		338X5	417199C3X340MM	MAKE FROM TUBING, BLACK NYLON, 1/2-IN. OD, CAGEC 338X5, P/N 417200C3, LENGTH 1000-MM TUBING, NONMETALLIC	1
28	MFFZZ		338X5	417196C3X1250MM	MAKE FROM TUBING, BLACK NYLON, 3/8-IN. OD, CAGEC 338X5, P/N 417199C3, LENGTH 340-MM TUBING, NONMETALLIC	1
29	PAFZZ	4730-01-556-5241	338X5	2028986C1	MAKE FROM TUBING, BLACK NYLON, 1/4-IN. OD, CAGEC 338X5, P/N 417196C3, LENGTH 1250-MM TEE, PUSH TO CONNECT.....	1
30	MFFZZ		338X5	417199C3X500MM	3/8-IN. TUBE X 1/4-IN. TUBE X 3/8-IN. STEM TUBING, NONMETALLIC	1
31	PAFZZ	5340-01-556-6148	338X5	3567391C1	MAKE FROM TUBING, BLACK NYLON, 3/8-IN. OD, CAGEC 338X5, P/N 417199C3, LENGTH 500-MM CLIP, EXTENSION	3
32	PAFZZ	5340-01-556-5245	338X5	2034206C1	CLIP, RETAINING	1
33	PAFZZ	5306-01-556-6519	338X5	40249R1	BOLT, MACHINE	1
34	PAFZZ	5306-01-556-6044	338X5	3551579C1	FLANGED HEAD, M8 - 1.25 X 40 MM BOLT, MACHINE	2
35	PAFZZ	4730-00-842-7841	338X5	20990R1	FLANGED HEAD, M10 - 1.5 X 35 MM PLUG, PIPE	1
36	PAFZZ		338X5	3691109C1	3/8-IN. NPT GUIDE, BRAKE HOSE/CABLE.....	1
37	PAFZZ	4730-01-556-5208	93061	364PTC-6	COUPLING ASSEMBLY, QUICK DISCONNECT	1
					TEE FITTING, TUBE, 3/8 X 3/8 X 3/8 IN.	

Center Air Harness and Clips - (CONTINUED)

(1) ITEM NO.	(2) SMR CODE	(3) NSN	(4) CAGEC	(5) PART NUMBER	(6) DESCRIPTION AND USABLE ON CODE (UOC)	(7) QTY
38	PAFZZ	4730-01-540-9328	63576	VS169PMTNS-6-4	ELBOW, 90-DEGREE, QUICK CONNECT	1
39	PAFZZ	4730-01-556-5233	338X5	2024458C1	3/8-IN. TUBE TO 1/4-IN. NPT TEE, HOSE	1
40	PAFZZ	4730-01-556-5881	63576	VS179PMTNS-6-4	3/8-IN. TUBE X 3/8-IN. TUBE X 3/8-IN. STEM ELBOW, HOSE	1
41	PAFZZ	4820-00-728-7467	06853	278614N	QUICK CONNECT, 45-DEGREE, 3/8-IN. TUBE TO 1/4-IN. NPT VALVE, LINEAR, DIRECTIONAL CONTROL	1
42	PAFZZ	5310-01-512-6151	338X5	3535556C1	CHECK VALVE NUT, PLAIN, HEXAGON	2
43	PAFZZ	5340-01-556-6347	338X5	3819833C1	FLANGED, M10 - 1.5 BRACKET, MOUNTING	1
44	PAFZZ	5306-01-556-5542	338X5	31052R1	BOLT, MACHINE	2
45	PAFZZ	2530-01-556-5249	06853	286460N	FLANGED HEAD, M6 - 1.0 X 70 MM VALVE, SAFETY AIR	1
46	PAFZZ	5310-01-533-7050	338X5	40233R1	NUT, PLAIN, HEXAGON	2
47	MFFZZ		338X5	417199C3X1960MM	FLANGED, M6 - 1.0 TUBING, NONMETALLIC	1
3	PAFZZ	5340-01-585-2245	338X5	1697017C91	MAKE FROM TUBING, BLACK NYLON, 3/8-IN. OD, CAGEC 338X5, P/N 417199C3, LENGTH 1960-MM HARDWARE KIT, PLUG, 3/8-IN.	1
4					QUICK CONNECTOR	1
5					TUBE, SUPPORT	1
6					O-RING	1
					COLLET	1
					PLUG	1
					END OF FIGURE	

FIELD MAINTENANCE
AIR COMPRESSOR GOVERNOR HARDWARE

Air Compressor Governor Hardware - (CONTINUED)

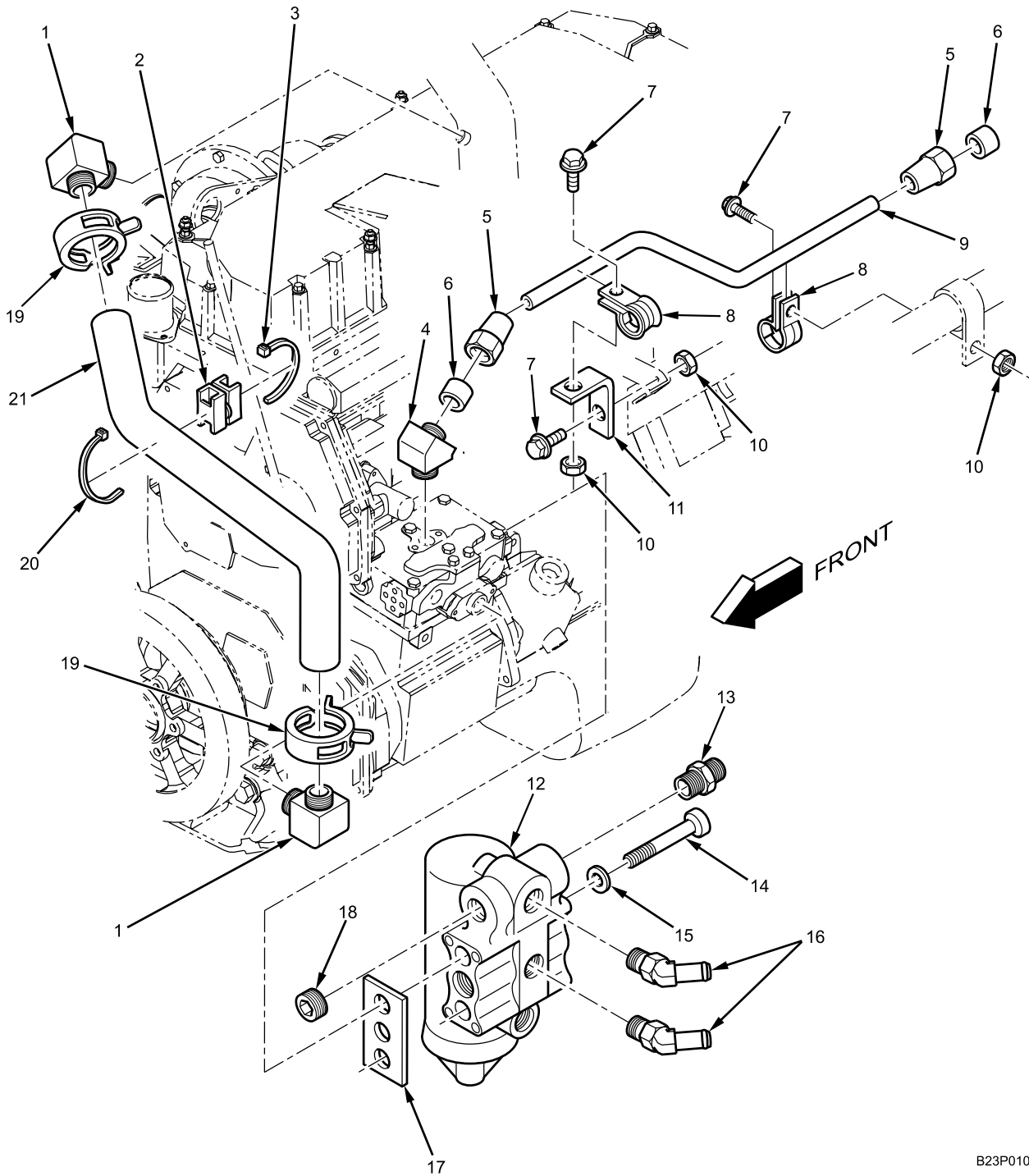


Figure 120. Air Compressor Governor Hardware.

B23P0100179

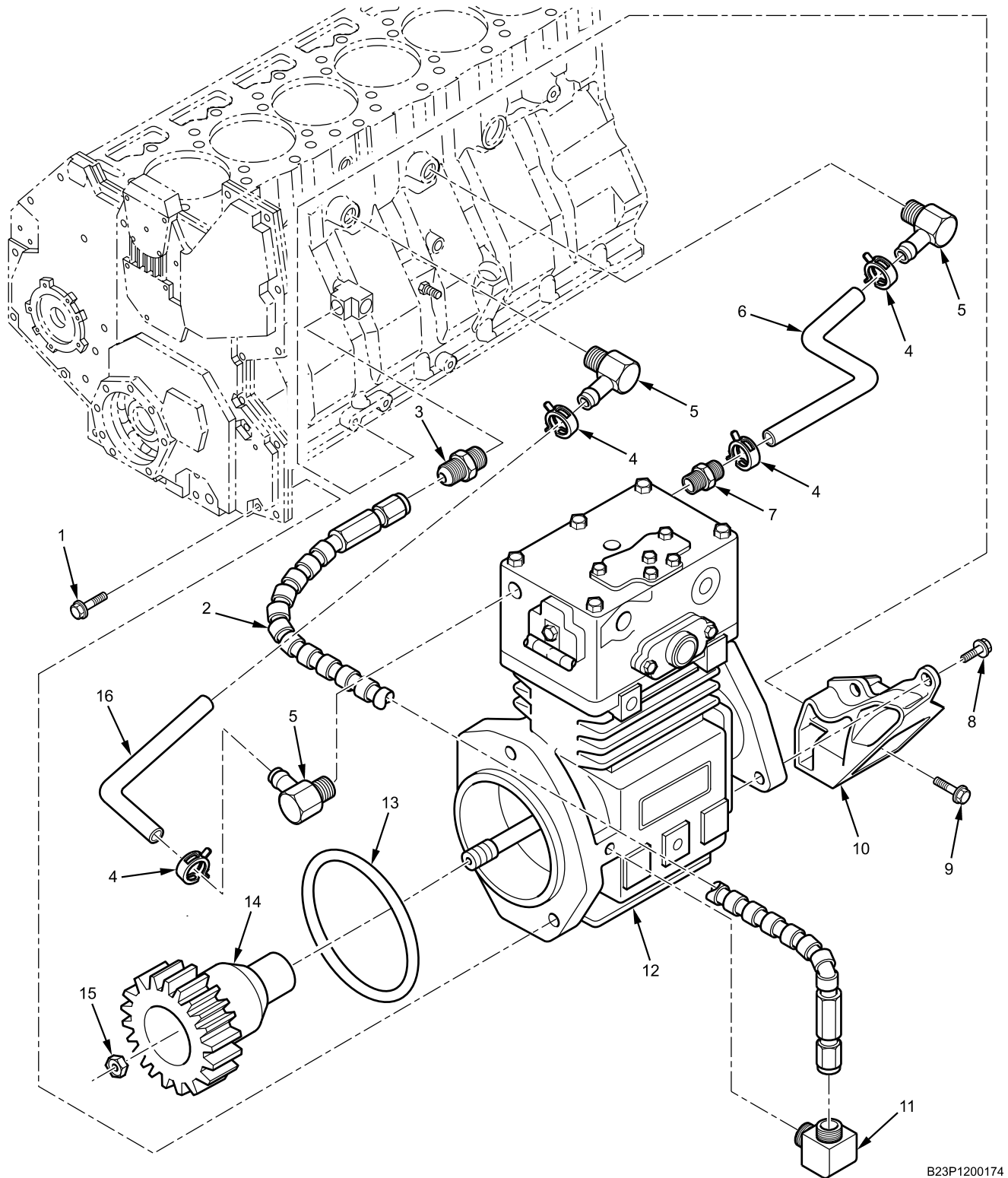
Air Compressor Governor Hardware - (CONTINUED)

(1) ITEM NO.	(2) SMR CODE	(3) NSN	(4) CAGEC	(5) PART NUMBER	(6) DESCRIPTION AND USABLE ON CODE (UOC)	(7) QTY
					GROUP 1209 AIR COMPRESSOR ASSEMBLY	
					FIGURE 120 Air Compressor Governor Hardware.	
1	PAFZZ	4730-01-556-6804	338X5	864459R1	ELBOW, 90-DEGREE 1/2-IN. NPT TO 3/4-IN. HOSE	2
2	PAFZZ	5975-01-556-6071	53421	MT2024022CST	SWIVEL, DUAL SADDLE.....	1
3	PAFZZ	5340-01-556-6500	338X5	386170C1	STRAP, CABLE LOCK.....	1
4	PAFZZ	4730-01-556-6831	338X5	971645R91	FITTING, ELBOW, 45-DEGREE.....	1
5	PAFZZ	4730-00-278-5491	338X5	55897R1	1/2-IN. NPT TO 5/8-IN. COMPRESSION NUT, FERRULE, COMPRESSION.....	2
6	PAFZZ	4730-00-426-8180	338X5	55896R1	5/8-IN. SLEEVE, COMPRESSION.....	2
7	PAFZZ	5306-01-556-6050	0Y3H3	0161876	5/8-IN. BOLT, FLANGE HEAD.....	3
8	PCFZZ	5340-00-523-5999	19207	7397783	M6 - 1.0 X 20 MM CLAMP, RUBBER CUSHION.....	2
9	MFFZZ		338X5	995509R2X914	TUBE, AIR COMPRESSOR..... MAKE FROM TUBE, METALLIC, CAGEC 338X5, PART NUMBER 995509R2, LENGTH 914-MM	1
10	PAFZZ	5310-01-512-6160	0Y3H3	90680	NUT, HEX FLANGE.....	3
11	PAFZZ	5340-01-513-4774	338X5	300788C1	M6 - 1.0 CLIP, EXTENSION.....	1
12	PAFH	2530-00-864-0939	338X5	410986C92	GOVERNOR, AIR COMPRESSOR.....	1
13	PAFZZ		338X5		FITTING.....	1
14	PAFZZ	5301-01-556-4519	338X5	1516404C1	SCREW, MACHINE.....	2
15	PAFZZ	5310-01-556-4663	0Y3H3	33619	5/16 - 18 TPI WASHER, FLAT.....	2
16	PAFZZ	4730-01-512-4551	338X5	3520250C1	5/16-IN. FITTING, ELBOW, QUICK CONNECT	2
17	PCFZZ	5330-01-513-4449	338X5	166562R2	3/8-IN. TUBE TO 1/8-IN. NPT GASKET, GOVERNOR.....	1
18	PAFZZ	4730-00-044-4688	338X5	444688	FITTING, PLUG.....	3
19	PAFZZ	4730-01-513-4453	338X5	2022867C1	1/8 - 27 NPT CLAMP, HOSE.....	2
20	PAFZZ	5340-01-189-8297	338X5	306132C1	STRAP, CABLE LOCK.....	1
21	MFFZZ		338X5	L2643486X660MM	HOSE, HEATER, 3/4-IN. ID. MAKE FROM HOSE, HEATER, CAGEC 338X5, PART NUMBER L2643486, LENGTH 660-MM END OF FIGURE	1

FIELD MAINTENANCE

AIR COMPRESSOR

Air Compressor - (CONTINUED)



B23P1200174

Figure 121. Air Compressor.

Air Compressor - (CONTINUED)

(1) ITEM NO.	(2) SMR CODE	(3) NSN	(4) CAGEC	(5) PART NUMBER	(6) DESCRIPTION AND USABLE ON CODE (UOC)	(7) QTY
					GROUP 1209 AIR COMPRESSOR ASSEMBLY FIGURE Air Compressor. 121	
1	PAFZZ	5306-01-556-4918	0Y3H3	1817969C1	BOLT, FLANGE HEAD M12 - 1.75 X 80 MM	2
2	PAFZZ	4720-01-556-4971	338X5	1821023C1	HOSE, NONMETALLIC.....	1
3	PAFZZ	4730-01-556-4483	338X5	118748	ADAPTER, STRAIGHT, PIPE TO TUBE	1
					1/8-IN. NPT TO 7/16 - 20 TPI.	
4	PAFZZ	4730-01-566-6456	338X5	3596503C1	CLAMP.....	4
5	PAFZZ	4730-00-405-6784	338X5	864457R1	ELBOW, 90-DEGREE, PIPE TO HOSE	3
					1/2-IN. NPT TO 1/2-IN. HOSE	
6	MFFZZ		338X5	L2643505X9.5IN	HOSE, 1/2-IN., NONMETALLIC.....	1
					MAKE FROM HOSE, NONMETALLIC, CAGEC 338X5, PART NUMBER L2643505, LENGTH 9.5-IN.	
7	PAFZZ	4730-01-556-6800	338X5	864439R1	CONNECTOR, PIPE TO HOSE.....	1
					1/2-IN. NPT TO 1/2-IN. HOSE	
8	PAFZZ	5306-01-556-4916	0Y3H3	161888	BOLT, FLANGE HEAD M10 - 1.5 X 25 MM	2
9	PAFZZ	5306-01-535-8195	89346	1817967C1	BOLT, FLANGE HEAD M12 - 1.75 X 25 MM	2
10	PAFZZ	2590-01-556-5169	338X5	1846013C1	BRACKET, AIR COMPRESSOR.....	1
11	PAFZZ	4730-01-556-4489	338X5	118753	ELBOW, PIPE TO TUBE.....	1
					90-DEGREE, 1/8-IN. NPT TO 7/16 - 20 TPI.	
12	PAFHH	4310-01-556-5083	06853	800468	COMPRESSOR, AIR	1
13	PCFZZ	5330-01-556-4935	338X5	1818727C1	GASKET, AIR COMPRESSOR COVER	1
14	PAFZZ	3020-01-572-4902	338X5	1830070C1	GEAR, COMPRESSOR	1
15	PAFZZ	5310-01-130-6116	45152	2AA360	NUT, PLAIN, SLOTTED, HEXAGON ... 3/4 - 16 TPI.	1
16	MFFZZ		338X5	L2643505X13IN	HOSE, 1/2-IN., NONMETALLIC.....	1
					MAKE FROM HOSE, NONMETALLIC, CAGEC 338X5, PART NUMBER L2643505, LENGTH 13-IN. END OF FIGURE	

FIELD MAINTENANCE

GLADHANDS

Gladhands - (CONTINUED)

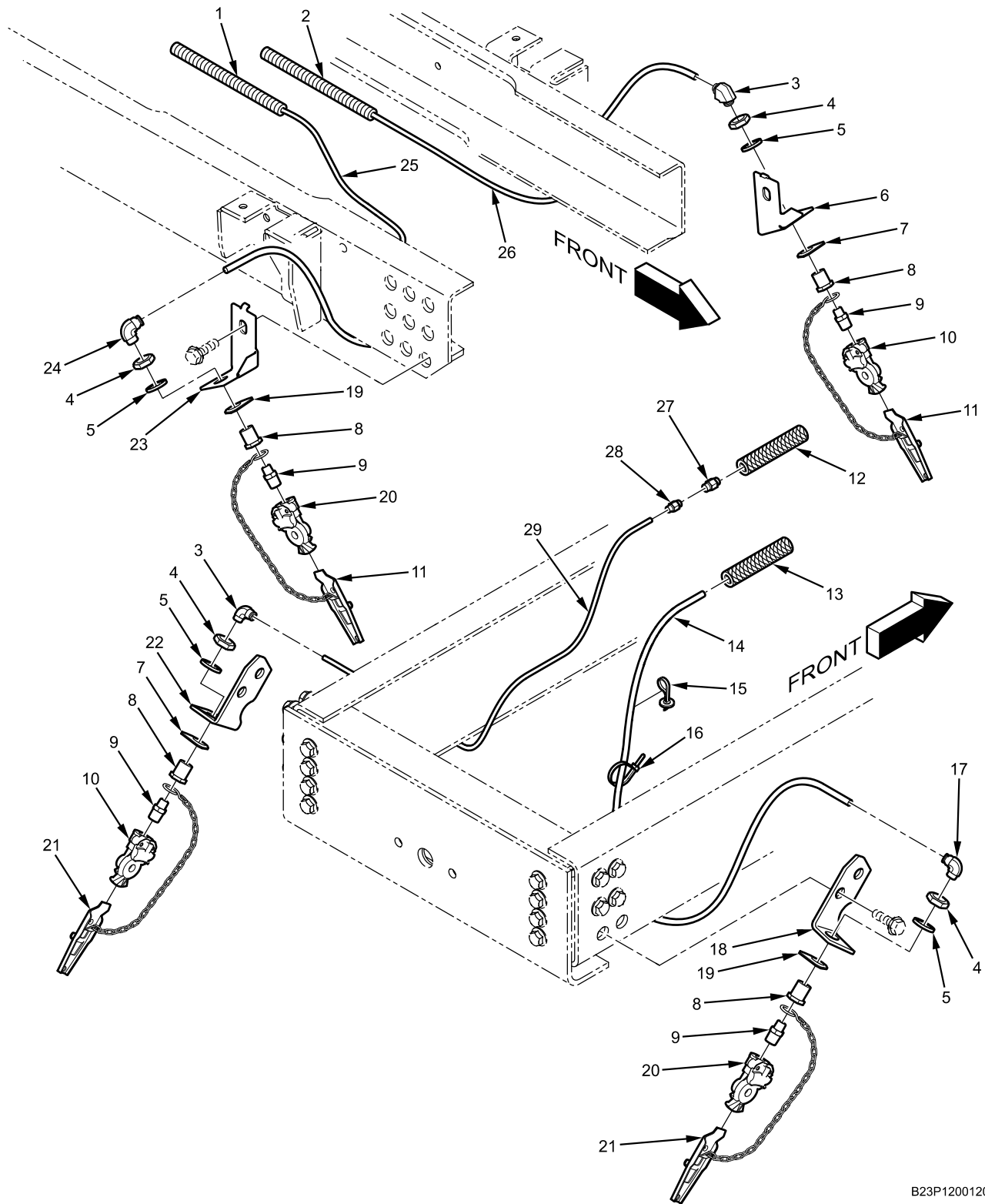


Figure 122. Gladhands.

Gladhands - (CONTINUED)

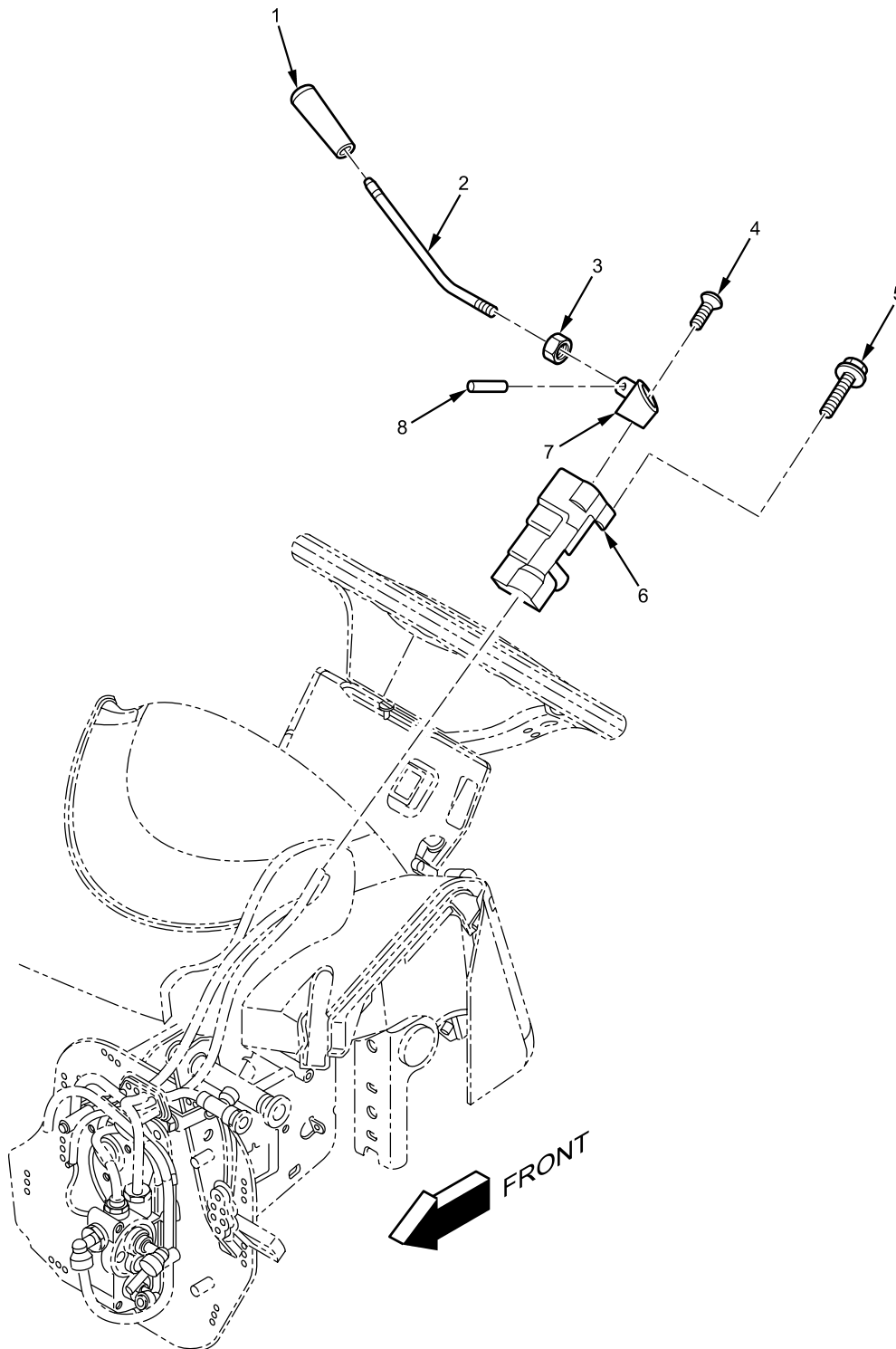
(1) ITEM NO.	(2) SMR CODE	(3) NSN	(4) CAGEC	(5) PART NUMBER	(6) DESCRIPTION AND USABLE ON CODE (UOC)	(7) QTY
					GROUP 1211 TRAILER BRAKE CONNECTIONS AND CONTROLS FIGURE Gladhands. 122	
1	MFFZZ		338X5	449632C1X2450MM	CONDUIT, NONMETALLIC MAKE FROM CONDUIT, NONMETALLIC, CAGEC 338X5, PART NUMBER 449632C1, LENGTH 2450-MM	1
2	MFFZZ		338X5	449632C1X1450MM	CONDUIT, NONMETALLIC MAKE FROM CONDUIT, NONMETALLIC, CAGEC 338X5, PART NUMBER 449632C1, LENGTH 1450-MM	1
3	PAFZZ	4730-01-556-5882	87373	VS179PMTNS-6-6	ELBOW, 45-DEGREE, PUSH TO CONNECT	3
4	PAFZZ	5310-01-512-6122	338X5	181372R1	3/8-IN. TUBE X 3/8-IN. NPT NUT, THIN	4
5	PAFZZ	5310-01-553-1230	0Y3H3	33021	1 - 14 TPI. WASHER, TOOTH LOCK	4
6	PAFZZ	5340-01-556-6363	338X5	3819945C1	1-IN. BRACKET, MOUNTING, FRONT LEFT	1
7	PAFZZ	2590-01-556-5875	338X5	34537H	TAG, EMERGENCY CONNECTION	2
8	PAFZZ	4730-01-556-5538	338X5	309449C1	CONNECTOR, BULKHEAD	4
9	PAFZZ	4730-00-287-4852	338X5	443992	NIPPLE, PIPE	4
10	PAFZZ	4730-00-595-0083	58536	295460C91	3/8 - 18 TO 1/2 - 14 NPT COUPLING HALF, QUICK DISCONNECT	2
11	PAFZZ	2530-00-137-9235	338X5	140895H	COUPLING, DUMMY, FRONT	2
12	MFFZZ		338X5	3577746C1X600MM	INSULATOR, TUBING	1
13	MFFZZ		338X5	3577746C1X1400MM	MAKE FROM INSULATOR, TUBING, CAGEC 338X5, PART NUMBER 3577746C1, LENGTH 600-MM INSULATOR, TUBING	1
14	MFFZZ		338X5	417200C3X1600MM	MAKE FROM INSULATOR, TUBING, CAGEC 338X5, PART NUMBER 3577746C1, LENGTH 1400-MM TUBE, BLACK NYLON, 1/2-IN. OD. MAKE FROM TUBE, BLACK NYLON, CAGEC 338X5, PART NUMBER 417200C3, LENGTH 1600-MM	1
15	PAFZZ	5975-01-556-5977	53421	BT120LD	STRAP, CABLE LOCK	6
16	PAFZZ	5340-01-189-8297	338X5	306132C1	STRAP, CABLE LOCK	8
17	PAFZZ	4730-01-556-3860	93061	VS369PTC-8-6	ELBOW, 90-DEGREE, PUSH TO CONNECT	1
18	PAFZZ	5340-01-556-6468	338X5	3821067C1	1/2-IN. TUBE TO 3/8-IN. NPT BRACKET, MOUNTING, REAR RIGHT	2

Gladhands - (CONTINUED)

(1) ITEM NO.	(2) SMR CODE	(3) NSN	(4) CAGEC	(5) PART NUMBER	(6) DESCRIPTION AND USABLE ON CODE (UOC)	(7) QTY
19	PAFZZ	9905-00-740-9721	97384	60244-90104	TAG, SERVICE CONNECTION	2
20	PAFZZ	4730-00-595-0083	58536	295459C91	COUPLING HALF, QUICK DISCONNECT	2
21	PAFZZ	2530-00-270-3878	338X5	BX220636N	COUPLING, DUMMY, REAR	2
22	PAFZZ	5340-01-556-6467	338X5	3821066C1	BRACKET, MOUNTING, REAR LEFT .	2
23	PAFZZ	5340-01-556-6364	338X5	3819946C1	BRACKET, MOUNTING, FRONT RIGHT	1
24	PAFZZ	4730-01-556-3857	93061	VS369PTC-6-6	ELBOW, 90-DEGREE, PUSH TO CONNECT	3
25	MFFZZ		338X5	417199C3X2450MM	3/8-IN. TUBE TO 3/8-IN. NPT TUBE, BLACK NYLON 3/8-IN. OD. MAKE FROM TUBE, BLACK NYLON, CAGEC 338X5, PART NUMBER 417199C3, LENGTH 2450-MM	1
26	MFFZZ		338X5	417199C3X1450MM	TUBE, BLACK NYLON 3/8-IN. OD. MAKE FROM TUBE, BLACK NYLON, CAGEC 338X5, PART NUMBER 417199C3, LENGTH 1450-MM	1
27	PAFZZ	4730-01-506-2074	93061	VS68PMT-8-8	FITTING, PUSH TO CONNECT.....	2
28	PAFZZ	2530-01-556-6017	338X5	3548736C1	1/2-IN. TUBE TO 1/2-IN. NPT VALVE, QUICK RELEASE	1
29	MFFZZ		338X5	417199C3X3100MM	TUBE, BLACK NYLON 3/8-IN. OD. MAKE FROM TUBE, BLACK NYLON, CAGEC 338X5, PART NUMBER 417199C3, LENGTH 3100-MM END OF FIGURE	1

FIELD MAINTENANCE
TRAILER BRAKE HAND CONTROL VALVE

Trailer Brake Hand Control Valve - (CONTINUED)



B23P1200253

Figure 123. Trailer Brake Hand Control Valve.

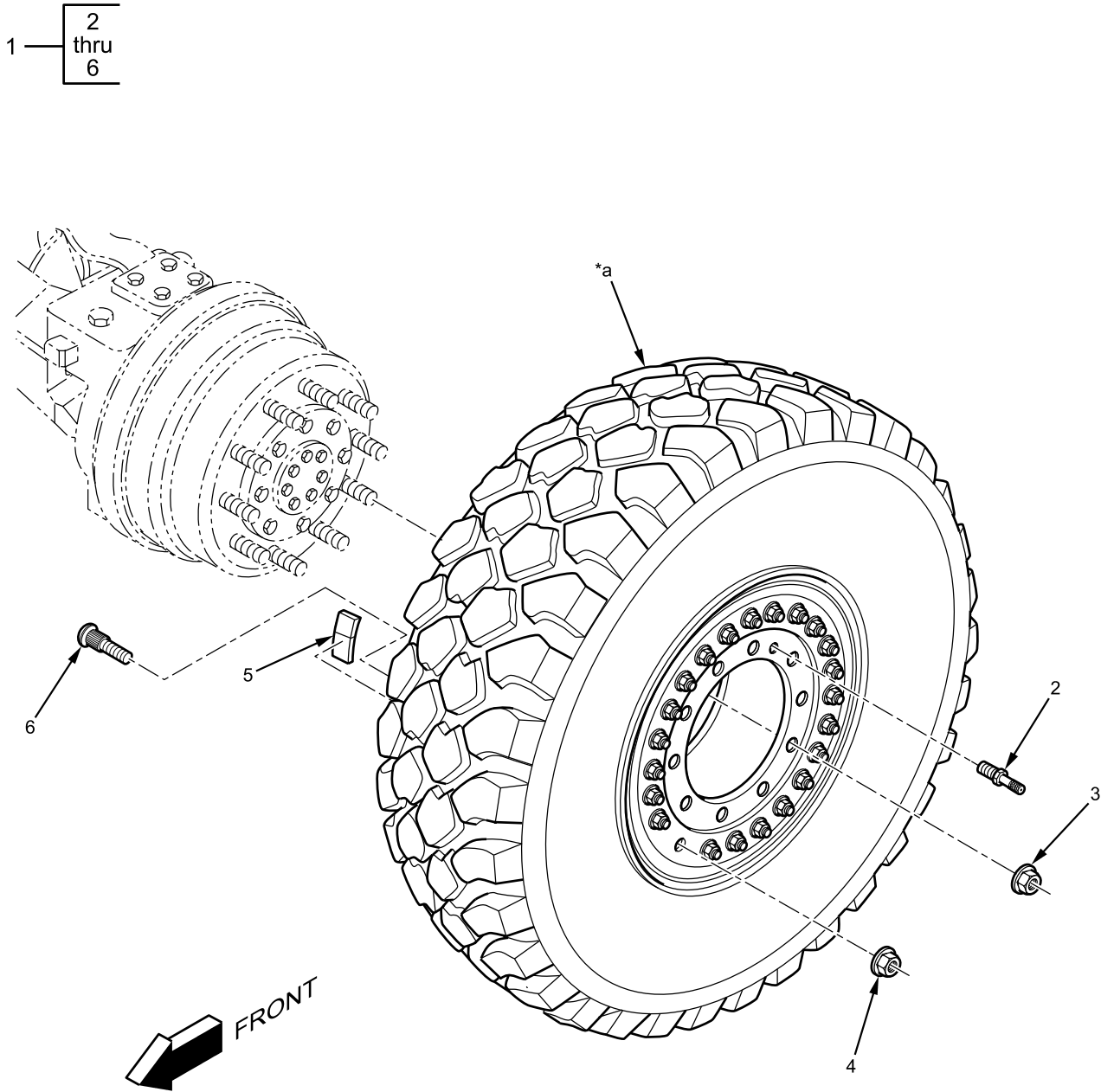
Trailer Brake Hand Control Valve - (CONTINUED)

(1) ITEM NO.	(2) SMR CODE	(3) NSN	(4) CAGEC	(5) PART NUMBER	(6) DESCRIPTION AND USABLE ON CODE (UOC)	(7) QTY
					GROUP 1211 TRAILER BRAKE CONNECTIONS AND CONTROLS	
					FIGURE 123 Trailer Brake Hand Control Valve.	
1	PAFZZ	5355-01-556-4565	338X5	1663738C1	KNOB, HANDLE BRAKE CONTROL...	1
2	PAFZZ	5340-01-556-4619	338X5	1698622C91	HANDLE, HAND CONTROL VALVE	1
3	PAFZZ		10426	294825	NUT	1
4	PAFZZ		10426	112741	SCREW	1
					#10	
5	PAFZZ		06853	113204	BOLT	3
					1/4 - 20 TPI.	
6	PAFZZ	2510-01-556-4620	338X5	2597771C91	HAND CONTROL, VALVE	1
7	PAFZZ		10426	296866	HEAD	1
8	PAFZZ		10426	236711	PIN	1
					END OF FIGURE	

FIELD MAINTENANCE

WHEEL ASSEMBLY

Wheel Assembly - (CONTINUED)



*a Part of item 1

B23P1300135

Figure 124. Wheel Assembly.

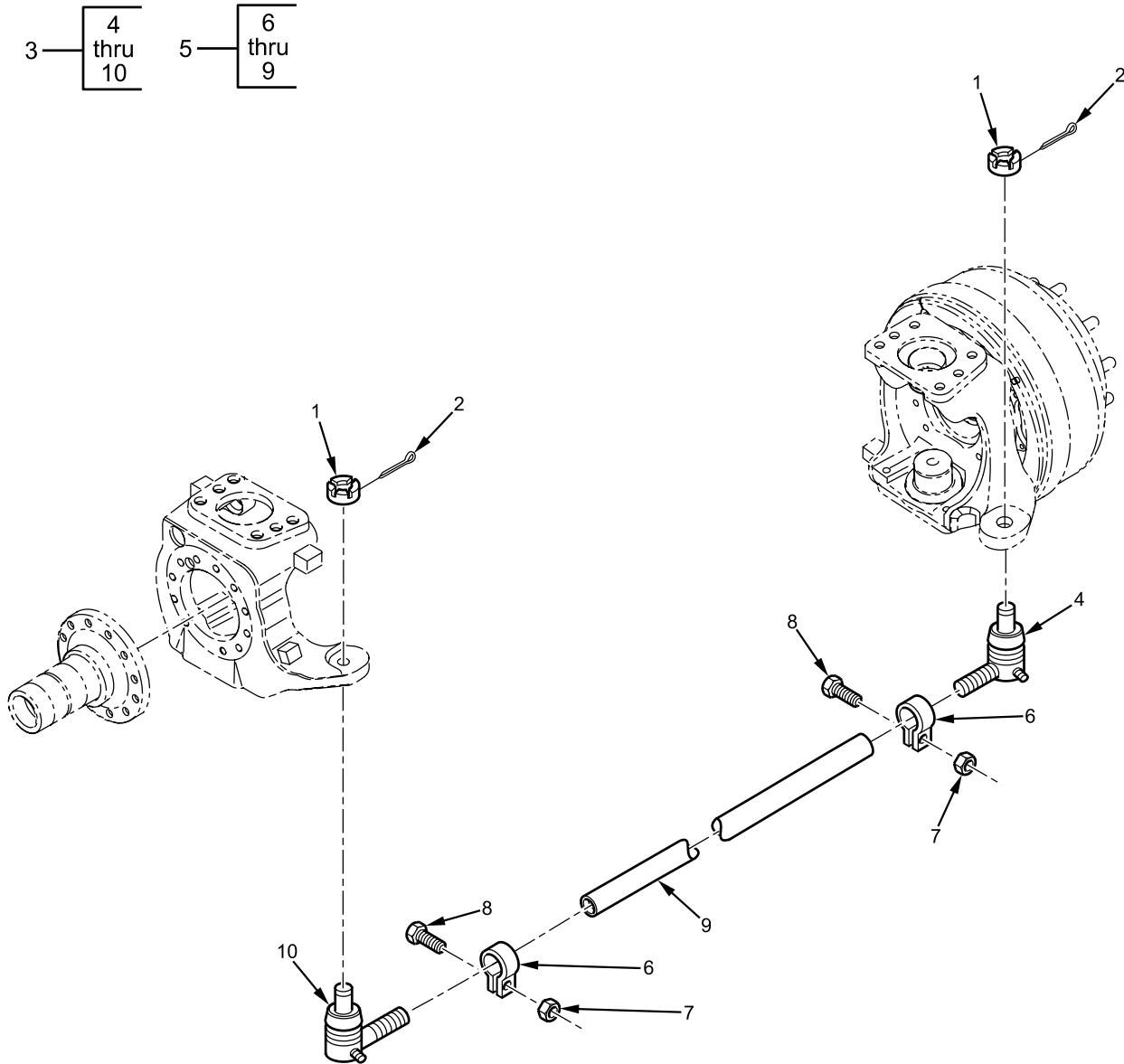
Wheel Assembly - (CONTINUED)

(1) ITEM NO.	(2) SMR CODE	(3) NSN	(4) CAGEC	(5) PART NUMBER	(6) DESCRIPTION AND USABLE ON CODE (UOC)	(7) QTY
					GROUP 1311 WHEEL ASSEMBLY FIGURE Wheel Assembly. 124	
1	PCFHH	2530-01-566-9355	338X5	2598160C91L	WHEEL ASSEMBLY	4
2	PCFZZ	2640-01-537-1407	62161	40092	. FILL, VALVE	1
3	PAFZZ	5310-01-566-9855	1A177	1227Z1378	. NUT, PLAIN	10
4	PAFZZ	5310-01-503-2123	62161	80012	. NUT, WHEEL ASSEMBLY	24
5	PCFZZ		62161	80096	. WEIGHT, ADHESIVE	1
6	PAFZZ	5307-01-568-0127	62161	80167	. STUD, RIM.....	24
					END OF FIGURE	

FIELD MAINTENANCE

TIE ROD

Tie Rod - (CONTINUED)



B23P140100295

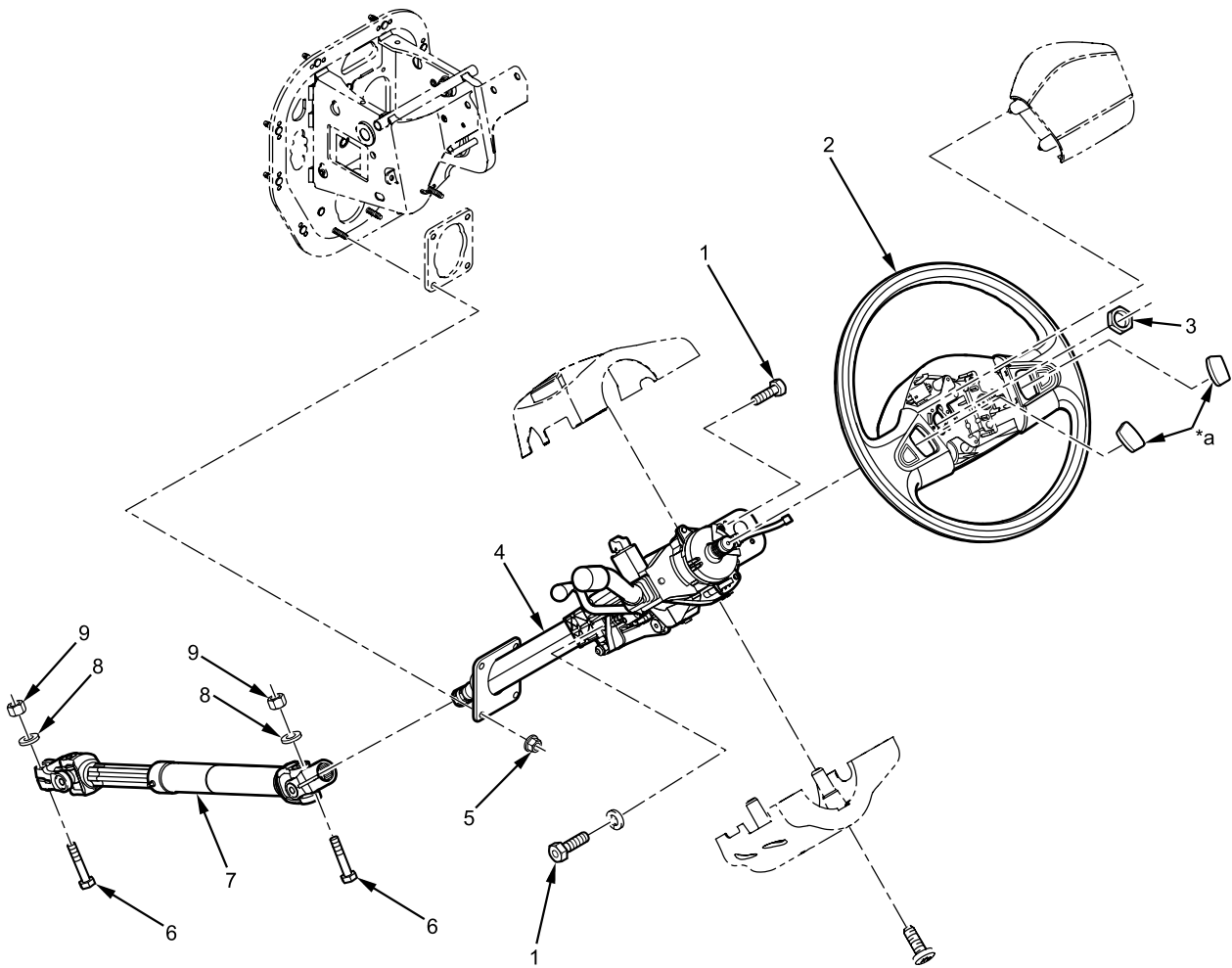
Figure 125. Tie Rod.

Tie Rod - (CONTINUED)

(1) ITEM NO.	(2) SMR CODE	(3) NSN	(4) CAGEC	(5) PART NUMBER	(6) DESCRIPTION AND USABLE ON CODE (UOC)	(7) QTY
					GROUP 1401 MECHANICAL STEERING GEAR ASSEMBLY	
					FIGURE Tie Rod. 125	
1	PAFZZ		78500		NUT, CASTELLATED	2
2	PAFZZ	5315-01-556-4472	0Y3H3	65080	PIN, COTTER	2
3	PAFFF	3040-01-563-9974	78500	A2-3102-N-3472	TIE ROD ASSEMBLY	1
4	PAFZZ	2530-01-038-4613	78500	R230069	. TIE ROD END	1
					RIGHT	
5	PAFZZ	2530-01-113-4479	78500	A-3102-N-3472	. TUBE, CROSS WITH CLAMPS	1
6	PAFZZ	2530-00-408-9227	338X5	267147C91	.. CLAMP, TIE ROD	2
7	PAFZZ	5310-01-082-8578	3D6E9	NL-210-1	.. NUT	2
8	PAFZZ	5305-01-363-2650	0SAT8	24879R1	.. SCREW, CAP, HEXAGON	2
9	PAFZZ		3D6E9		.. TUBE, CROSS	1
10	PAFZZ	2530-01-318-4215	78500	R230068	. TIE ROD END	1
					LEFT	
					END OF FIGURE	

FIELD MAINTENANCE
WHEEL, COLUMN, AND INTERMEDIATE SHAFT

Wheel, Column, and Intermediate Shaft - (CONTINUED)



*a Part of item 2

B23P1400113

Figure 126. Wheel, Column, and Intermediate Shaft.

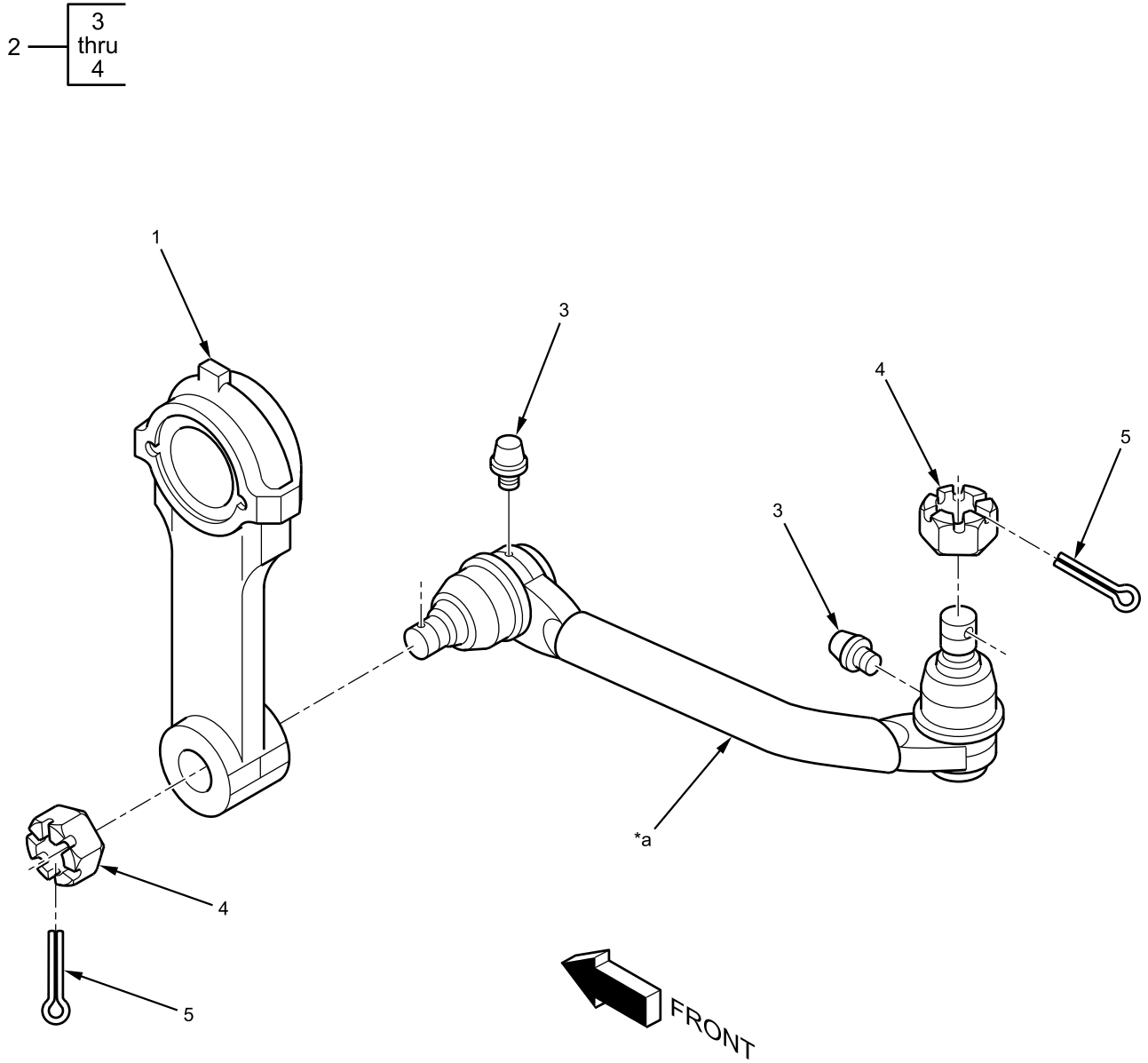
Wheel, Column, and Intermediate Shaft - (CONTINUED)

(1) ITEM NO.	(2) SMR CODE	(3) NSN	(4) CAGEC	(5) PART NUMBER	(6) DESCRIPTION AND USABLE ON CODE (UOC)	(7) QTY
					GROUP 1401 MECHANICAL STEERING GEAR ASSEMBLY	
					FIGURE Wheel, Column, and 126 Intermediate Shaft.	
1	PAFZZ	5306-01-556-5933	338X5	3535185C1	BOLT, MACHINE	2
					M8 - 1.25 X 74 MM	
2	PAFFF	2530-01-556-5992	338X5	28166831-02	WHEEL, STEERING	1
3	PAFZZ	5310-01-580-4138	89346	3551707C1	NUT, STEERING WHEEL	1
					7/8 - 20 TPI.	
4	PAFZZ		06853	5019677	COLUMN, STEERING	1
5	PAFZZ	5310-01-556-5260	0Y3H3	0162317	NUT, HEX FLANGED	4
					M8 - 1.25	
6	PAFZZ	5306-01-512-2116	338X5	3535854C1	BOLT, FLANGE HEAD	2
					SPECIAL, 12-POINT, 7/8 - 20 X 2-1/8 IN.	
7	PAFZZ	2530-01-556-6029	338X5	3822724C91	SHAFT, STEERING	1
8	PAFZZ	5310-01-587-3384	338X5	26272R1	WASHER, FLAT	2
					7/16-IN.	
9	PAFZZ	5310-01-556-5475	0Y3H3	37306	NUT, SELF-LOCKING	2
					7/16 - 20 TPI.	
					END OF FIGURE	

FIELD MAINTENANCE

PITMAN ARM

Pitman Arm - (CONTINUED)



*a Part of item 2

B23P1400260

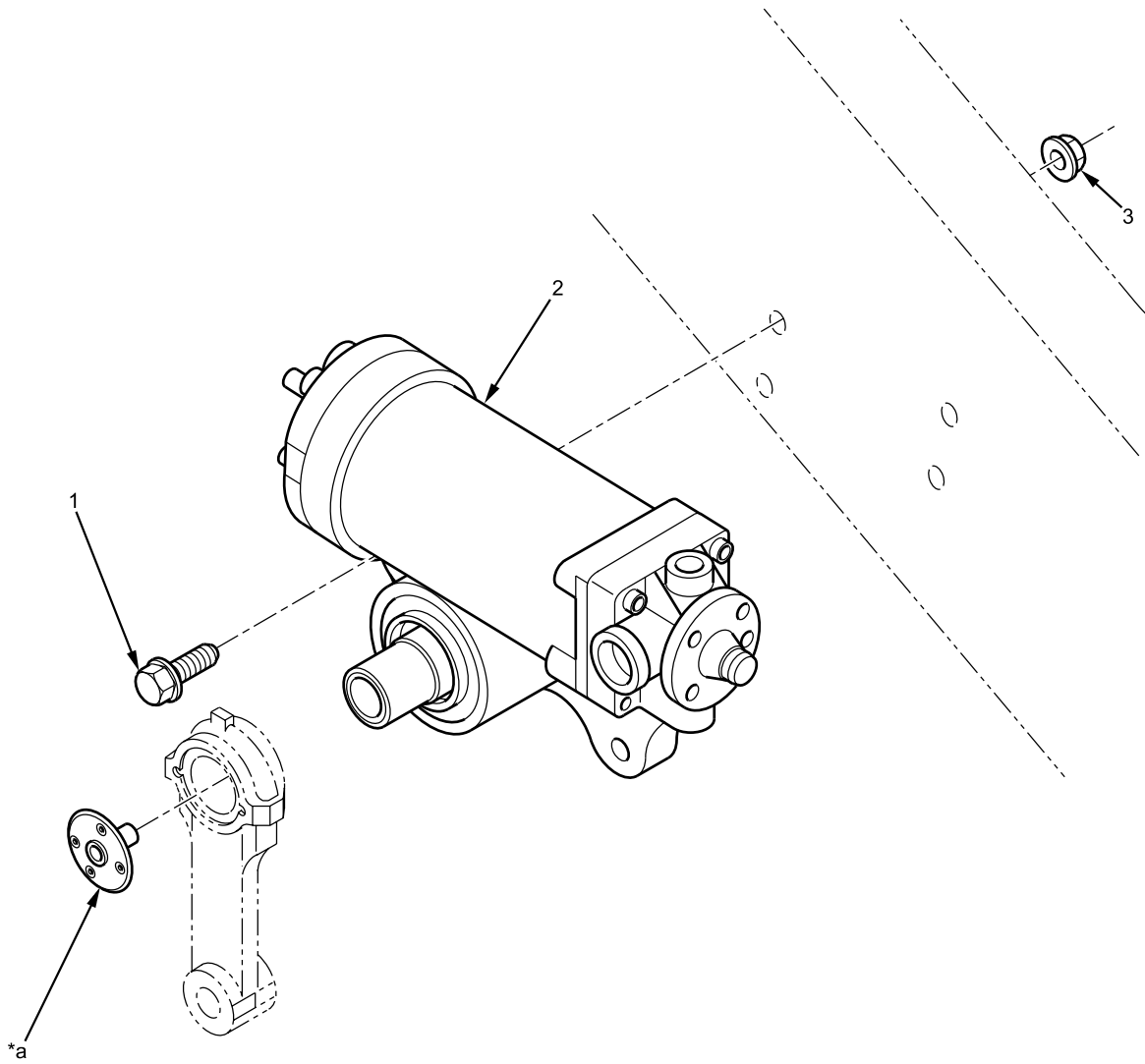
Figure 127. Pitman Arm.

Pitman Arm - (CONTINUED)

(1) ITEM NO.	(2) SMR CODE	(3) NSN	(4) CAGEC	(5) PART NUMBER	(6) DESCRIPTION AND USABLE ON CODE (UOC)	(7) QTY
					GROUP 1401 MECHANICAL STEERING GEAR ASSEMBLY FIGURE Pitman Arm. 127	
1	PAFZZ	2530-01-555-5138	78222	2594414	ARM, PITMAN POWER	1
2	PAFFF	2530-01-555-4953	338X5	3552002C91	LINK, STEERING DRAG	1
3	PAFZZ	4730-01-556-7113	338X5	109454	. FITTING, LUBE	2
4	PAFZZ	5310-01-556-5472	0Y3H3	36867	. NUT	2
					7/8 - 14 TPI	
5	PAFZZ	5315-01-556-4472	0Y3H3	65080	PIN, COTTER	2
					END OF FIGURE	

FIELD MAINTENANCE
POWER STEERING GEAR ASSEMBLY

Power Steering Gear Assembly - (CONTINUED)



*a - Part of item 2

B23P1400100

Figure 128. Power Steering Gear Assembly.

Power Steering Gear Assembly - (CONTINUED)

(1) ITEM NO.	(2) SMR CODE	(3) NSN	(4) CAGEC	(5) PART NUMBER	(6) DESCRIPTION AND USABLE ON CODE (UOC)	(7) QTY
					GROUP 1407 POWER STEERING GEAR ASSEMBLY	
					FIGURE Power Steering Gear 128 Assembly.	
1	PAFZZ	5306-01-556-5560	338X5	31089R1	BOLT, FLANGE	4
					M20 - 2.5 X 80 MM	
2	PAFHH	2530-01-555-5457	78222	M110PJE3	STEERING GEAR ASSEMBLY	1
3	PAFZZ	5310-01-587-6511	338X5	40204R1	NUT, HEX	4
					M20 - 2.5	
					END OF FIGURE	

FIELD MAINTENANCE
POWER STEERING PUMP

Power Steering Pump - (CONTINUED)

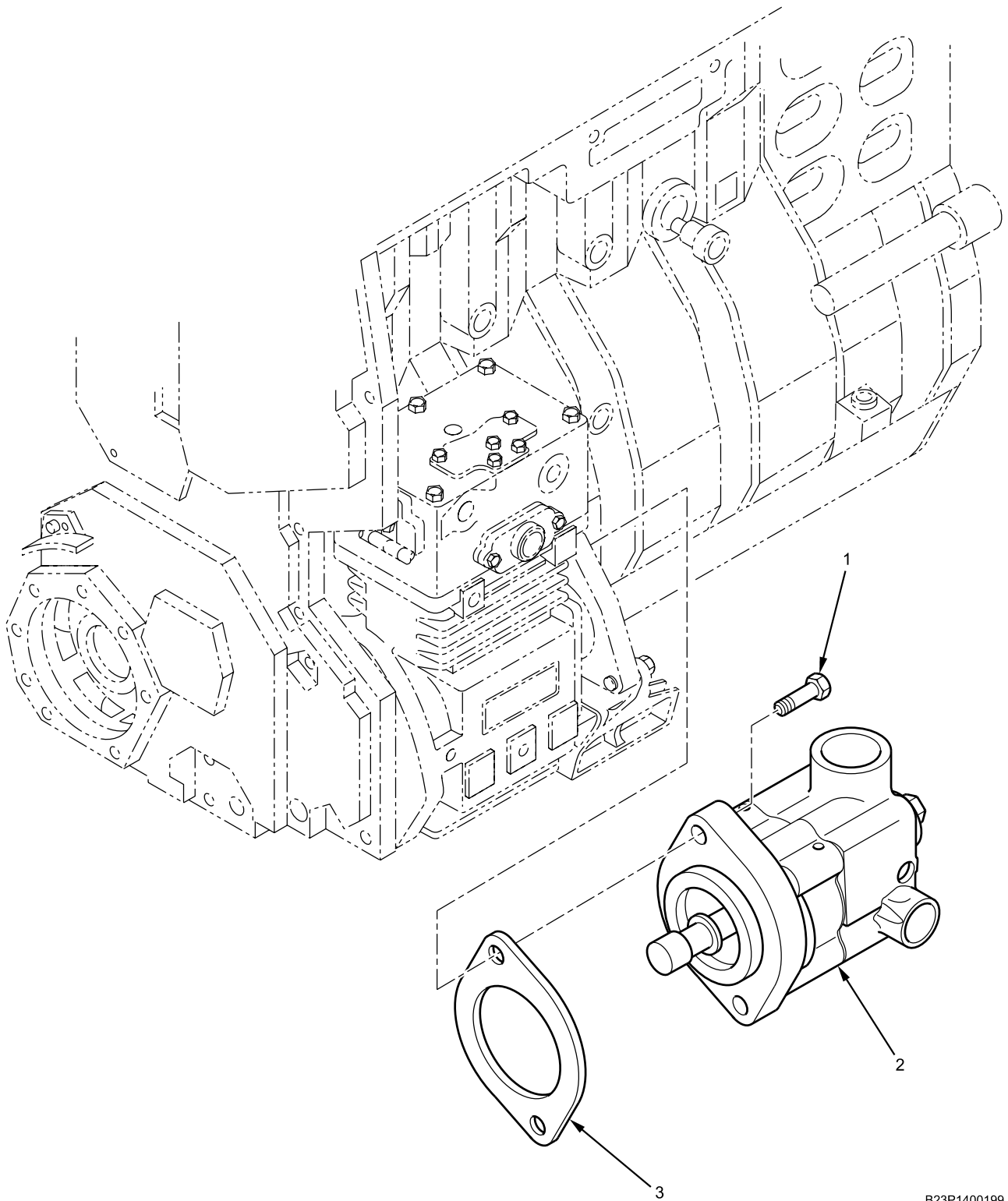


Figure 129. Power Steering Pump.

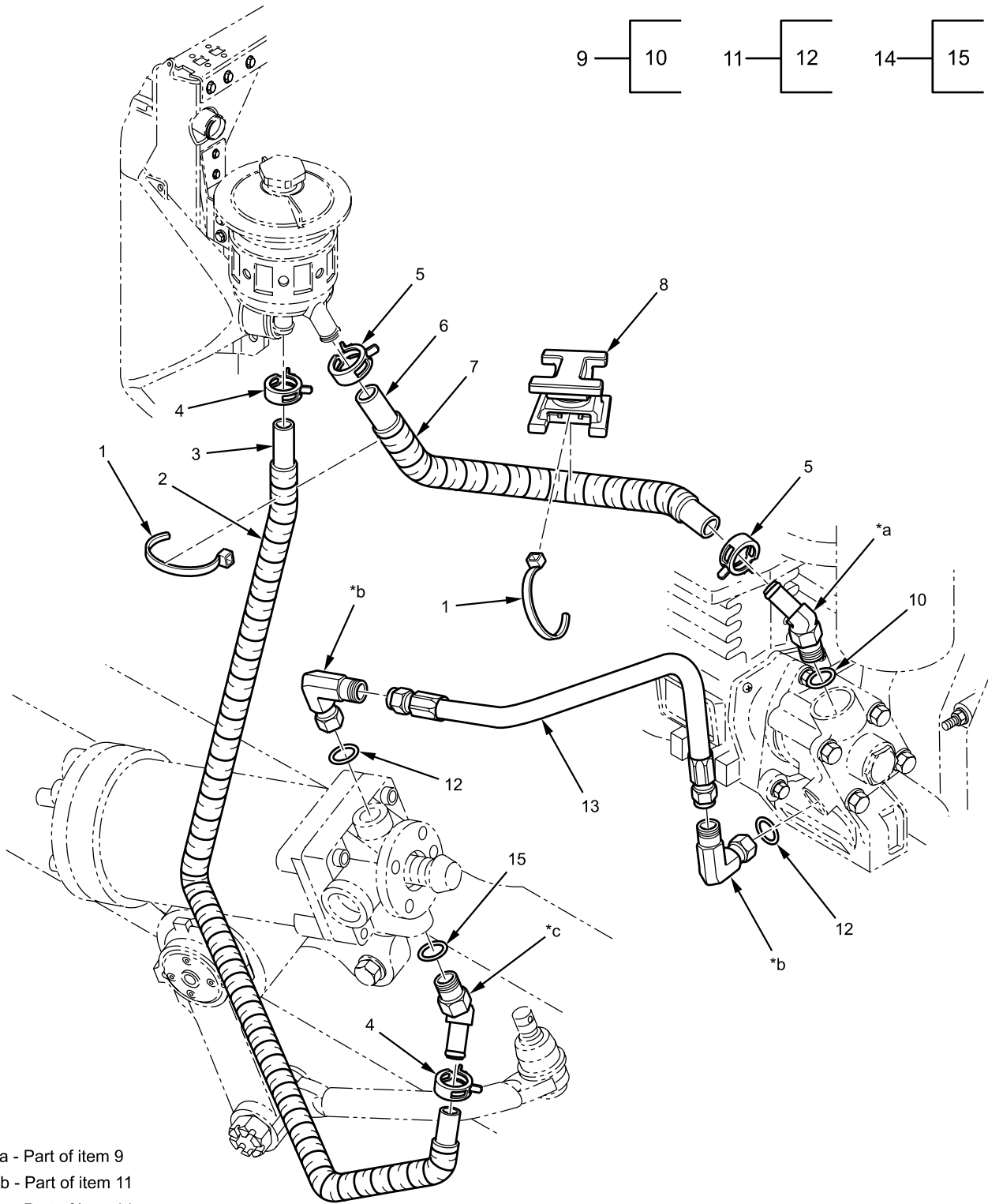
B23P1400199

Power Steering Pump - (CONTINUED)

(1) ITEM NO.	(2) SMR CODE	(3) NSN	(4) CAGEC	(5) PART NUMBER	(6) DESCRIPTION AND USABLE ON CODE (UOC)	(7) QTY
					GROUP 1410 HYDRAULIC PUMP OR FLUID MOTOR ASSEMBLY	
					FIGURE Power Steering Pump. 129	
1	PAFZZ	5306-01-556-4925	0Y3H3	40695	BOLT, MACHINE	2
					M10 - 1.5 X 35 MM	
2	PAFFF	2530-01-555-4950	338X5	3542059C91	PUMP ASSEMBLY, POWER.....	1
3	PCFZZ	5330-01-346-2917	338X5	591597C2	GASKET.....	1
					END OF FIGURE	

FIELD MAINTENANCE
POWER STEERING HOSES

Power Steering Hoses - (CONTINUED)



- *a - Part of item 9
- *b - Part of item 11
- *c - Part of item 14

B23P1400101

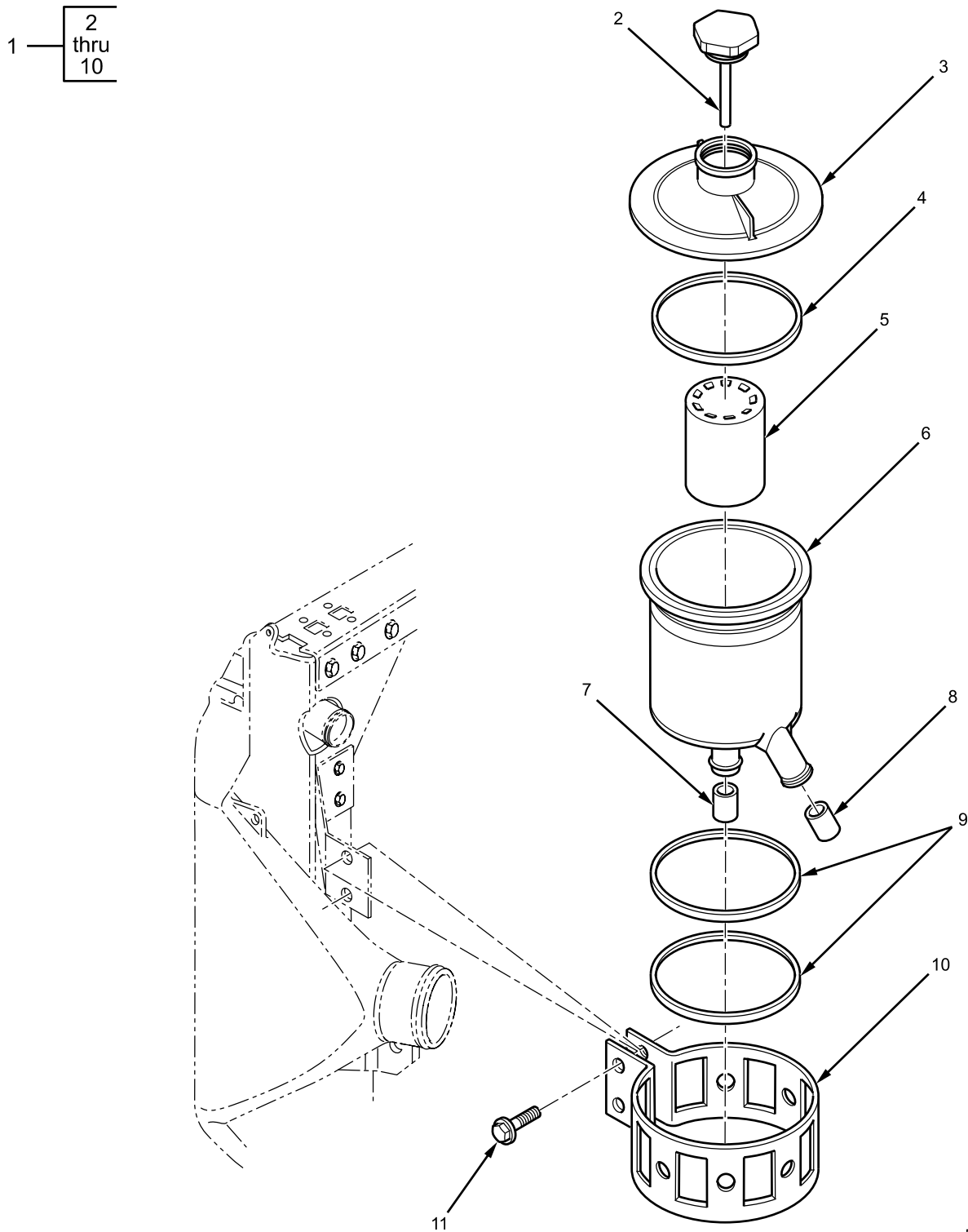
Figure 130. Power Steering Hoses.

Power Steering Hoses - (CONTINUED)

(1) ITEM NO.	(2) SMR CODE	(3) NSN	(4) CAGEC	(5) PART NUMBER	(6) DESCRIPTION AND USABLE ON CODE (UOC)	(7) QTY
					GROUP 1411 HOSES, LINES, FITTINGS FIGURE Power Steering Hoses. 130	
1	PAFZZ	5340-01-189-8297	338X5	306132C1	STRAP, CABLE LOCK	2
2	MFFZZ		338X5	584067C1X774MM	LOOM, CONVOLUTED, 1-1/4-IN. ID... MAKE FROM LOOM, CONVOLUTED, CAGEC 338X5, PART NUMBER 584067C1, LENGTH 774-MM	1
3	PCFZZ	4720-01-556-4716	338X5	3817548C1	HOSE, POWER STEERING	1
4	PAFZZ	4730-01-556-6187	338X5	3576742C1	CLAMP, HOSE	2
5	PAFZZ	5340-01-556-6232	07382	CTB-36	CLAMP, HOSE	2
6	MFFZZ		338X5	L2643623X915MM	HOSE, FUEL AND OIL	1
					LOW PRESSURE, 1-IN. ID, MAKE FROM HOSE, NONMETALLIC, CAGEC 338X5, PART NUMBER L2643623, LENGTH 915-MM	
7	MFFZZ		338X5	450017C1X711MM	LOOM, CONVOLUTED..... 1-IN. ID, MAKE FROM LOOM, CONVOLUTED, CAGEC 338X5, PART NUMBER 450017C1, LENGTH 711-MM	1
8	PAFZZ	5365-01-556-7078	53421	MT2024053CST	GUIDE, BRAKE HOSE	1
9	PAFFF	4730-01-556-7389	338X5	3593042C91	FITTING, ELBOW	1
					1-1/16 - 12 TPI. TO 1-IN. HOSE	
10	PCFZZ	5331-01-556-6809	338X5	876108C1	. O-RING	1
11	PAFFF	4730-01-556-6205	338X5	3590828C91	FITTING, ELBOW	2
					3/4 - 16 TPI.	
12	PCFZZ	5331-01-076-6167	338X5	876106C1	. O-RING	2
13	PCFZZ	4720-01-556-6218	338X5	3598830C2	HOSE, POWER STEERING	1
14	PAFFF	4730-01-556-6210	338X5	3593045C91	FITTING, ELBOW	1
					3/4 - 16 TPI TO 3/4-IN. HOSE	
15	PCFZZ	5331-01-076-6167	338X5	876106C1	. O-RING	1
					END OF FIGURE	

FIELD MAINTENANCE
POWER STEERING RESERVOIR

Power Steering Reservoir - (CONTINUED)



B23P1400102

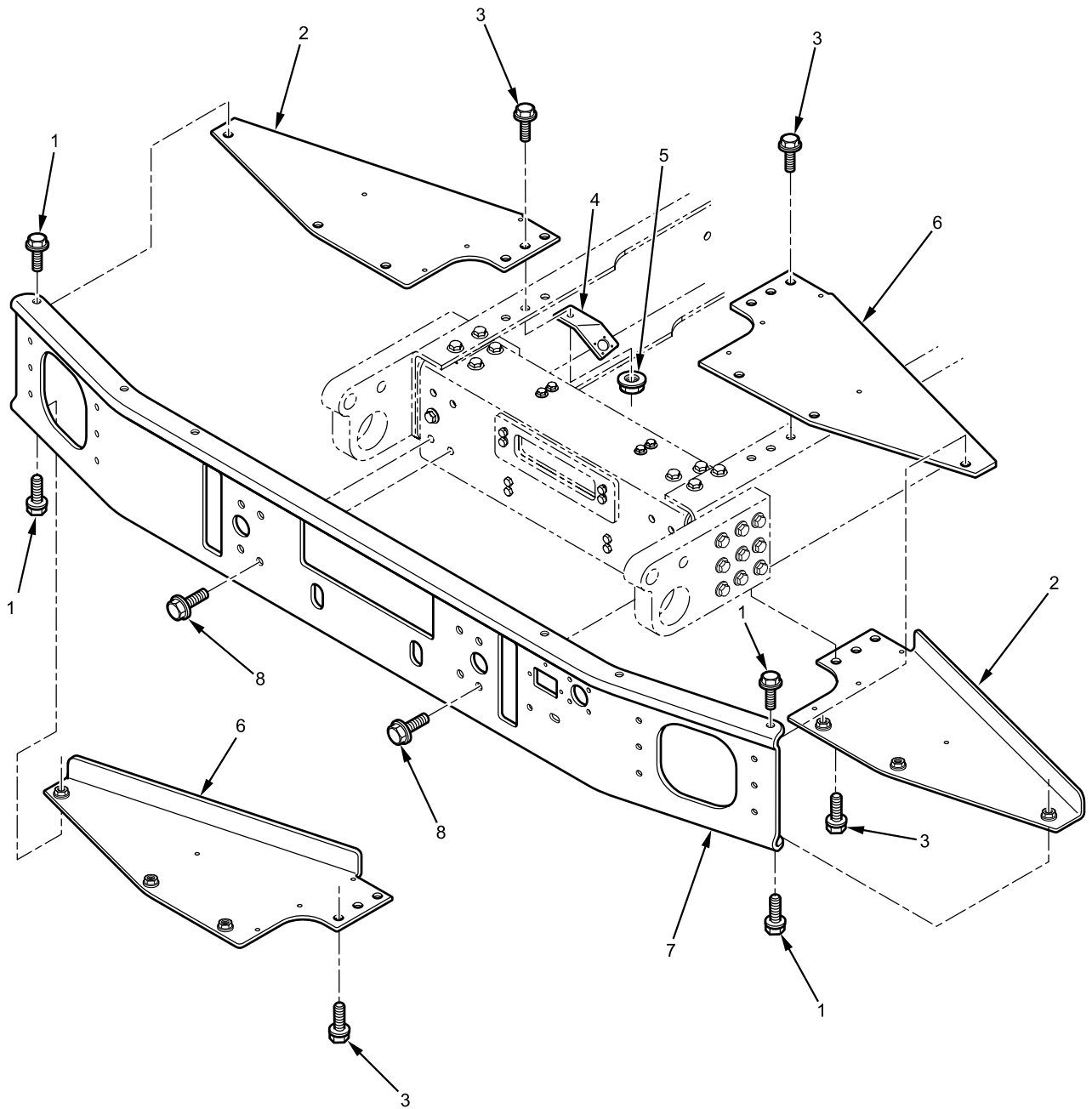
Figure 131. Power Steering Reservoir.

Power Steering Reservoir - (CONTINUED)

(1) ITEM NO.	(2) SMR CODE	(3) NSN	(4) CAGEC	(5) PART NUMBER	(6) DESCRIPTION AND USABLE ON CODE (UOC)	(7) QTY
					GROUP 1413 TANKS, RESERVOIRS FIGURE Power Steering Reservoir. 131	
1	PAFFF	2530-01-575-3812	0NPD6	T3315	RESERVOIR, POWER STEERING	1
2	PAFZZ	2590-01-556-5316	338X5	2507059C1	. CAP, POWER STEERING	1
3	PAFZZ		0NPD6	T3184	. LID.....	1
4	PCFZZ	5330-01-556-5317	338X5	2507061C1	. GASKET.....	1
5	PAFZZ	4330-01-507-4201	338X5	2503221C1	. FILTER, OIL POWER.....	1
6	PAFZZ		0NPD6	T3022C	. CANISTER.....	1
7	XAFZZ		0NPD6	T3057A	. INSERT, TUBE.....	1
8	XAFZZ		0NPD6	T3058	. INSERT, TUBE.....	1
9	PCFZZ		0NPD6	T3096	. ISOLATOR.....	2
10	PAFZZ		0NPD6	T1683B	. WINDOW STRAP BRACKET.....	1
11	PAFZZ	5306-01-512-1521	338X5	30665R2	BOLT, FLANGE HEAD	2
					M10 - 1.5 X 30 MM END OF FIGURE	

FIELD MAINTENANCE

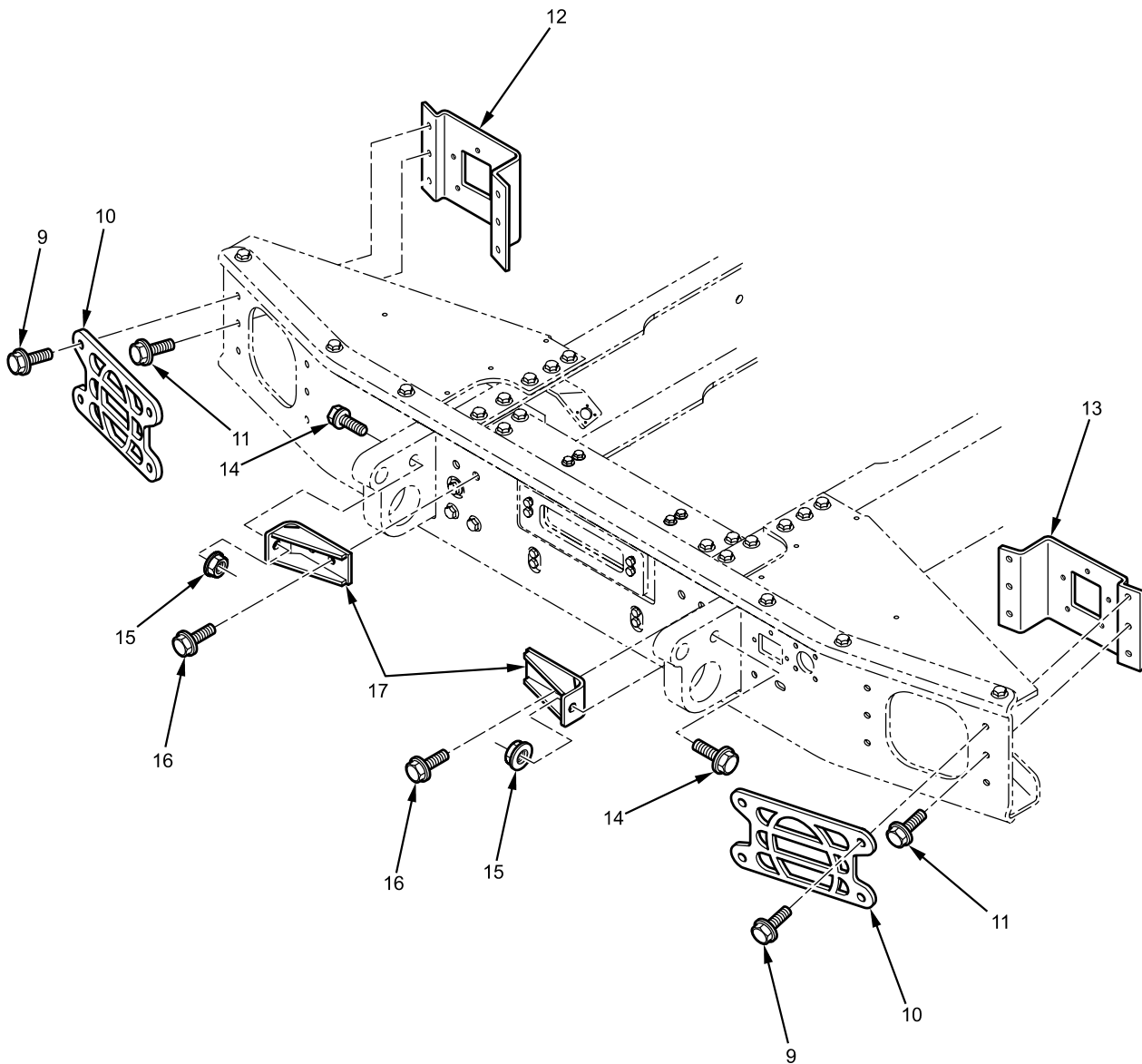
BUMPER



B23P1500010

Figure 132. Bumper (Sheet 1 of 2).

Bumper - (CONTINUED)



B23P1500020

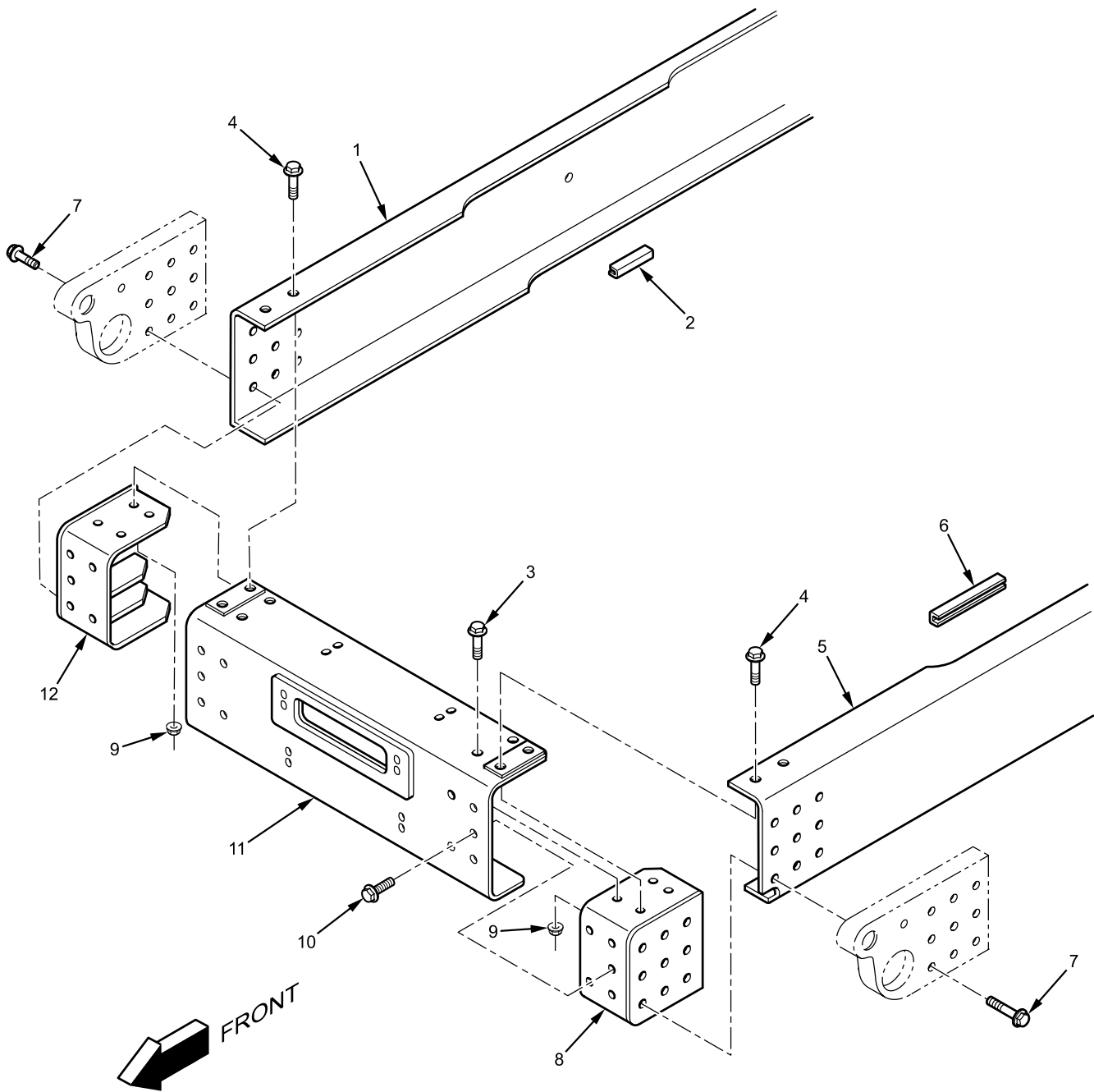
Figure 132. Bumper (Sheet 2 of 2).

Bumper - (CONTINUED)

(1) ITEM NO.	(2) SMR CODE	(3) NSN	(4) CAGEC	(5) PART NUMBER	(6) DESCRIPTION AND USABLE ON CODE (UOC)	(7) QTY
					GROUP 1501 FRAME ASSEMBLY FIGURE Bumper 132	
1	PAFZZ	5306-01-512-1576	338X5	30744R2	BOLT, FLANGE HEAD	12
					M12 - 1.75 X 30 MM	
2	PAFZZ	2541-01-556-6319	338X5	3674107C4L	BRACE, BUMPER, TOP-RH BOTTOM-LH.....	2
3	PAFZZ	5306-01-512-1578	0Y3H3	0161895	BOLT, FLANGE HEAD	12
					M12 - 1.75 X 35 MM	
4	PAFZZ	5340-01-556-6478	338X5	3821112C3	EXTENSION, WINCH	1
5	PAFZZ	5310-01-512-6142	338X5	31084R1	NUT, HEX FLANGE	12
					M12 - 1.75	
6	PAFZZ	2541-01-556-6318	338X5	3674106C4L	BRACE, BUMPER, TOP-LH BOTTOM-RH	2
7	PAFZZ	2541-01-556-6298	338X5	3673298C5	BUMPER, FRONT	1
8	PAFZZ	5306-01-512-1587	338X5	30752R2	BOLT, FLANGE HEAD	4
					M16 - 2.0 X 50 MM	
9	PAFZZ	5306-01-556-6524	0Y3H3	0161882	BOLT, FLANGE	8
					M8 -1.25 X 25 MM	
10	PAFZZ	2510-01-568-6053	338X5	3691357C1L	GRILLE, FRONT BUMPER LIGHT	2
11	PAFZZ	5306-01-512-1650	338X5	31054R1	BOLT, FLANGE HEAD	4
					M8 - 1.25 X 20 MM	
12	PAFZZ	6220-01-556-6321	338X5	3674109C4	PANEL, LIGHT MOUNT RIGHT	1
13	PAFZZ	6220-01-556-6320	338X5	3674108C4	PANEL, LIGHT MOUNT LEFT	1
14	PAFZZ	5306-01-556-5551	338X5	31076R1	BOLT, FLANGE HEAD	2
					M16 - 2.0 X 80 MM	
15	PAFZZ	5310-01-556-5557	0Y3H3	0162320	NUT, PLAIN, HEXAGON.....	2
					M16 - 2.0	
16	PAFZZ	5306-01-512-1590	338X5	30753R2	BOLT, FLANGE HEAD	4
					M16 - 2.0 X 60 MM	
17	PAFZZ	2510-01-556-6297	338X5	3673293C4	BRACE, TOW PIN.....	2
					END OF FIGURE	

FIELD MAINTENANCE
FRONT FRAME CROSSMEMBER

Front Frame Crossmember - (CONTINUED)



B23P1500012

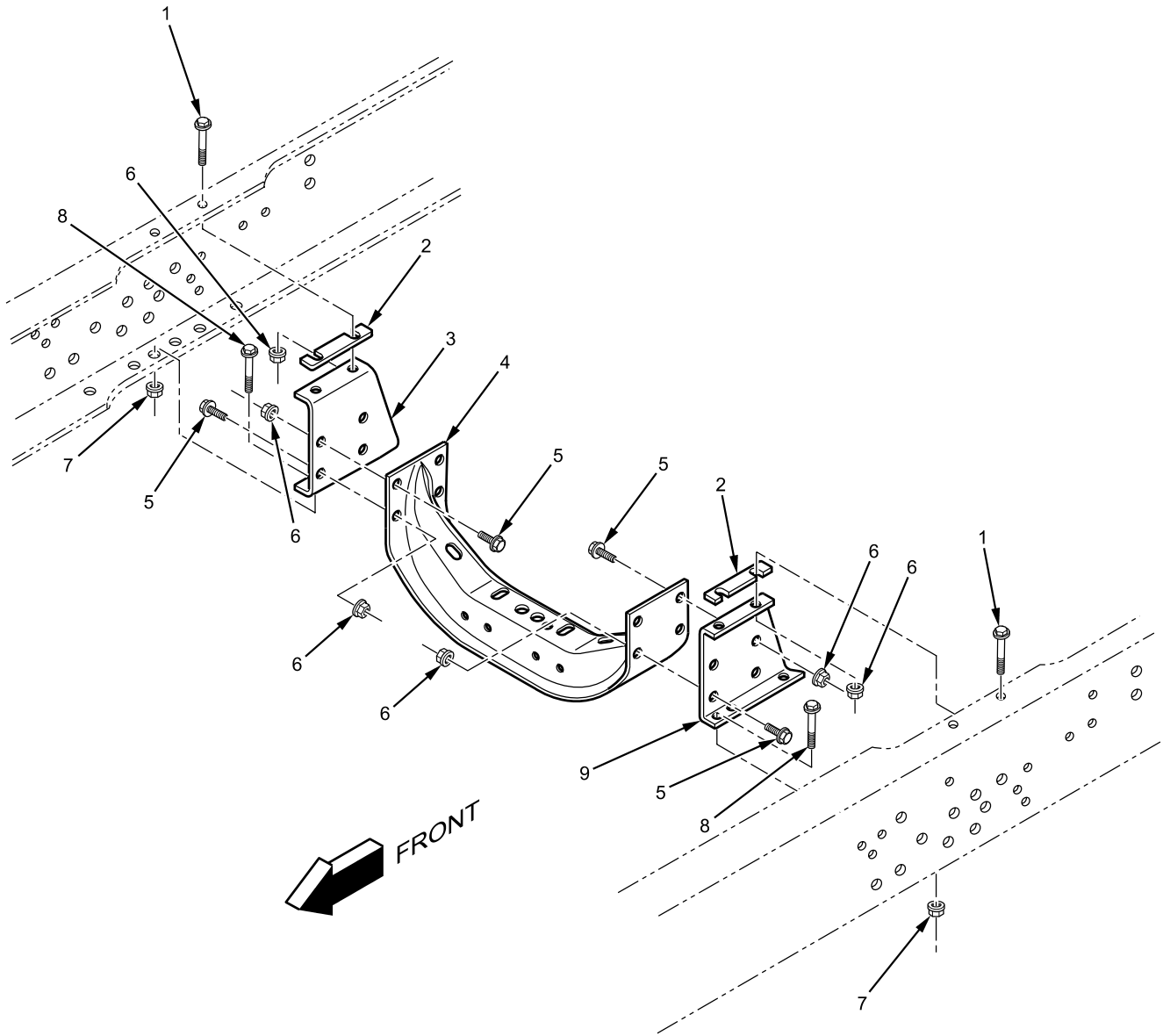
Figure 133. Front Frame Crossmember.

Front Frame Crossmember - (CONTINUED)

(1) ITEM NO.	(2) SMR CODE	(3) NSN	(4) CAGEC	(5) PART NUMBER	(6) DESCRIPTION AND USABLE ON CODE (UOC)	(7) QTY
					GROUP 1501 FRAME ASSEMBLY FIGURE Front Frame Crossmember. 133	
1	PAFZZ	2510-01-564-6951	338X5	3820595C1	SIDE MEMBER, RIGHT	1
2	MFFZZ		338X5	3692802C1X51MM	INSERT, PVC VINYL, WITH WIRE	1
					MAKE FROM INSERT, PVC VINYL, CAGEC 338X5, PART NUMBER 3692802C1	
3	PAFZZ	5306-01-512-1586	338X5	30750R2	BOLT, FLANGE HEAD	4
					M16 - 2.0 X 40 MM	
4	PAFZZ	5306-01-512-1590	338X5	30753R2	BOLT, FLANGE HEAD	4
					M16 - 2.0 X 60 MM	
5	PAFZZ	2510-01-564-6956	338X5	3820596C1	SIDE MEMBER, LEFT	1
6	MFFZZ		338X5	3692802C1X152MM	INSERT, PVC VINYL, WITH WIRE	1
					MAKE FROM INSERT, PVC VINYL, CAGEC 338X5, PART NUMBER 3692802C1	
7	PAFZZ	5306-01-556-5551	338X5	31076R1	BOLT, FLANGE HEAD	18
					M16 - 2.0 X 80 MM	
8	PAFZZ	2510-01-556-6294	338X5	3673289C5L	CROSSMEMBER, MOUNT LH	1
9	PAFZZ	5310-01-556-5557	0Y3H3	0162320	NUT, PLAIN, HEXAGON	6
					M16 - 2.0	
10	PAFZZ	5306-01-512-1587	338X5	30752R2	BOLT, FLANGE HEAD	2
					M16 - 2.0 X 50 MM	
11	PAFZZ	2510-01-556-6391	338X5	3820240C4	CROSSMEMBER, FRONT	1
12	PAFZZ	2510-01-556-6295	338X5	3673290C5L	CROSSMEMBER, MOUNT RH	1
					END OF FIGURE	

FIELD MAINTENANCE
ENGINE CROSSMEMBER

Engine Crossmember - (CONTINUED)



B23P1500017

Figure 134. Engine Crossmember.

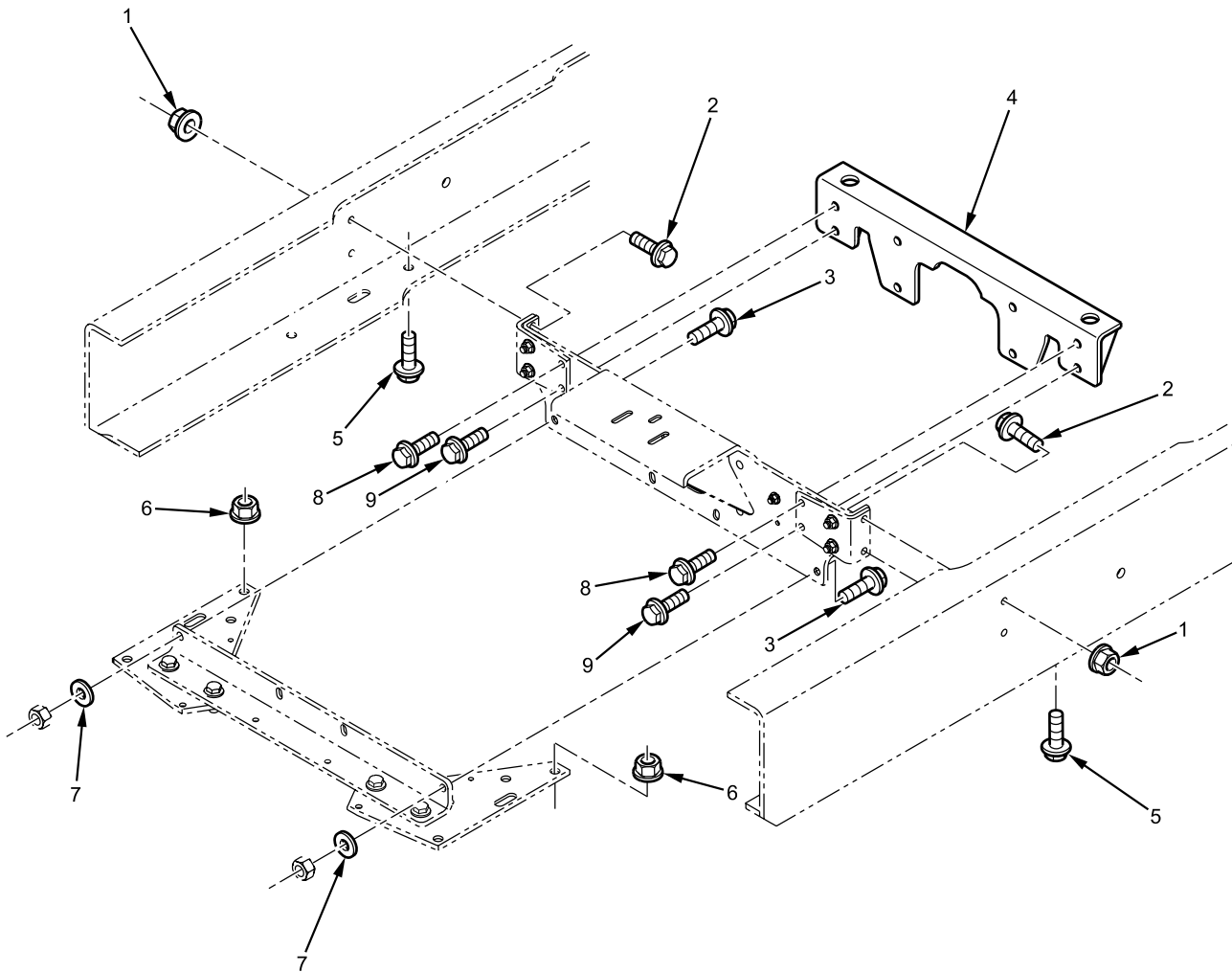
Engine Crossmember - (CONTINUED)

(1) ITEM NO.	(2) SMR CODE	(3) NSN	(4) CAGEC	(5) PART NUMBER	(6) DESCRIPTION AND USABLE ON CODE (UOC)	(7) QTY
					GROUP 1501 FRAME ASSEMBLY FIGURE Engine Crossmember. 134	
1	PAFZZ	5306-01-512-1583	338X5	30748R2	BOLT, FLANGE	4
					M12 - 1.75 X 50 MM	
2	PAFZZ	5365-01-556-6179	338X5	3573965C1	SHIM	4
3	PAFZZ	5340-01-555-4947	338X5	3538782C3	BRACKET, MOUNTING RIGHT	1
4	PAFZZ	2510-01-536-5501	338X5	1664732C4	CROSSMEMBER.....	1
5	PAFZZ	5306-01-512-1578	0Y3H3	0161895	BOLT, FLANGE HEAD	8
					M12 - 1.75 X 35 MM	
6	PAFZZ	5310-01-512-6136	0Y3H3	0162319	NUT, HEX FLANGE	12
					M12 - 1.75	
7	PAFZZ	5310-00-594-9379	0Y3H3	37376	NUT, FLANGE HEAD LOCK	6
					1/2 - 20 TPI	
8	PAFZZ	5306-01-250-0546	89346	414053C1	BOLT, HEX	6
					1/2 - 20 X 1-3/4 IN.	
9	PAFZZ	5340-01-555-4943	338X5	3538781C3	BRACKET, MOUNTING, LEFT	1
					END OF FIGURE	

FIELD MAINTENANCE

RADIATOR SUPPORT

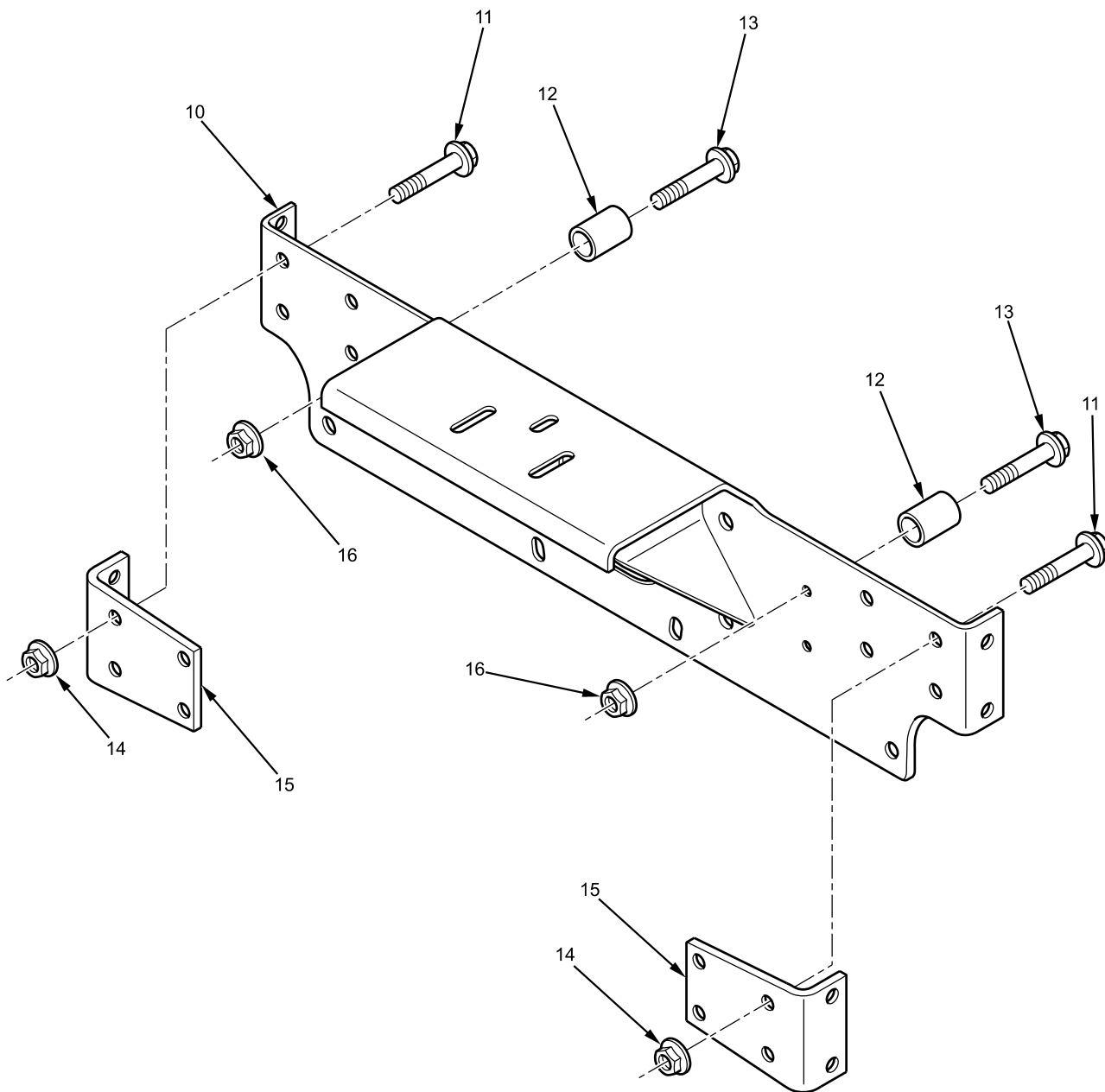
Radiator Support - (CONTINUED)



B23P1500013

Figure 135. Radiator Support (Sheet 1 of 3).

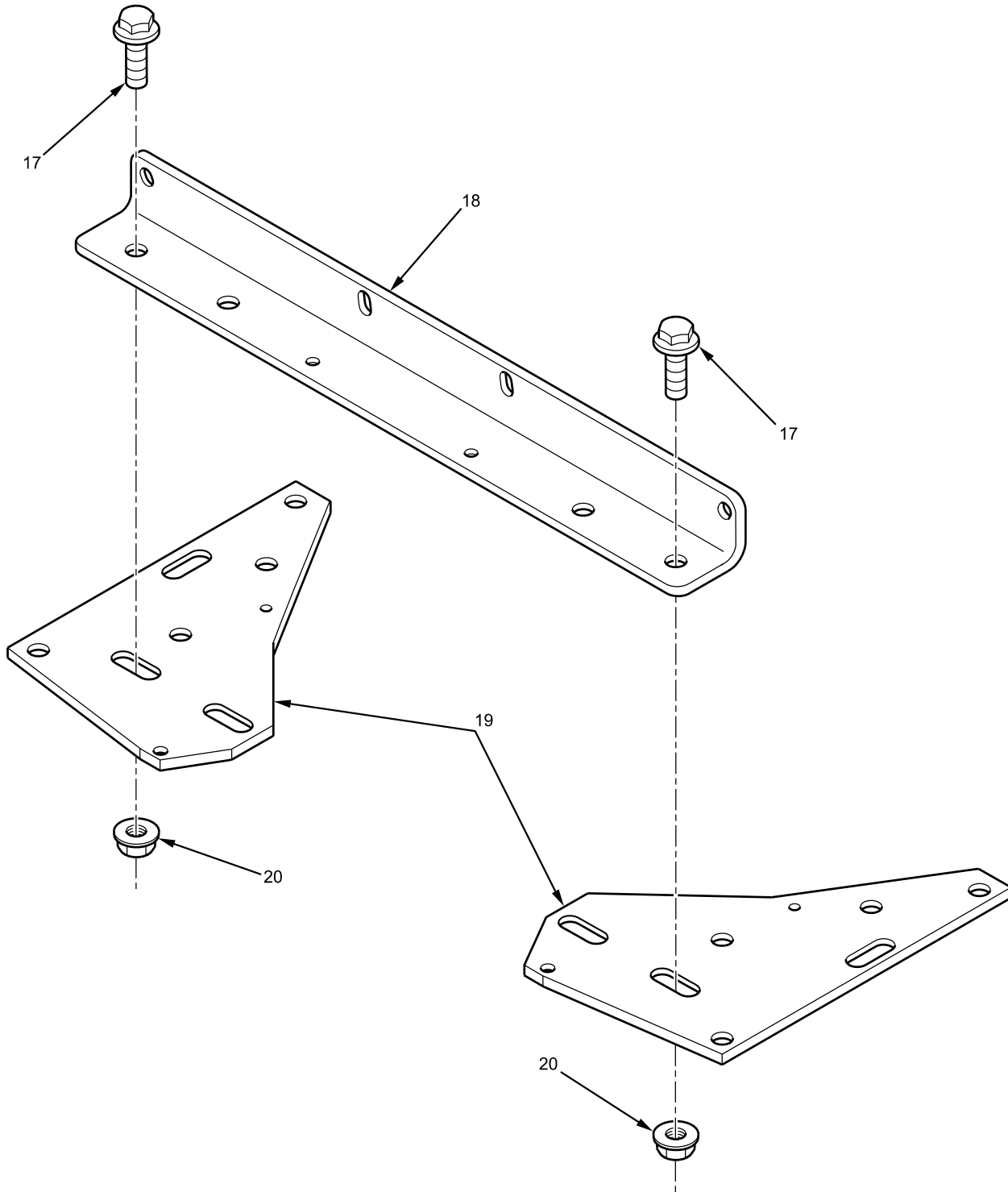
Radiator Support - (CONTINUED)



B23P1500041

Radiator Support - (CONTINUED)

Figure 135. Radiator Support (Sheet 2 of 3).



B23P1500042

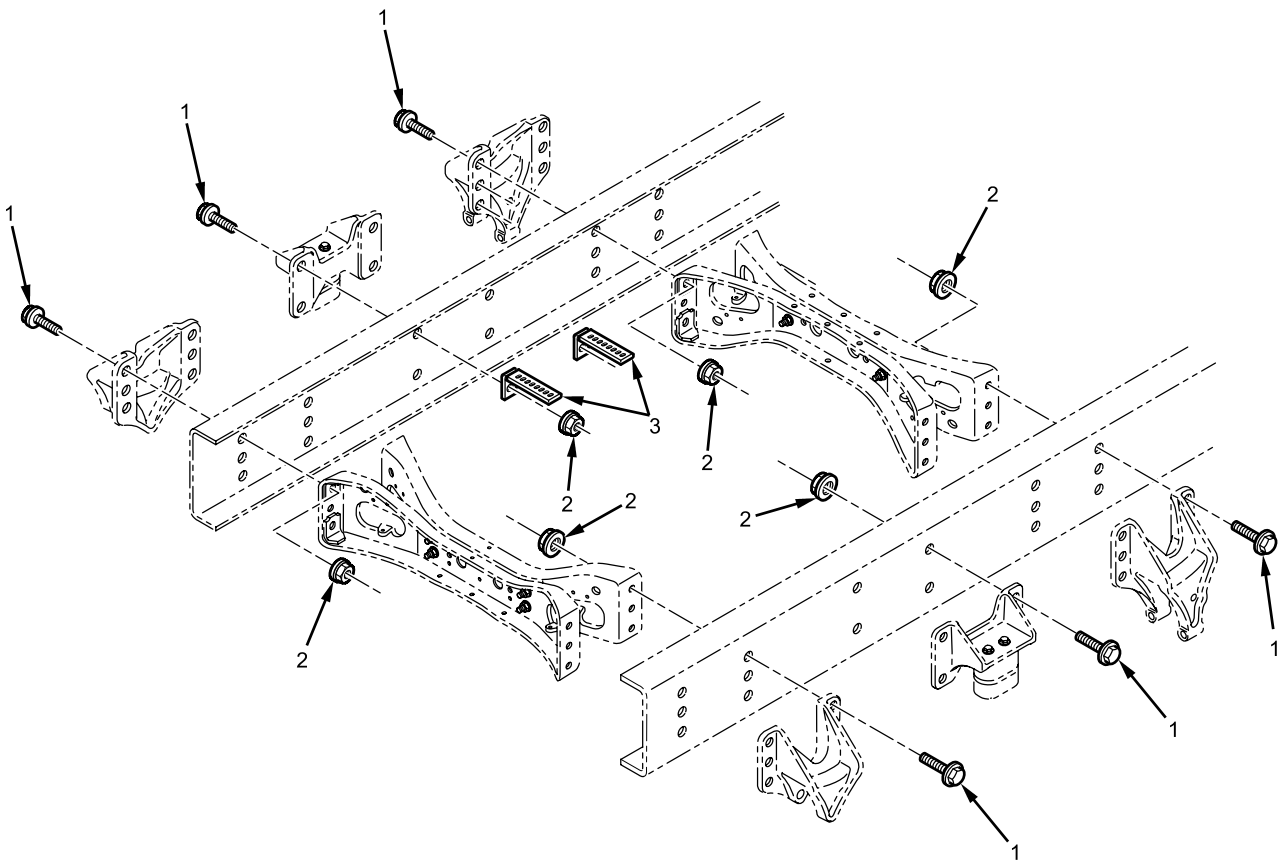
Figure 135. Radiator Support (Sheet 3 of 3).

Radiator Support - (CONTINUED)

(1) ITEM NO.	(2) SMR CODE	(3) NSN	(4) CAGEC	(5) PART NUMBER	(6) DESCRIPTION AND USABLE ON CODE (UOC)	(7) QTY
					GROUP 1501 FRAME ASSEMBLY FIGURE Radiator Support 135	
1	PAFZZ	5310-01-512-6136	0Y3H3	0162319	NUT, HEX FLANGE	4
2	PAFZZ	5306-01-512-1580	338X5	30747R2	M12 - 1.75 BOLT, FLANGE HEAD	4
3	PAFZZ	5306-01-512-1578	0Y3H3	0161895	M12 - 1.75 X 45 MM BOLT, FLANGE HEAD	4
4	PAFZZ	2510-01-588-8436	338X5	3864896C1	CROSSMEMBER, UPPER RADIATOR	1
5	PAFZZ	5306-01-512-1587	338X5	30752R2	BOLT, FLANGE HEAD	6
6	PAFZZ	5310-01-512-6137	338X5	30756R1	M16 - 2.0 X 50 MM NUT, HEX FLANGE	6
7	PAFZZ	5310-01-556-5377	0Y3H3	40255	M16 - 2.0 WASHER, FLAT	4
8	PAFZZ	5306-01-512-2121	338X5	3535858C1	1/2-IN. BOLT, FLANGE HEAD	6
9	PAFZZ	5306-01-556-6078	338X5	3554702C1	M12 - 1.75 X 40 MM BOLT	2
10	PAFZZ	2510-01-556-6265	338X5	3614868C3	M12 - 1.75 X 30 MM CROSSMEMBER, RADIATOR SUPPORT.....	1
11	PAFZZ	5306-01-512-1576	338X5	30744R2	BOLT, FLANGE HEAD	4
12	PAFZZ	5315-01-556-6264	338X5	3614750C1	M12 - 1.75 X 30 MM PIN, RADIATOR CROSS SUPPORT ...	2
13	PAFZZ	5306-01-556-5548	338X5	31062R1	BOLT, FLANGE HEAD	2
14	PAFZZ	5310-01-512-6136	0Y3H3	0162319	M10 - 1.5 X 60 MM NUT, HEX FLANGE	4
15	PAFZZ	5340-01-556-6253	338X5	3612448C1	M12 - 1.75 BRACKET, MOUNTING	2
16	PAFZZ	5310-01-512-6135	338X5	30754R1	NUT, PLAIN, HEX	2
17	PAFZZ	5306-01-512-1586	338X5	30750R2	M10 - 1.5 BOLT, FLANGE HEAD	4
18	PAFZZ	5340-01-555-4963	338X5	3612442C2	M16 - 2.0 X 40 MM CROSSMEMBER, LOWER RADIATOR.....	1
19	PAFZZ	2510-01-537-4202	338X5	3566354C3	BRACE, CORNER	2
20	PAFZZ	5310-01-512-6137	338X5	30756R1	NUT, HEX FLANGE	4
					M16 - 2.0 END OF FIGURE	

FIELD MAINTENANCE
REAR CROSSMEMBERS

Rear Crossmembers - (CONTINUED)



B23P1500023

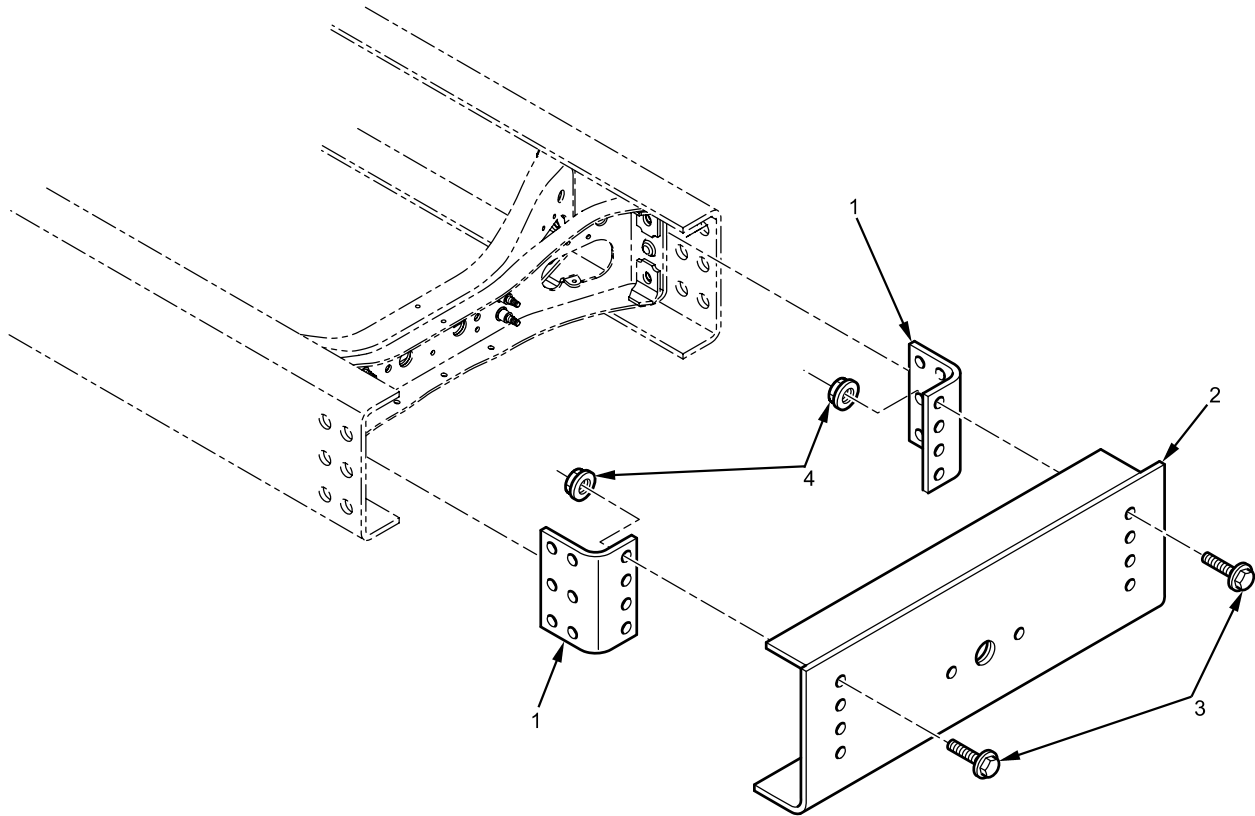
Figure 136. Rear Crossmembers.

Rear Crossmembers - (CONTINUED)

(1) ITEM NO.	(2) SMR CODE	(3) NSN	(4) CAGEC	(5) PART NUMBER	(6) DESCRIPTION AND USABLE ON CODE (UOC)	(7) QTY
					GROUP 1501 FRAME ASSEMBLY FIGURE Rear Crossmembers. 136	
1	PAFZZ	2510-01-556-4564	338X5	1660093C3	CROSSMEMBER, REINFORCEMENT	4
2	PAFZZ	5306-01-193-0868	89346	414052C1	BOLT, FLANGE HEAD	8
					1/2 - 20 X 1-1/2 IN.	
3	PAFZZ	5310-00-594-9379	0Y3H3	37376	NUT, FLANGE LOCK	8
					1/2 - 20 TPI.	
					END OF FIGURE	

FIELD MAINTENANCE
REAR FRAME CROSSMEMBER

Rear Frame Crossmember - (CONTINUED)



B23P1500254

Figure 137. Rear Frame Crossmember.

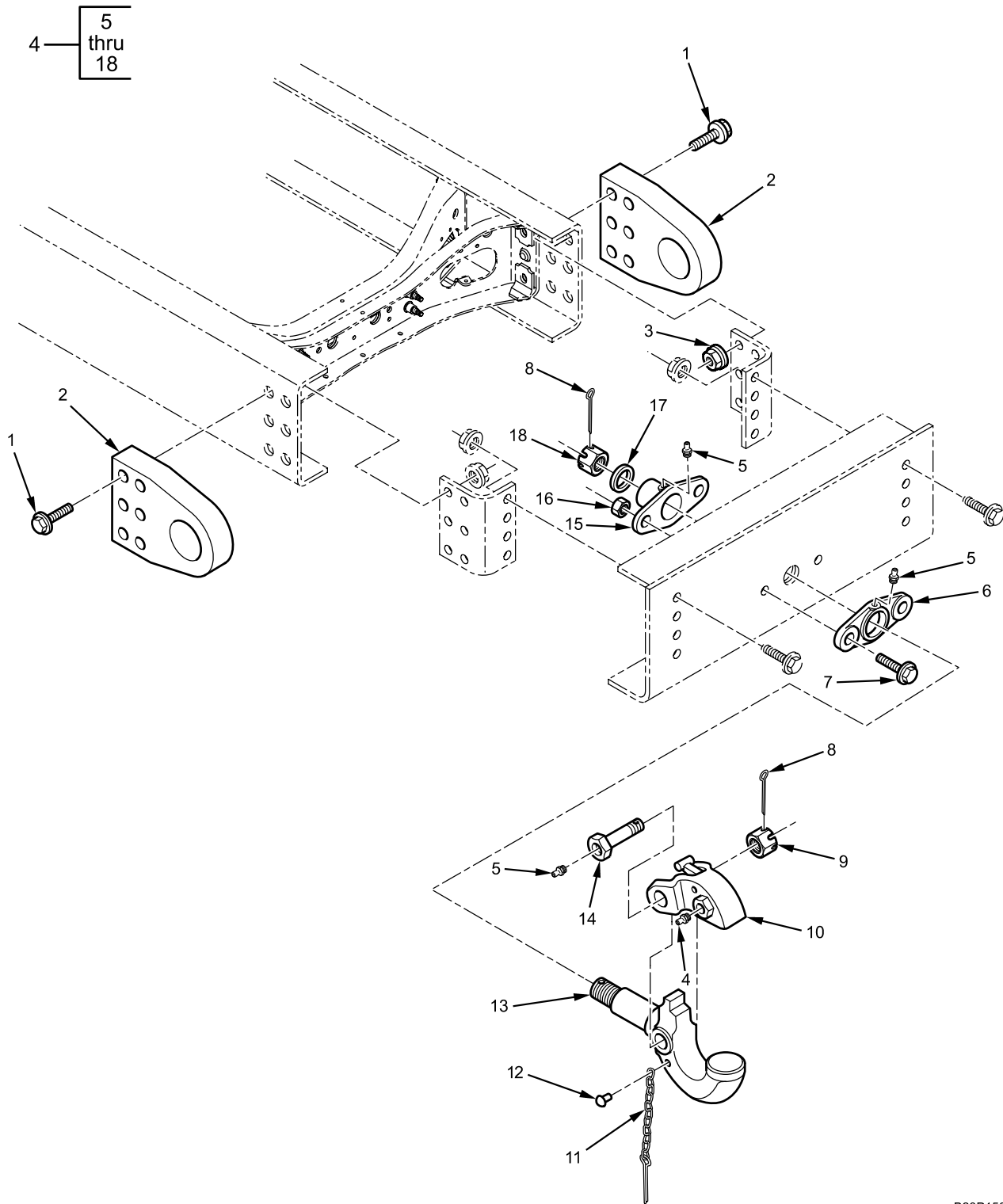
Rear Frame Crossmember - (CONTINUED)

(1) ITEM NO.	(2) SMR CODE	(3) NSN	(4) CAGEC	(5) PART NUMBER	(6) DESCRIPTION AND USABLE ON CODE (UOC)	(7) QTY
					GROUP 1501 FRAME ASSEMBLY FIGURE 137 Rear Frame Crossmember.	
1	PAFZZ	2510-01-556-6283	338X5	3671071C3	FRAME SECTION, STRUCTURAL, VEHICULAR	2
2	PAFZZ	2590-01-556-4758	338X5	3819588C4	CROSSMEMBER, FRAME, REAR	1
3	PAFZZ	5306-01-556-5559	338X5	31087R1	BOLT, FLANGE	8
4	PAFZZ	5310-01-556-5562	338X5	31094R1	M20 - 2.5 X 60 MM NUT, HEX.....	8
					M20 - 2.5 END OF FIGURE	

FIELD MAINTENANCE

REAR TOW KIT

Rear Tow Kit - (CONTINUED)



B23P1500033

Figure 138. Rear Tow Kit.

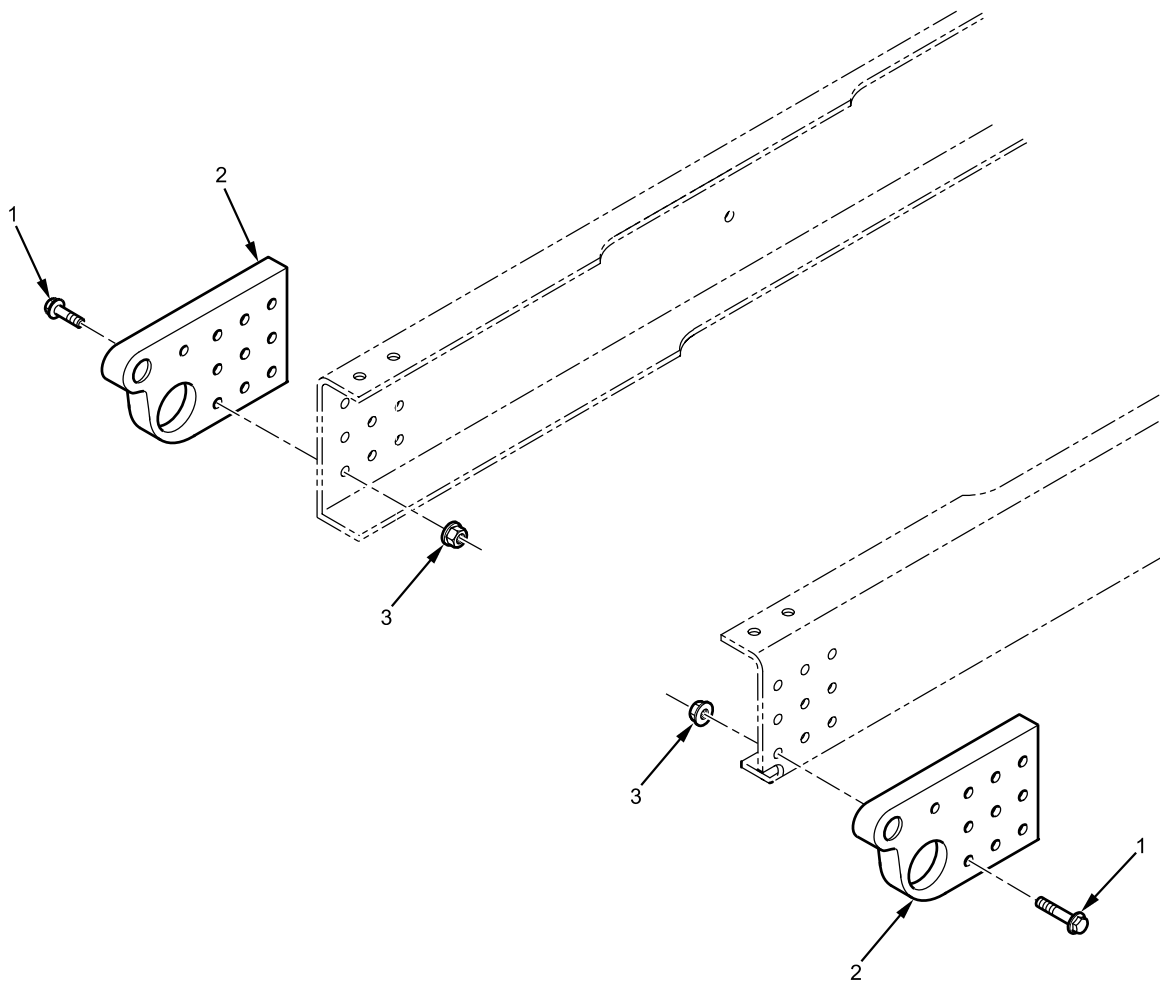
Rear Tow Kit - (CONTINUED)

(1) ITEM NO.	(2) SMR CODE	(3) NSN	(4) CAGEC	(5) PART NUMBER	(6) DESCRIPTION AND USABLE ON CODE (UOC)	(7) QTY
					GROUP 1503 PINTLES AND TOWING ATTACHMENTS FIGURE Rear Tow Kit. 138	
1	PAFZZ	5306-01-556-5561	338X5	31090R1	BOLT, FLANGE M20 - 2.5 X 100 MM	12
2	PAFZZ	2540-01-556-4719	338X5	3818791C4	HOOK, TOW	2
3	PAFZZ	5310-01-556-5562	338X5	31094R1	NUT, HEX..... M20 - 2.5	12
4	PAFFF	2540-01-337-3725	74410	PH-760M-A-6	HOOK, PINTLE ASSEMBLY	1
5	PAFZZ	4730-00-050-4203	81343	AS515001-1	. FITTING, LUBRICATION	4
6	PAFZZ	2540-00-772-2048	74410	XA763-A	. BRACKET, OUTER	1
7	PAFZZ	5305-01-337-4796	74410	XB-772	. BOLT, HEX	2
8	PAFZZ	5315-00-846-0126	80205	MS24665-628	. PIN, COTTER	2
9	PAFZZ	5310-01-575-3866	74410	XB-10089	. NUT, PINTLE HOOK.....	1
10	PAFZZ	2540-01-151-5703	338X5	XA-05961	. LATCH, PINTLE HOOK.....	1
11	PAFZZ	4010-01-293-1710	74410	XA-199-6	. CHAIN ASSEMBLY, SINGLE LEG.....	1
12	PAFZZ	5305-00-486-5292	74410	XB-128	. SCREW.....	1
13	PAFZZ	2040-01-575-3908	74410	XA-761	. PINTLE HOOK, SHAFT	1
14	PAFZZ	5306-01-579-8197	74410	XA-08636	. BOLT, HEX WITH LUBRICATION FITTING.....	1
15	PAFZZ	2540-01-337-9005	74410	XA-763	. BRACKET, PINTLE	1
16	PAFZZ	5310-01-150-8599	74410	XB-769	. NUT, SELF-LOCKING	2
17	PAFZZ	5310-01-336-6745	74410	XA-768	. WASHER, FLAT	1
18	PAFZZ	5310-01-336-6681	74410	XB-771-1	. NUT, PLAIN, CASTELLATED..... END OF FIGURE	1

FIELD MAINTENANCE

FRONT TOWING EYE

Front Towing Eye - (CONTINUED)



B23P1500259

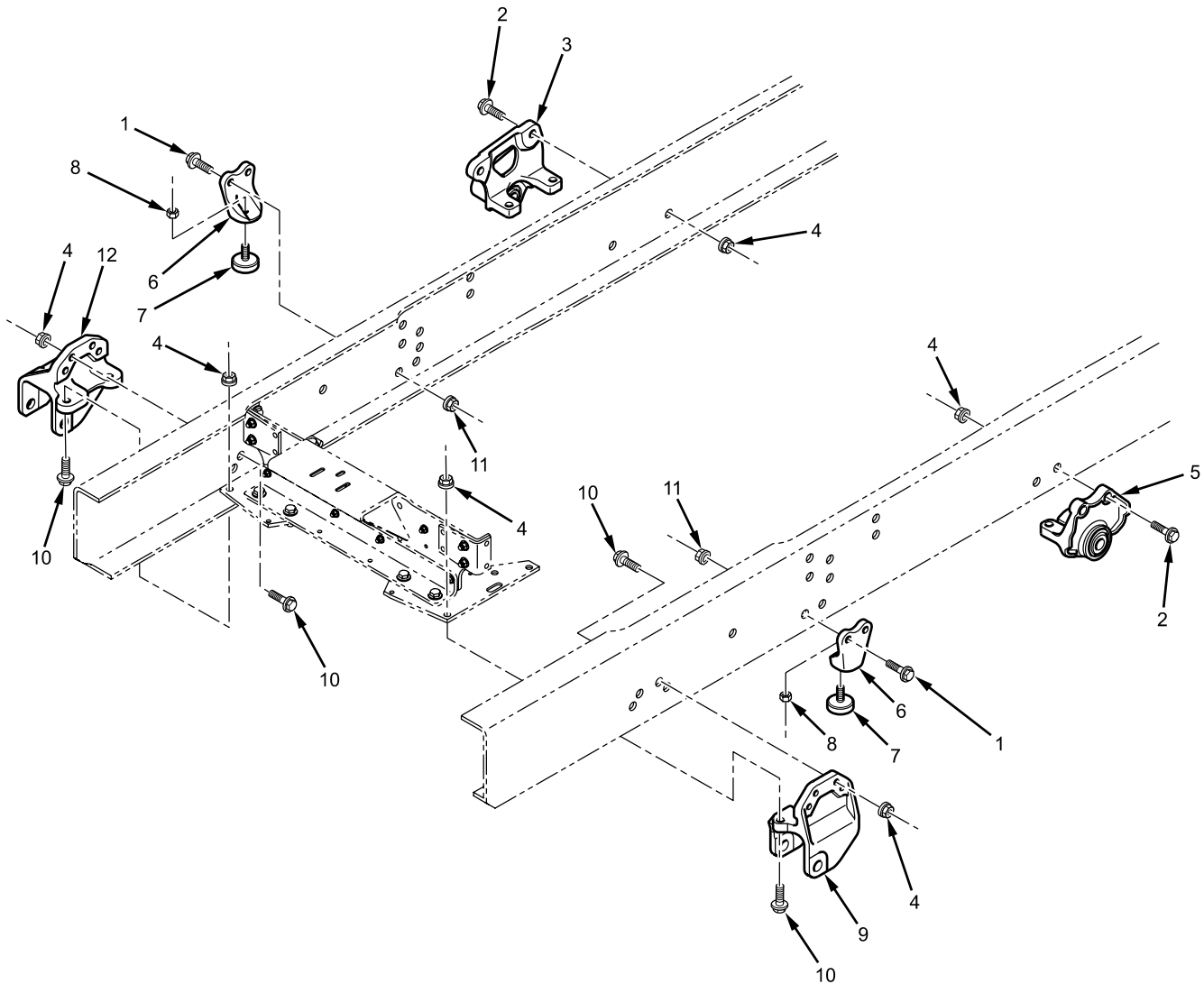
Figure 139. Front Towing Eye.

Front Towing Eye - (CONTINUED)

(1) ITEM NO.	(2) SMR CODE	(3) NSN	(4) CAGEC	(5) PART NUMBER	(6) DESCRIPTION AND USABLE ON CODE (UOC)	(7) QTY
					GROUP 1503 PINTLES AND TOWING ATTACHMENTS FIGURE Front Towing Eye. 139	
1	PAFZZ	5306-01-556-5551	338X5	31076R1	BOLT, FLANGE HEAD	18
					M16 - 2.0 X 80 MM	
2	PAFZZ	2540-01-556-6296	338X5	3673291C5L	EYE, TOW.....	2
3	PAFZZ	5310-01-512-6137	338X5	30756R1	NUT, HEX.....	18
					M16 - 2.0 END OF FIGURE	

FIELD MAINTENANCE
FRONT SUSPENSION MOUNTING

Front Suspension Mounting - (CONTINUED)



B23P1600258

Figure 140. Front Suspension Mounting.

Front Suspension Mounting - (CONTINUED)

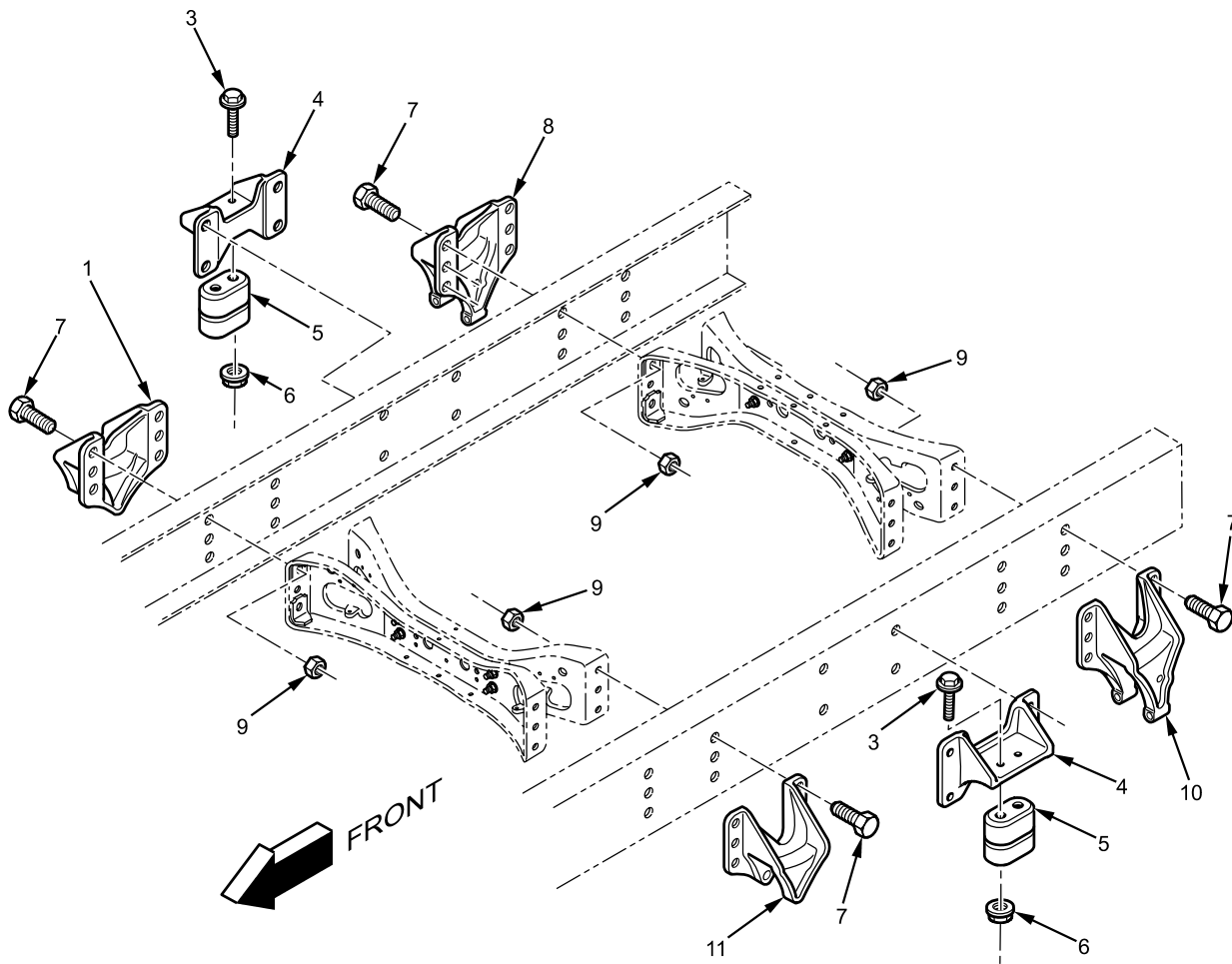
(1) ITEM NO.	(2) SMR CODE	(3) NSN	(4) CAGEC	(5) PART NUMBER	(6) DESCRIPTION AND USABLE ON CODE (UOC)	(7) QTY
					GROUP 1601 SPRINGS FIGURE Front Suspension Mounting. 140	
1	PAFZZ	5306-01-512-1590	338X5	30753R2	BOLT, FLANGE HEAD	8
					M16 - 2.0 X 60 MM	
2	PAFZZ	5306-01-564-6970	338X5	414081C1	BOLT, FLANGE	8
					5/8 - 18 X 2-3/4 IN.	
3	PAFZZ	5340-01-555-4951	338X5	3543964C91	BRACKET, MOUNTING REAR RIGHT	1
4	PAFZZ	5310-01-186-4361	338X5	414089C1	NUT, FLANGE LOCK	16
					5/8 - 18 TPI.	
5	PAFZZ	5340-01-555-4949	338X5	3541836C91	BRACKET, MOUNTING REAR LEFT ..	1
6	PAFZZ	5340-01-556-6368	338X5	3820011C1	STOP, FRONT AXLE	2
7	PAFZZ	2540-01-556-4557	338X5	1656697C1	BUMPER, FRONT SPRING.....	2
8	PAFZZ	5310-01-194-8489	29510	9412230	NUT, HEX LOCK	2
					1/2 - 13 TPI.	
9	PAFZZ	5340-01-555-4945	338X5	3541823C1	BRACKET, MOUNTING FRONT LEFT	1
10	PAFZZ	5306-01-579-3231	338X5	414080C1	BOLT, FLANGE HEAD	8
					5/8 - 18 X 2-1/2 IN.	
11	PAFZZ	5310-01-512-6137	338X5	30756R1	NUT, HEX FLANGE	8
					M16 - 2.0	
12	PAFZZ	5340-01-555-4948	338X5	3541829C1	BRACKET, MOUNTING FRONT RIGHT.....	1
					END OF FIGURE	

FIELD MAINTENANCE
REAR SUSPENSION MOUNTING

Rear Suspension Mounting - (CONTINUED)

2 —

3
thru
6



B23P1600257

Figure 141. Rear Suspension Mounting.

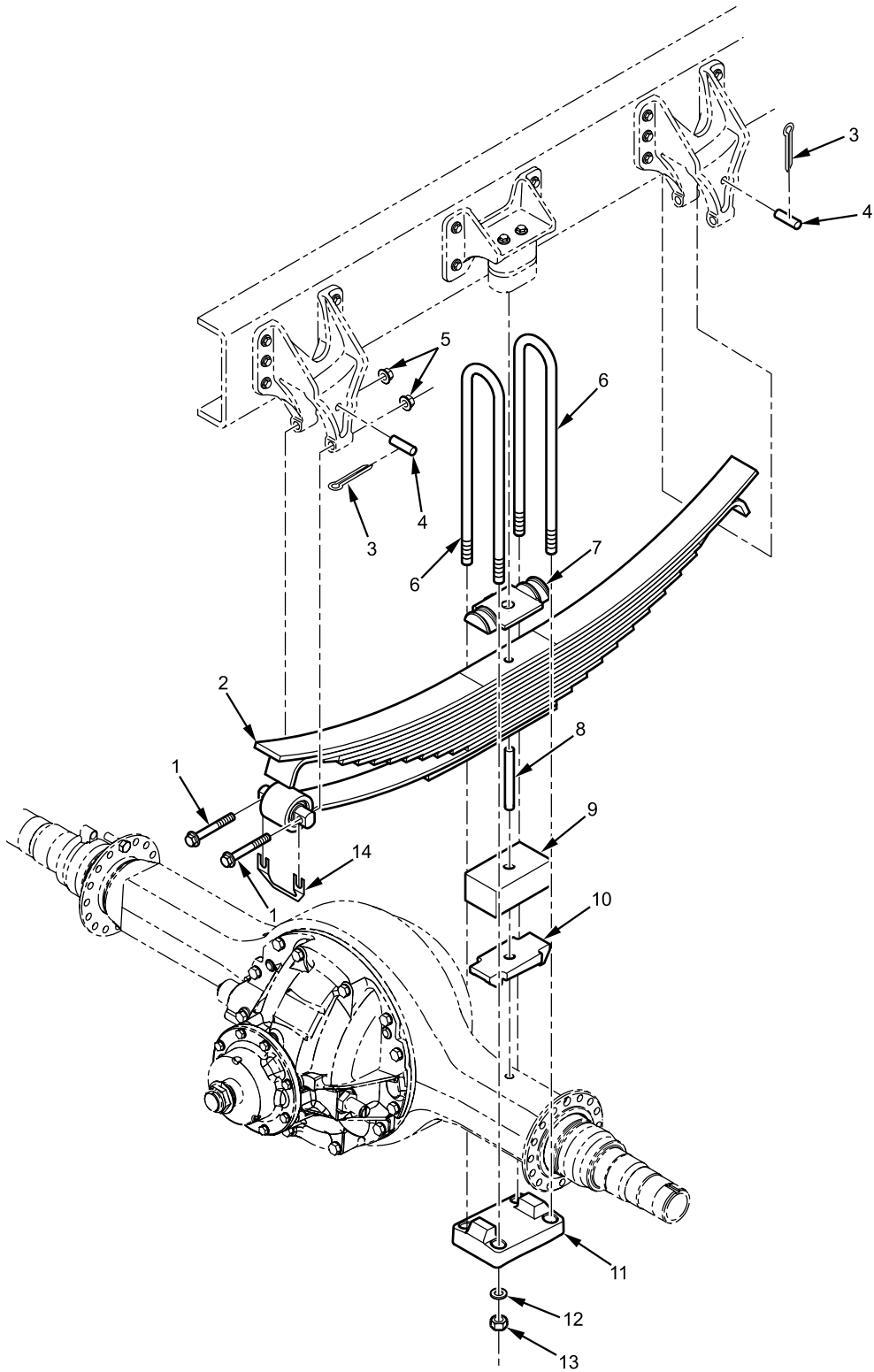
Rear Suspension Mounting - (CONTINUED)

(1) ITEM NO.	(2) SMR CODE	(3) NSN	(4) CAGEC	(5) PART NUMBER	(6) DESCRIPTION AND USABLE ON CODE (UOC)	(7) QTY
					GROUP 1601 SPRINGS FIGURE Rear Suspension Mounting. 141	
1	PAFZZ	5340-01-556-6019	338X5	3548740C1	BRACKET, MOUNTING FRONT RIGHT.....	1
2	PAFZZ	5306-01-579-3231	338X5	414080C1	BOLT	32
					5/8 - 18 X 2-1/2 IN.	
3	PAFFF	5360-01-556-6067	338X5	3554212C93	SPRING, AUXILIARY.....	2
4	PAFZZ	5306-01-512-1580	338X5	30747R2	BOLT, FLANGE HEAD	4
					M12 - 1.75 X 45MM	
5	PAFZZ	5340-01-556-6080	338X5	3555020C2	BRACKET, MOUNTING.....	2
6	PCFZZ	2510-01-556-6068	U3935	SD863650	SPRING, RUBBER, AUXILIARY.....	2
7	PAFZZ	5310-01-512-6142	338X5	31084R1	NUT, HEX FLANGE	4
					M12 - 1.75	
8	PAFZZ	2590-01-556-6021	338X5	3548742C1	BRACKET, MOUNTING REAR RIGHT	1
9	PAFZZ	5310-01-186-4361	338X5	414089C1	NUT, HEX.....	32
					5/8 - 18 TPI.	
10	PAFZZ	2590-01-556-6020	338X5	3548741C1	BRACKET, MOUNTING REAR LEFT ..	1
11	PAFZZ	5340-01-556-6018	338X5	3548739C1	BRACKET, MOUNTING FRONT LEFT	1
12	PAFZZ	5340-01-556-5245	338X5	2034206C1	CLIP, EXTENSION.....	2
					END OF FIGURE	

FIELD MAINTENANCE

REAR SUSPENSION

Rear Suspension - (CONTINUED)



B23P1600039

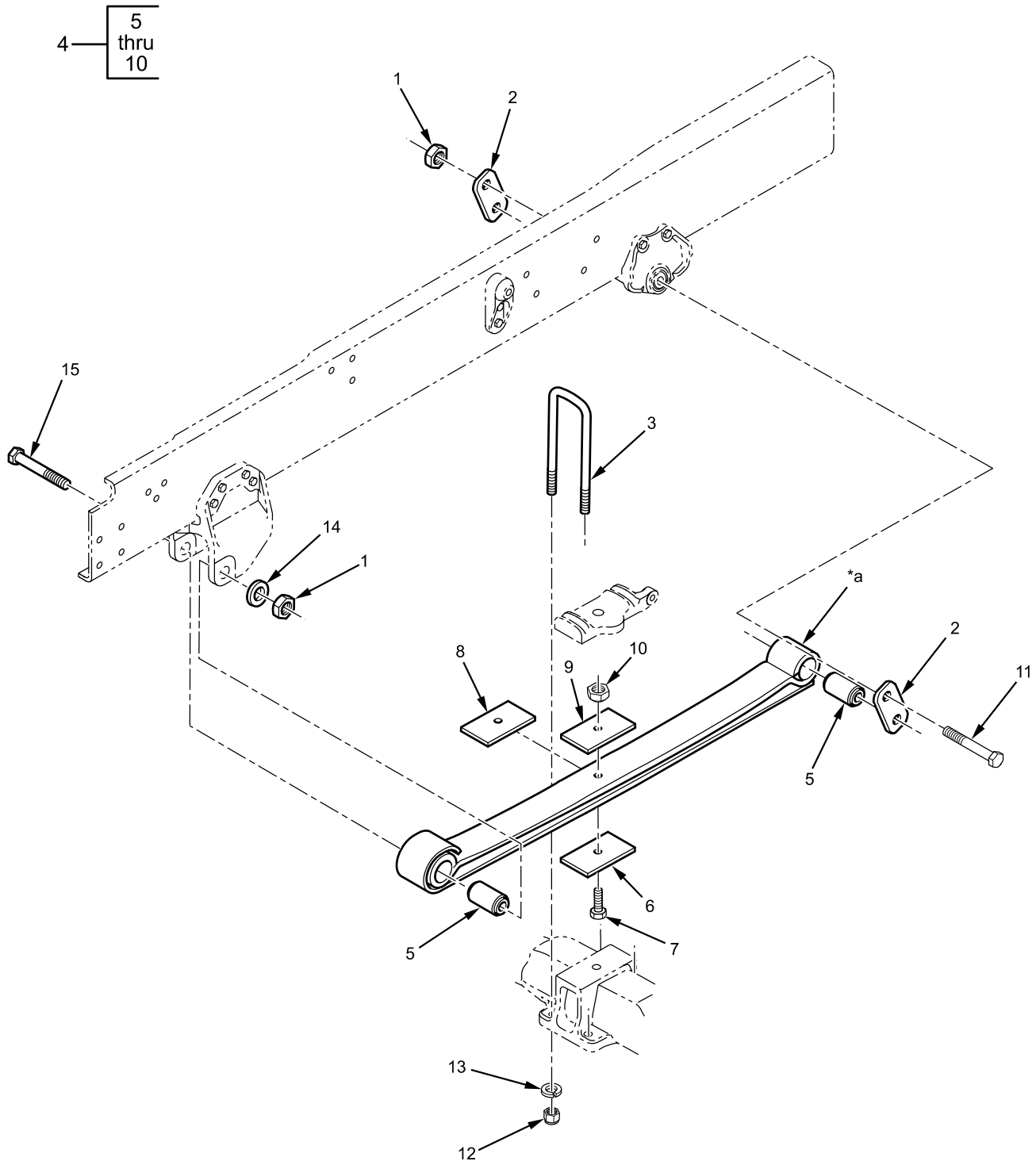
Figure 142. Rear Suspension.

Rear Suspension - (CONTINUED)

(1) ITEM NO.	(2) SMR CODE	(3) NSN	(4) CAGEC	(5) PART NUMBER	(6) DESCRIPTION AND USABLE ON CODE (UOC)	(7) QTY
					GROUP 1601 SPRINGS FIGURE Rear Suspension. 142	
1	PAFZZ	5306-01-512-1663	338X5	31078R1	BOLT, FLANGE HEAD	4
					M16 - 2.0 X 120 MM	
2	PAFZZ	2510-01-564-0003	338X5	3534538C91	ALIGNMENT CLIP, LEAF SPRING	2
3	PAFZZ	5315-01-513-0967	0Y3H3	65082	PIN, COTTER	4
4	PAFZZ	5315-01-513-4464	338X5	206258R3	PIN, REBOUND	4
5	PAFZZ	5310-01-512-6137	338X5	30756R1	NUT, HEX FLANGE	4
					M16 - 2.0	
6	PAFZZ	5306-01-556-6175	338X5	3572783C1	BOLT, U	4
					7/8 - 14 TPI.	
7	PAFZZ	2590-01-556-5964	338X5	3541539C3	SEAT, U-BOLT	2
8	PAFZZ	5315-01-556-7116	338X5	40265R1	PIN, HARDENED DOWEL	2
9	PAFZZ	5365-01-556-6600	338X5	501923C1	SPACER, RR SPRING	2
10	PAFZZ	2590-01-556-6582	338X5	473396C2	SEAT, U-BOLT, LEFT	1
10	PAFZZ	2590-01-556-6583	338X5	473397C2	SEAT, U-BOLT, RIGHT	1
11	PAFZZ	2510-01-556-4530	338X5	1648598C1	PLATE, U-BOLT, RR	2
12	PAFZZ	5310-01-556-5374	0Y3H3	33673	WASHER, LOCK	8
					7/8-IN.	
13	PAFZZ	5310-01-512-6121	338X5	144425H	NUT, LOCK TYPE	8
					7/8 - 14 TPI.	
14	PAFZZ	5365-01-556-6591	338X5	488916C1	SHIM, AXLE ALIGN .056	2
14	PAFZZ	5365-01-556-6592	338X5	488917C1	SHIM, AXLE ALIGN .030	2
14	PAFZZ	5365-01-556-6725	338X5	590752C1	SHIM, AXLE ALIGN .119	2
14	PAFZZ	5365-01-513-4349	338X5	1516023C1	SHIM, AXLE ALIGN .010	2
					END OF FIGURE	

FIELD MAINTENANCE
FRONT AXLE - SUSPENSION

Front Axle - Suspension - (CONTINUED)



*a Part of item 4

B23P1600007

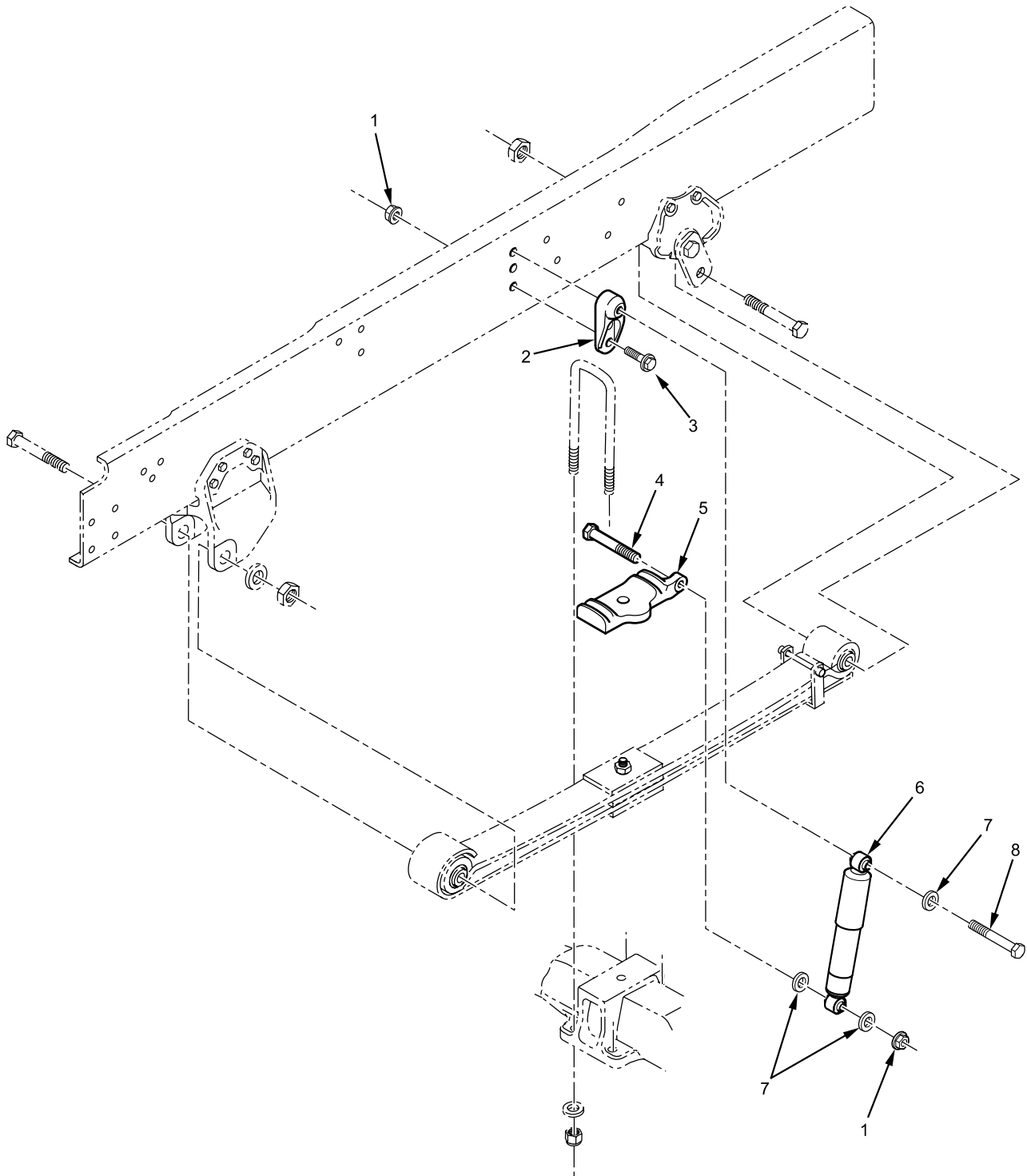
Figure 143. Front Axle - Suspension.

Front Axle - Suspension - (CONTINUED)

(1) ITEM NO.	(2) SMR CODE	(3) NSN	(4) CAGEC	(5) PART NUMBER	(6) DESCRIPTION AND USABLE ON CODE (UOC)	(7) QTY
					GROUP 1601 SPRINGS FIGURE Front Axle - Suspension. 143	
1	PAFZZ	5310-01-556-6829	0Y3H3	37010	NUT, LOCK	6
					1 - 8 TPI.	
2	PAFZZ	2510-01-556-5914	338X5	3533231C1	SHACKLE	4
3	PAFZZ	5306-01-555-4973	338X5	3819284C1	BOLT, U, LH	2
					7/8 - 14 X 13 IN.	
3	PAFZZ	5306-01-555-4975	338X5	3819285C1	BOLT, U, RH.....	2
					7/8 - 14 X 15 IN.	
4	PAFZZ	2510-01-564-0005	338X5	3540221C91	SPRING ASSEMBLY	1
5	XAFZZ		0J898	82033	. BUSHING, SLEEVE	2
6	XAFZZ		0J898	37674-32	. INSULATOR, SPRING	1
					3.75 X 0.108 X 7.5 CM	
7	XAFZZ		0J898	18221	. BOLT, MACHINE	1
8	XAFZZ		0J898	37674-103	. INSULATOR, SPRING	1
					3.88 X 0.052 X 7.38 CM	
9	XAFZZ		0J898	51191-31	. SPACER, SLEEVE.....	1
10	XAFZZ		0J898	37774	. NUT, PLAIN, CASTELLATED.....	1
11	PAFZZ	5305-01-199-4353	338X5	26632R1	SCREW, CAP, HEXAGON	4
					1 - 8 X 6-1/2 IN.	
12	PAFZZ	5310-01-512-6121	338X5	144425H	NUT, LOCK TYPE	8
					7/8 - 14 TPI.	
13	PAFZZ	5310-01-556-5374	0Y3H3	33673	WASHER, LOCK.....	8
					7/8-IN.	
14	PAFZZ	5310-01-346-9430	0Y3H3	33635	WASHER, HARDENED	2
					1-IN.	
15	PAFZZ	5306-01-556-5397	0Y3H3	14477	BOLT, MACHINE	2
					1 - 8 X 7 IN.	
					END OF FIGURE	

FIELD MAINTENANCE
FRONT SHOCK ABSORBERS

Front Shock Absorbers - (CONTINUED)



B23P1600249

Figure 144. Front Shock Absorbers.

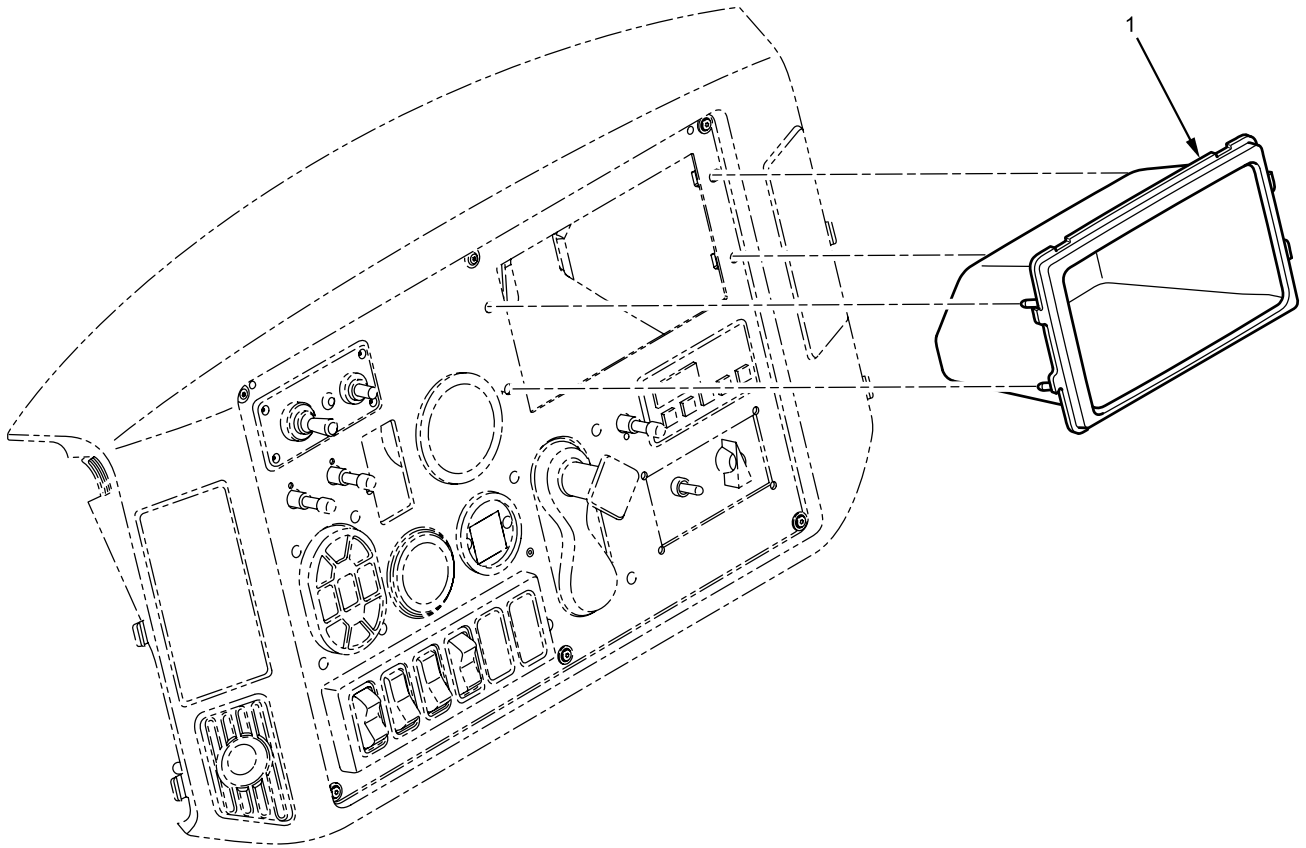
Front Shock Absorbers - (CONTINUED)

(1) ITEM NO.	(2) SMR CODE	(3) NSN	(4) CAGEC	(5) PART NUMBER	(6) DESCRIPTION AND USABLE ON CODE (UOC)	(7) QTY
					GROUP 1604 SHOCK ABSORBER EQUIPMENT FIGURE Front Shock Absorbers. 144	
1	PAFZZ	5310-01-512-6137	338X5	30756R1	NUT, HEX FLANGE	6
					M16 - 2.0	
2	PAFZZ	5340-01-556-5965	338X5	3541648C2	BRACKET, FRONT SHOCK MOUNTING	2
3	PAFZZ	5306-01-512-1590	338X5	30753R2	BOLT, FLANGE HEAD	2
					M16 - 2.0 X 60 MM	
4	PAFZZ	5306-01-512-1663	338X5	31078R1	BOLT, FLANGE HEAD	2
					M16 - 2.0 X 120 MM	
5	PAFZZ	5306-01-556-6059	338X5	3553635C1	SEAT, U BOLT FRONT	2
6	PAFZZ	2510-01-555-4982	338X5	3821026C1	SHOCK ABSORBER	2
7	PAFZZ	5310-01-556-6715	338X5	578075C1	WASHER, FLAT	6
					5/8-IN.	
8	PAFZZ	5306-01-556-5512	0Y3H3	40764	BOLT, MACHINE	2
					M16 - 2.0 X 80 MM	
					END OF FIGURE	

FIELD MAINTENANCE

STORAGE BIN BOX

Storage Bin Box - (CONTINUED)



B23P180100268

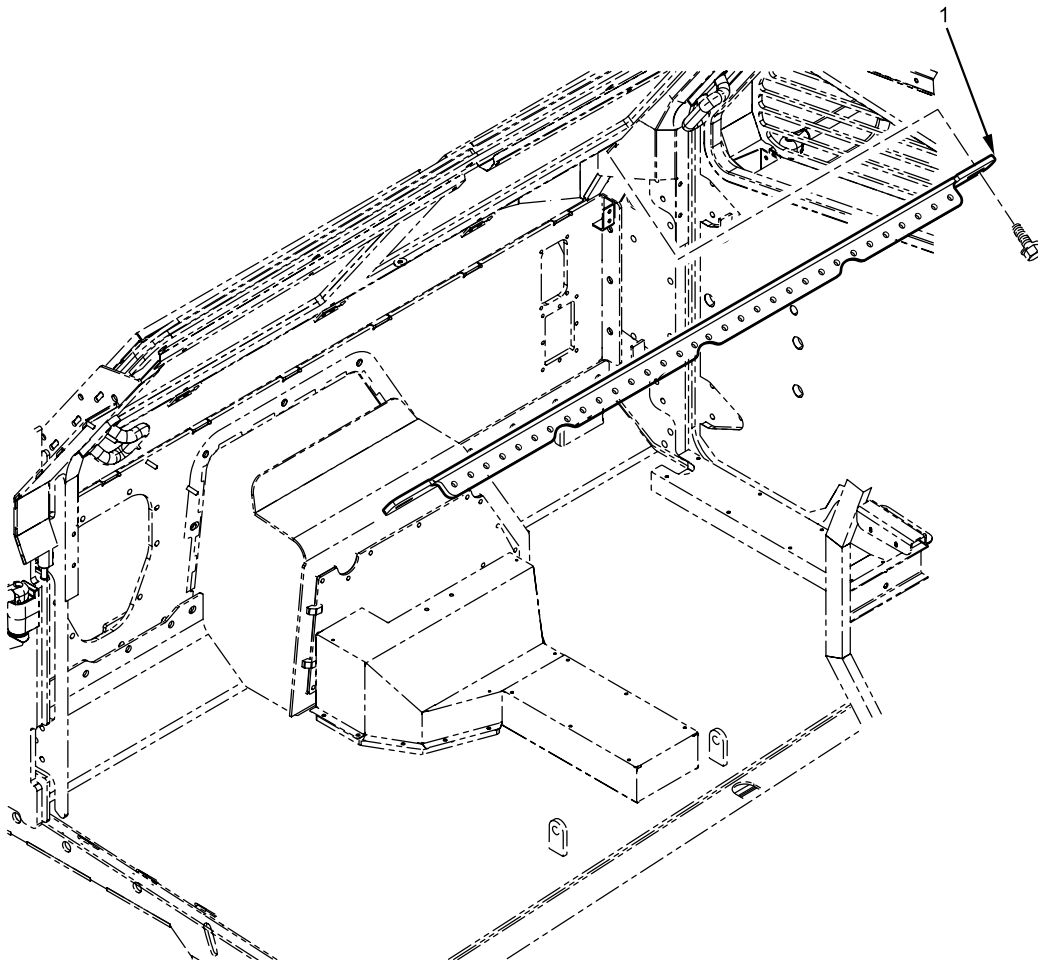
Figure 145. Storage Bin Box.

Storage Bin Box - (CONTINUED)

(1) ITEM NO.	(2) SMR CODE	(3) NSN	(4) CAGEC	(5) PART NUMBER	(6) DESCRIPTION AND USABLE ON CODE (UOC)	(7) QTY
					GROUP 1801 BODY, CAB, HOOD, AND HULL ASSEMBLIES	
					FIGURE Storage Bin Box. 145	
1	PAFZZ	2510-01-558-9360	338X5	3534056C2	BOX, STORAGE BIN END OF FIGURE	1

FIELD MAINTENANCE
CROSS VEHICLE EQUIPMENT BRACKET

Cross Vehicle Equipment Bracket - (CONTINUED)



B23P180100264

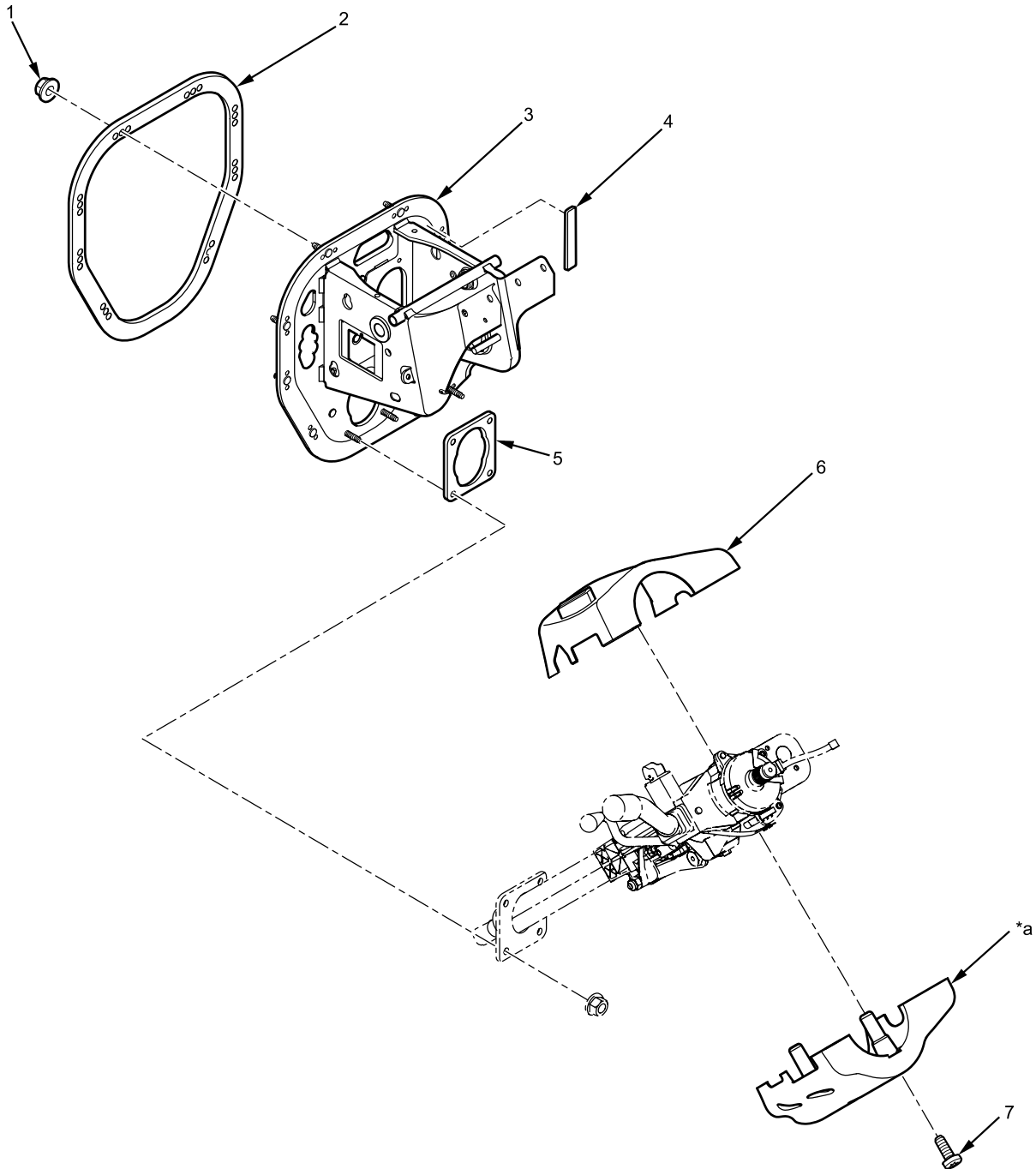
Figure 146. Cross Vehicle Equipment Bracket.

Cross Vehicle Equipment Bracket - (CONTINUED)

(1) ITEM NO.	(2) SMR CODE	(3) NSN	(4) CAGEC	(5) PART NUMBER	(6) DESCRIPTION AND USABLE ON CODE (UOC)	(7) QTY
					GROUP 1801 BODY, CAB, HOOD, AND HULL	
					FIGURE Cross Vehicle Equipment 146 Bracket.	
1	PAFZZ	2590-01-571-9626	338X5	3822317C1L	BRACKET, CROSS VEHICLE EQUIPMENT	1
					END OF FIGURE	

FIELD MAINTENANCE
STEERING COLUMN BASE AND STEERING COLUMN COVERS

Steering Column Base and Steering Column Covers - (CONTINUED)



*a Part of Item 6

B23P180100270

Figure 147. Steering Column Base and Steering Column Covers.

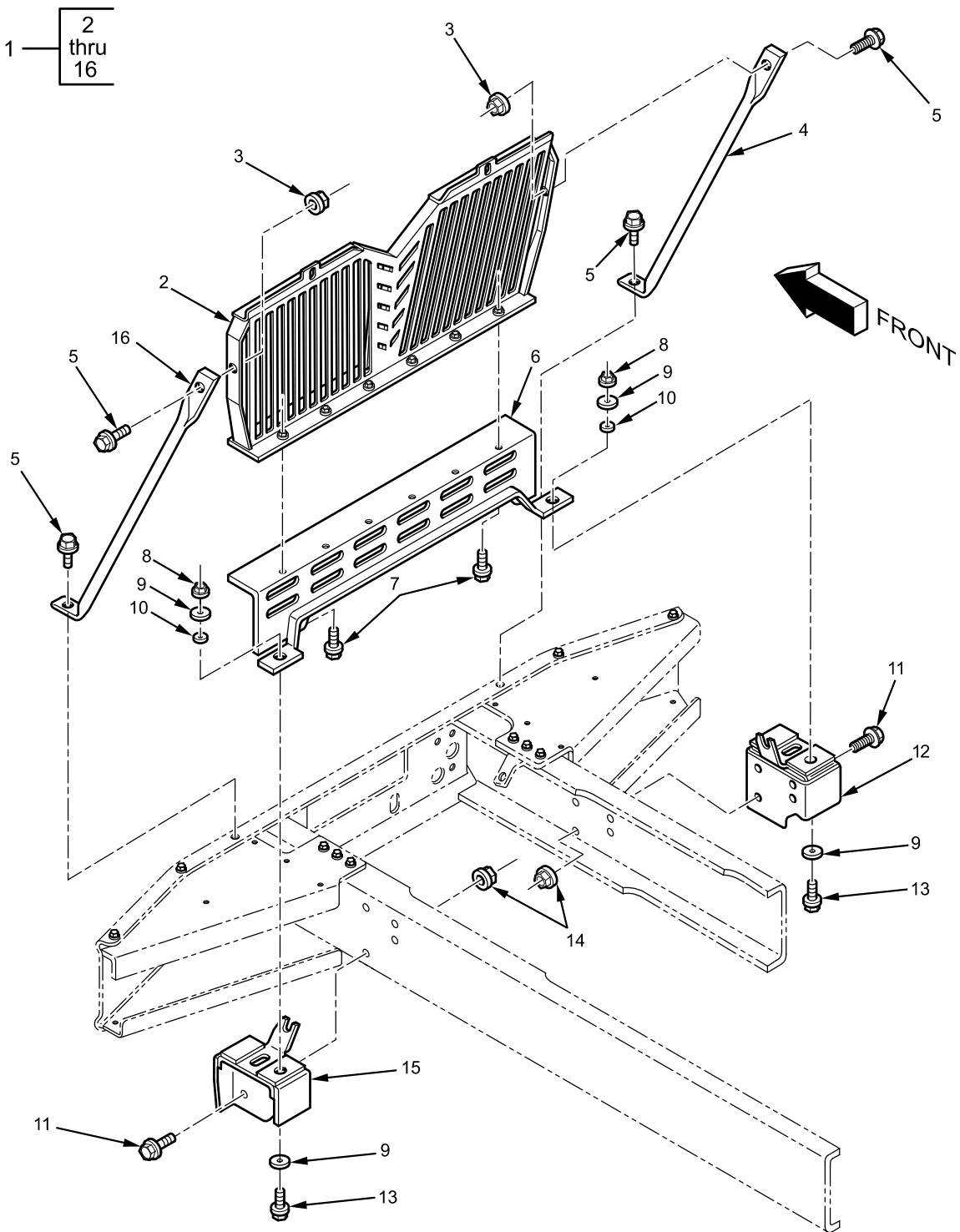
Steering Column Base and Steering Column Covers - (CONTINUED)

(1) ITEM NO.	(2) SMR CODE	(3) NSN	(4) CAGEC	(5) PART NUMBER	(6) DESCRIPTION AND USABLE ON CODE (UOC)	(7) QTY
					GROUP 1801 BODY, CAB, HOOD, AND HULL ASSEMBLIES	
					FIGURE 147 Steering Column Base and Steering Column Covers.	
1	PAFZZ	5310-01-512-6146	338X5	3535162C1	NUT, PLAIN, HEXAGON.....	8
					PREVAILING TORQUE, M8 - 1.25	
2	PCFZZ	5330-01-556-5275	06853	5002317	GASKET, DRIVER CONTROL MODULE (DCM).....	1
3	PAFZZ	2530-01-571-9546	06853	K24502	DCM BASE	1
4	PAFZZ		06853	5007328	LABEL, S/N & BAR CODE	1
5	PCFZZ	5330-01-556-5274	06853	5002309	GASKET, STEERING.....	1
6	PAFZZ	5340-01-566-9288	338X5	2505690C91	COVERS, STEERING COLUMN	1
7	PAFZZ		338X5	5009199	SCREW, COVER	3
					END OF FIGURE	

FIELD MAINTENANCE

GRILLE ASSEMBLY

Grille Assembly - (CONTINUED)



B23P1800080

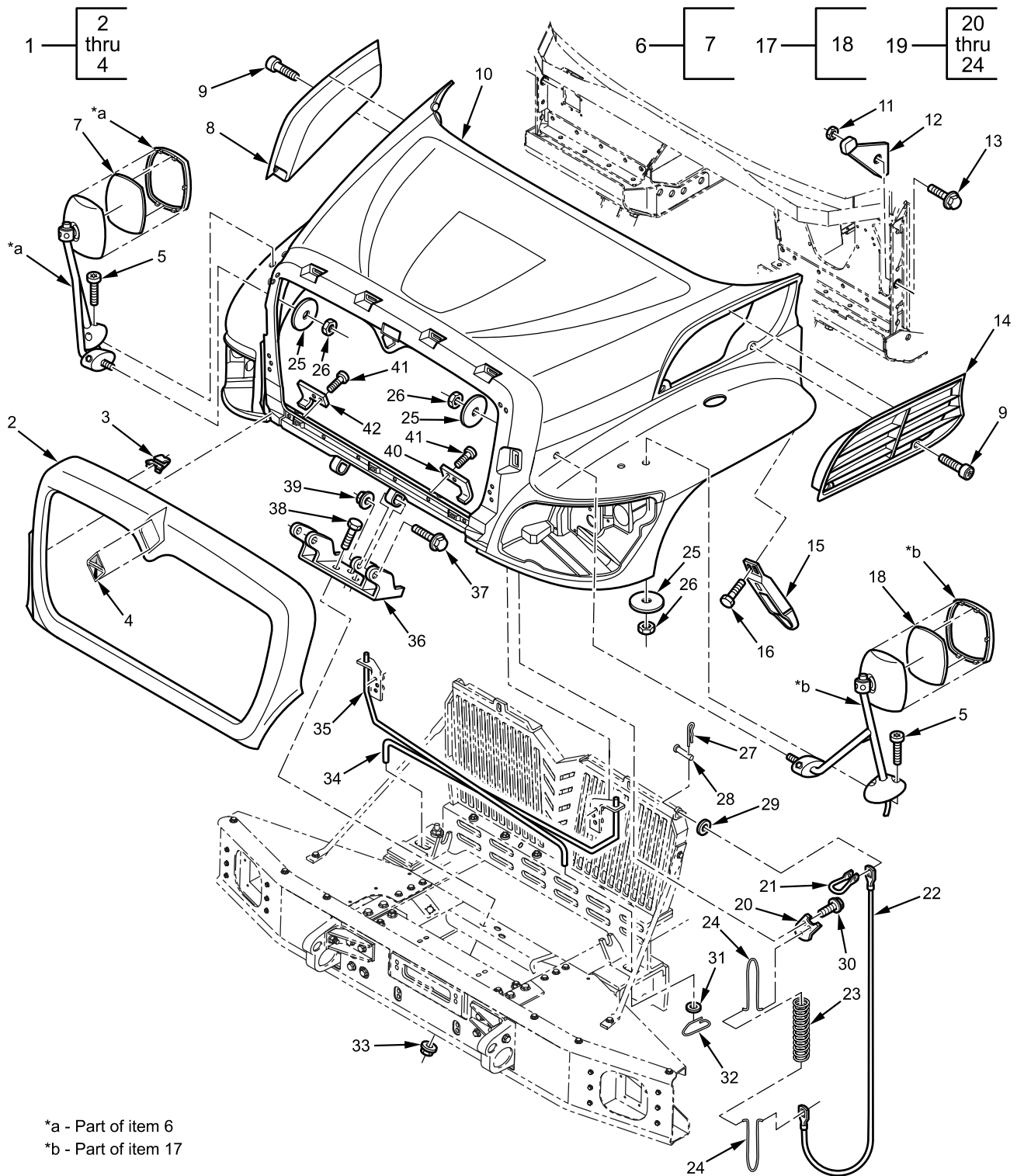
Figure 148. Grille Assembly.

Grille Assembly - (CONTINUED)

(1) ITEM NO.	(2) SMR CODE	(3) NSN	(4) CAGEC	(5) PART NUMBER	(6) DESCRIPTION AND USABLE ON CODE (UOC)	(7) QTY
					GROUP 1801 BODY, CAB, HOOD, AND HULL ASSEMBLIES FIGURE Grille Assembly. 148	
1	PAFFF		338X5	3693762C91	GRILLE ASSEMBLY	1
2	PAFZZ	2510-01-556-6287	338X5	3671689C1	. GRILLE, PAINTED	1
3	PAFZZ	5310-01-512-6136	0Y3H3	0162319	. NUT, HEX FLANGE	2
					M12 - 1.75	
4	PAFZZ	2510-01-566-6133	338X5	3826342C1L	. BRACE, GRILLE, RH.....	1
5	PAFZZ	5306-01-512-1578	0Y3H3	0161895	. BOLT, FLANGE HEAD	4
					M12 - 1.75 X 35 MM	
6	PAFZZ	2510-01-556-6285	338X5	3671686C4	. SUPPORT ASSEMBLY, LOWER GRILL	1
7	PAFZZ	5306-01-556-6025	338X5	3549305C1	. BOLT, FLANGE HEAD	6
					M10 - 1.5 X 30 MM	
8	PAFZZ	5310-01-512-6154	0Y3H3	90683	. NUT, HEX FLANGE	2
					M12 - 1.75	
9	PAFZZ	5310-01-346-3565	89346	22191R1	. WASHER.....	4
					1/2-IN.	
10	PCFZZ	5325-01-533-4809	81860	28438-1	. GROMMET, NONMETALLIC.....	4
11	PAFZZ	5306-01-512-1590	338X5	30753R2	. BOLT, FLANGE HEAD	8
					M16 - 2.0 X 60 MM	
12	PAFZZ	2590-01-556-6286	338X5	3671688C4	. SUPPORT ASSEMBLY, GRILL, RH...	1
13	PAFZZ	5306-01-557-0958	0Y3H3	40720	. BOLT	2
					M12 - 1.75 X 70 MM	
14	PAFZZ	5310-01-512-6137	338X5	30756R1	. NUT, HEX FLANGE	8
					M16 - 2.0	
15	PAFZZ	2590-01-568-6457	338X5	3671687C4	. SUPPORT ASSEMBLY, GRILL, LH ...	1
16	PAFZZ	2510-01-566-6132	338X5	3826341C1L	. BRACE, GRILLE, LH	1
					END OF FIGURE	

FIELD MAINTENANCE

HOOD ASSEMBLY

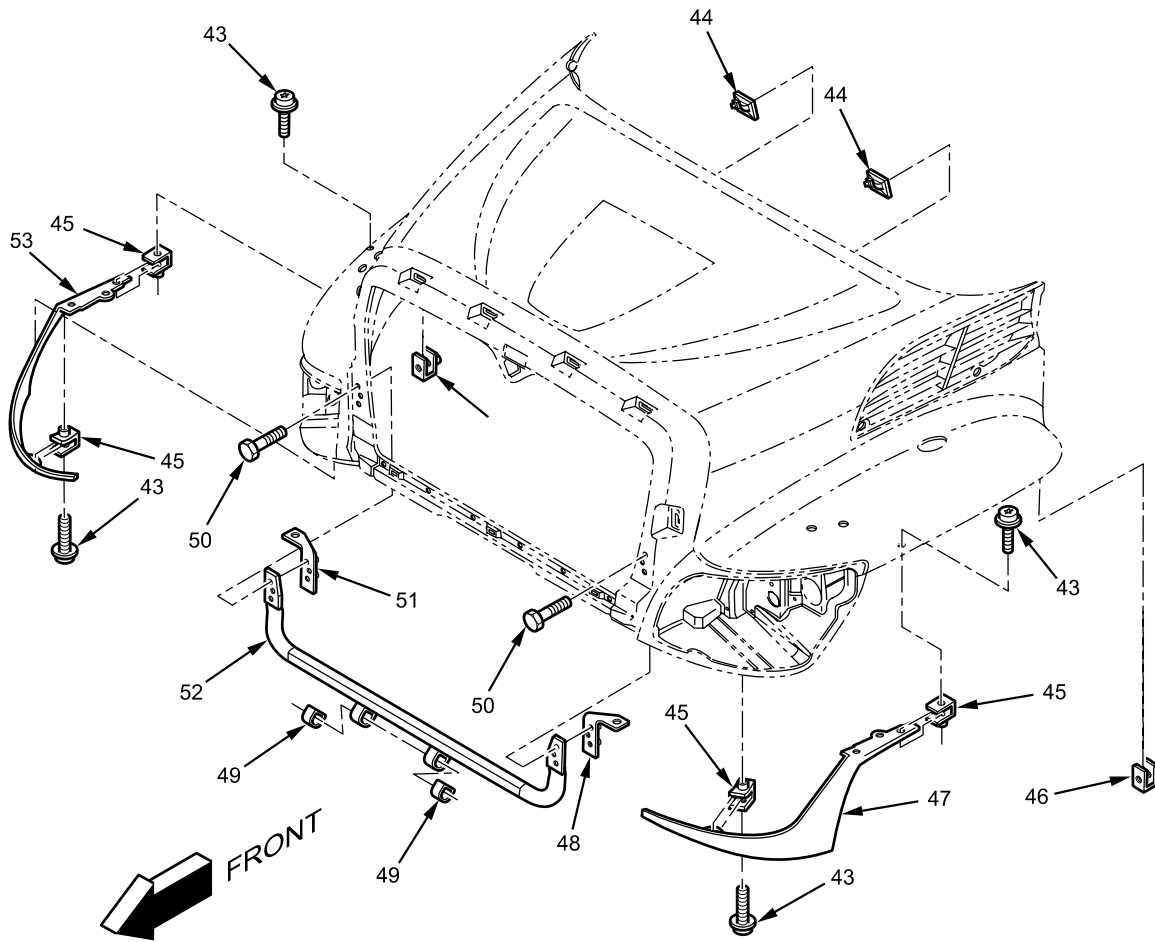


*a - Part of item 6
 *b - Part of item 17

B23P1800081

Figure 149. Hood Assembly (Sheet 1 of 2).

Hood Assembly - (CONTINUED)



B23P1800085

Figure 149. Hood Assembly (Sheet 2 of 2).

Hood Assembly - (CONTINUED)

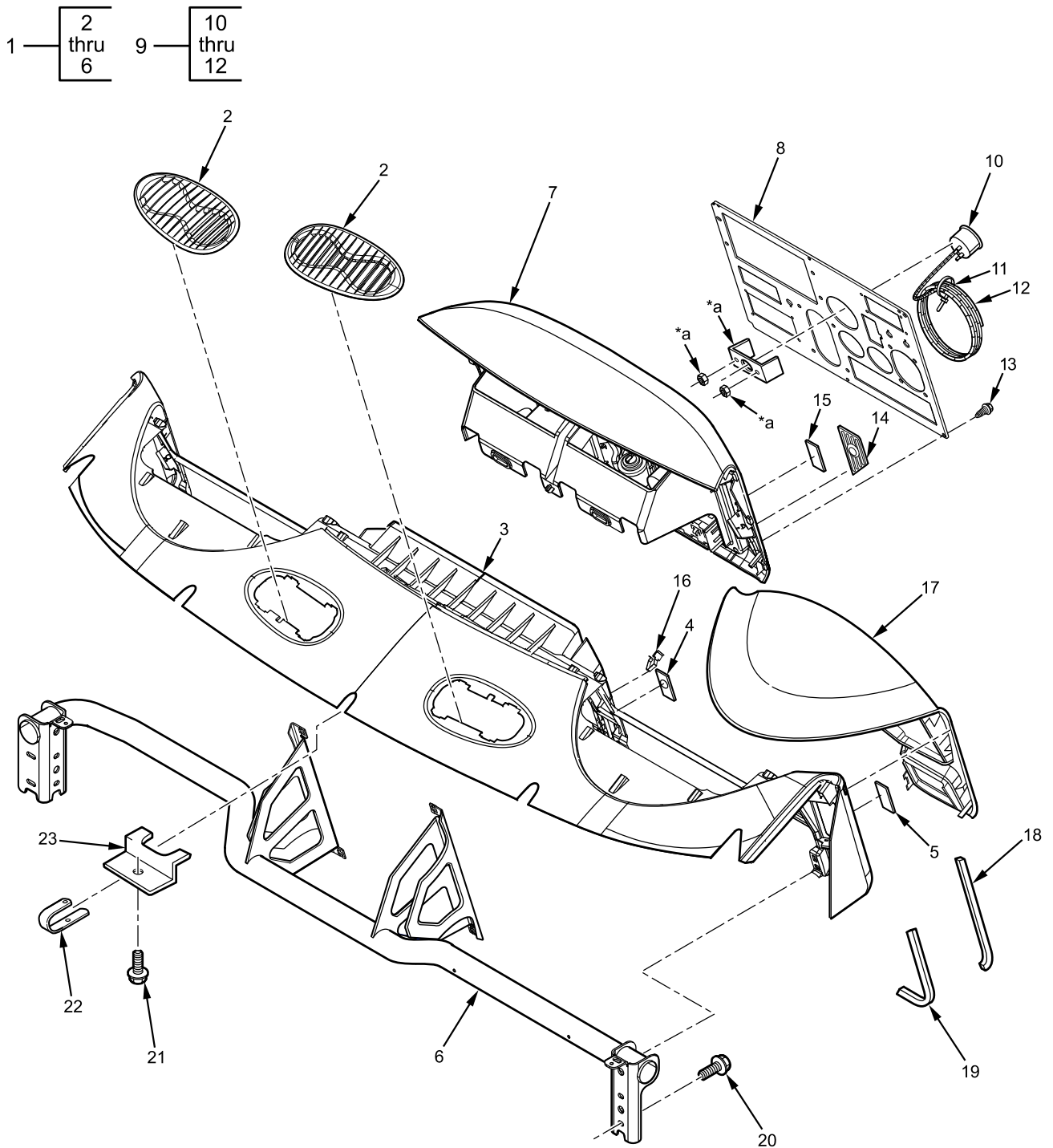
(1) ITEM NO.	(2) SMR CODE	(3) NSN	(4) CAGEC	(5) PART NUMBER	(6) DESCRIPTION AND USABLE ON CODE (UOC)	(7) QTY
					GROUP 1801 BODY, CAB, HOOD, AND HULL ASSEMBLIES FIGURE Hood Assembly 149	
1	PAFZZ	2510-01-556-6328	338X5	3674970C94	GRILLE ASSEMBLY, SURROUND	1
2	PAFZZ	2510-01-578-6305	338X5	3674971C4	. GRILLE, SURROUND.....	1
3	PAFZZ	5340-01-537-2705	338X5	3558816C1	. CLIP, MOLDING MOUNTING	9
4	PAFZZ	2540-01-537-4230	338X5	3550901C1	. GRAPHICS, PRODUCT.....	1
5	PAFZZ	5306-01-556-6202	89346	3588152C1	BOLT, MACHINE	4
					TORX, M8 - 1.25 X 30 MM	
6	PAFFF	2540-01-556-6332	338X5	3674983C2	MIRROR ASSEMBLY, RH.....	1
7	PAFZZ		338X5	2596988C1	. GLASS, FENDER MIRROR.....	1
8	PAFZZ	2510-01-578-6345	338X5	3820364C2	GRILLE ASSEMBLY, AIR, RH.....	1
9	PAFZZ	5305-01-556-6127	338X5	3565527C1	SCREW, MACHINE	4
					K50 X 16 MM	
10	PAFHH	2510-01-555-5453	338X5	2596482C93	HOOD ASSEMBLY, TRIMMED	1
11	PAFZZ	5310-01-555-4990	338X5	3821119C1	NUT, PLAIN, HEXAGON.....	2
					1/2 - 13 TPI.	
12	PAFZZ	2590-01-556-6387	338X5	3820153C2	GUIDE, HOOD, SUPPORT.....	2
13	PAFZZ	5306-01-556-6403	0Y3H3	19810	BOLT, FLANGE	2
					1/2 - 13 X 1-3/4 IN.	
14	PAFZZ	2510-01-578-6348	338X5	3820363C2	GRILLE ASSEMBLY, AIR, LH.....	1
15	PAFZZ	2540-01-556-5979	338X5	3544924C1	LATCH, HOOD STRAP	2
16	PAFZZ	5306-01-556-6136	338X5	3566930C1	BOLT, MACHINE	4
					M8 - 1.25 X 35 MM	
17	PAFFF	2540-01-556-6331	338X5	3674982C2	MIRROR ASSEMBLY, LH.....	1
18	PAFZZ		338X5	2596988C1	. GLASS, FENDER MIRROR.....	1
19	PAFFF	4010-01-556-6274	338X5	3625938C93	CABLE ASSEMBLY, HOOD.....	2
20	PAFZZ	2590-01-556-6273	338X5	3625937C2	. SUPPORT, HOOD SAFETY.....	2
21	PAFZZ	5340-01-585-3628	89346	3588752C1	. CLEVIS, ROD END.....	2
22	PAFZZ	2590-01-556-6270	338X5	3625857C2	. CABLE	2
23	PAFZZ	5360-01-556-6723	338X5	590280C2	. SPRING, HOOD CABLE.....	2
24	PAFZZ	5360-01-556-6724	338X5	590279C2	. SPRING, HOOD CABLE.....	4
25	PAFZZ	5310-01-556-6131	338X5	3566185C1	WASHER.....	6
					3/8-IN.	
26	PAFZZ	5310-01-556-5260	0Y3H3	062317	NUT, HEX FLANGED.....	6
					M8 - 1.25	
27	PAFZZ	5315-01-556-4469	0Y3H3	65016	PIN, SPLIT COTTER	2
28	PAFZZ	5315-01-556-4516	0Y3H3	66024	PIN, STRAIGHT HEADED.....	2
29	PAFZZ	5310-01-556-5513	338X5	30325R1	WASHER.....	2
					M6	
30	PAFZZ	5306-01-556-6054	338X5	3552493C1	BOLT, MACHINE	4
					M6 - 1.0 X 25 MM	
31	PAFZZ	5310-01-578-6395	338X5	30328R1	WASHER.....	2
					M12	

Hood Assembly - (CONTINUED)

(1) ITEM NO.	(2) SMR CODE	(3) NSN	(4) CAGEC	(5) PART NUMBER	(6) DESCRIPTION AND USABLE ON CODE (UOC)	(7) QTY
32	PAFZZ	5315-01-478-7697	338X5	2024771C1	CLIP, SPRING TENSION.....	2
33	PAFZZ	5310-01-512-6151	338X5	3535556C1	NUT, HEX METRIC.....	3
					M10 - 1.5	
34	PAFZZ	5340-01-568-5965	338X5	3674988C3	BAR, TORSION, LH.....	1
35	PAFZZ	5340-01-568-5964	338X5	3674989C3	BAR, TORSION, RH.....	1
36	PAFZZ	2510-01-568-6257	338X5	3821916C1	HINGE, HOOD.....	1
37	PAFZZ	5306-01-578-0525	338X5	3588682C1	BOLT, SHOULDER, FLANGED.....	2
					M8 - 1.25 X 80 MM	
38	PAFZZ	5306-01-577-6371	89346	3554703C1	BOLT, FLANGE HEAD.....	3
					M10 - 1.5 X 40 MM	
39	PAFZZ	5310-01-512-6164	6W608	2W0275914	NUT, HEX FLANGE.....	2
					M8 - 1.25	
40	PAFZZ	2510-01-556-6271	338X5	3821917C1	BRACE, HOOD, MOUNTING, LH.....	1
41	PAFZZ	5306-01-512-1669	338X5	3510917C1	BOLT, FLANGE HEAD.....	4
					M6 - 1.0 X 35 MM	
42	PAFZZ	2510-01-568-6058	338X5	3821918C1	BRACE, HOOD, MOUNTING, RH.....	1
43	PAFZZ	5306-01-533-4455	338X5	3571282C1	BOLT, MACHINE.....	6
					TORX, M6 - 1.0 X 19.5 MM	
44	PAFZZ	2590-01-578-6373	338X5	3822144C1	BASE, STRAPLOCK MOUNTING.....	19
45	PAFZZ	5310-01-533-7357	338X5	6010390C1	NUT, SPEED.....	6
					M6 - 1.0	
46	PAFZZ	5310-01-556-6038	33X85	3551059C1	NUT, SPEED.....	3
					M8 - 1.25	
47	PAFZZ	2510-01-556-6261	338X5	3613742C1	PANEL, FRONT FENDER, LH.....	1
48	PAFFF	3040-01-556-6258	338X5	3613733C1	SUPPORT, HOOD ASSIST, LH.....	1
49	PCFZZ		338X5	3839700C1	INSULATOR, HOOD MOUNTING.....	2
50	PAFZZ	5306-01-556-5535	338X5	30866R2	BOLT, HEXAGON HEAD.....	6
					M10 1.5 X 40 MM	
51	PAFZZ	3040-01-556-6259	338X5	3613734C1	SUPPORT, HOOD ASSIST, RH.....	1
52	PAFZZ	2510-01-556-6260	338X5	3613741C3	HINGE, HOOD CENTER.....	1
53	PAFZZ	2510-01-556-6262	338X5	3613743C1	PANEL, FRONT FENDER, RH.....	1
					END OF FIGURE	

FIELD MAINTENANCE
DRIVER CONTROL MAIN CARRIER ASSEMBLY

Driver Control Main Carrier Assembly - (CONTINUED)



*a - Part of item 9

B23P1800077

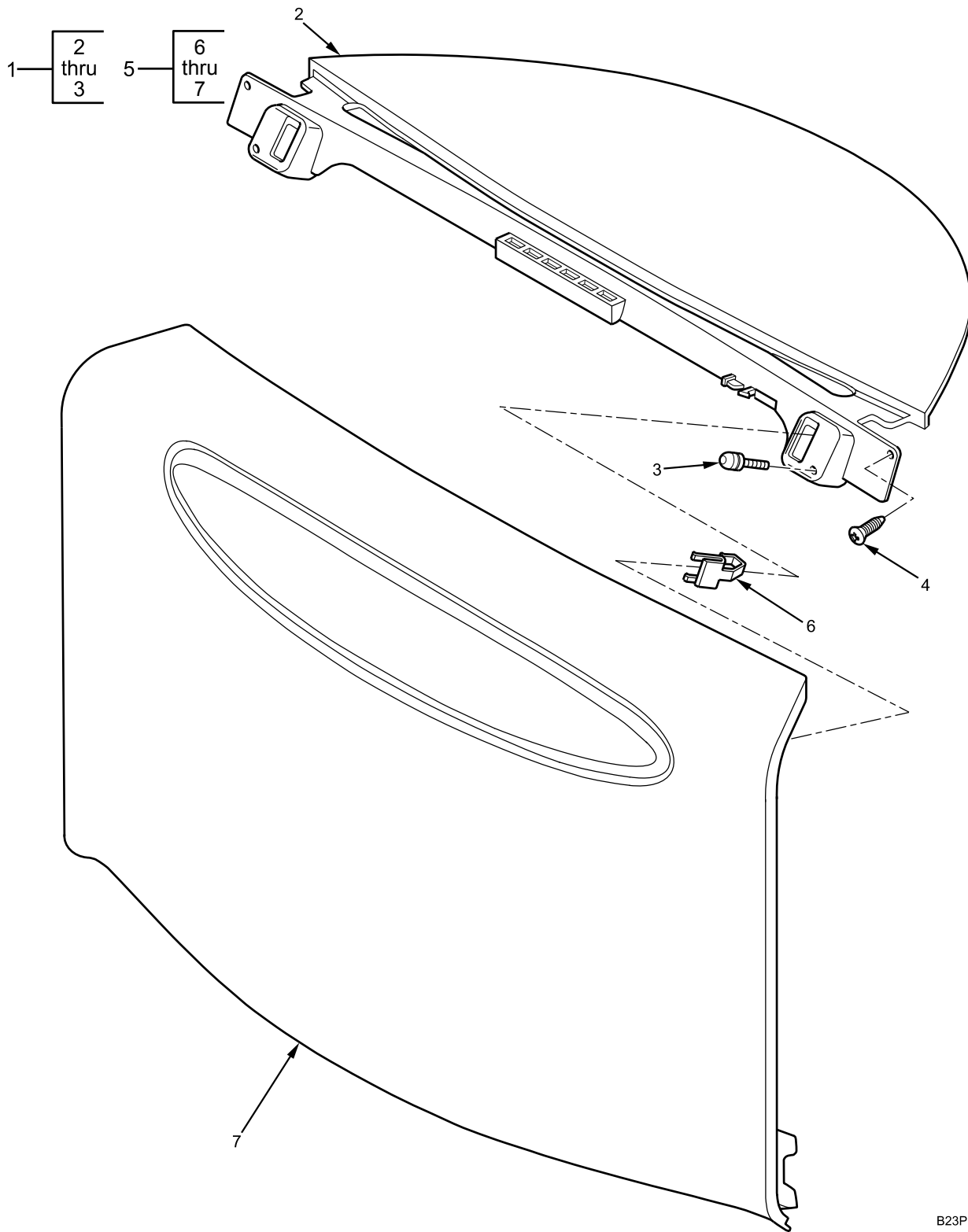
Figure 150. Driver Control Main Carrier Assembly.

Driver Control Main Carrier Assembly - (CONTINUED)

(1) ITEM NO.	(2) SMR CODE	(3) NSN	(4) CAGEC	(5) PART NUMBER	(6) DESCRIPTION AND USABLE ON CODE (UOC)	(7) QTY
					GROUP 1801 BODY, CAB, HOOD, AND HULL ASSEMBLIES	
					FIGURE Driver Control Main Carrier 150 Assembly.	
1	PAFFF	2510-01-556-7101	338X5	2596632C91	CARRIER ASSEMBLY, DRIVER CONTROL, MAIN	1
2	PAFZZ	2540-01-577-8712	338X5	3547246C1	. GRILLE, WINDSHIELD DEFROST....	2
3	PAFZZ		338X5	16867851	. CARRIER/DUCT ASSEMBLY	1
4	PAFZZ	5340-01-580-0296	338X5	3554198C1	. BRACKET, IGNITION SWITCH.....	1
5	PAFZZ		338X5	16912162	. PLUG, SIDE WINDOW DEMIST	2
6	PAFZZ		338X5	16824706	. TIEBAR ASSEMBLY	1
7	PAFZZ	2510-01-582-3399	63632	16824752	PANEL, CLOSEOUT, INSTRUMENT PANEL, CENTER	1
8	PAFZZ	2510-01-582-3420	1V6F3	16912180	PANEL, TRIM, INSTRUMENT PANEL, CENTER	1
9	PAFZZ	2590-01-556-6293	338X5	3672638P91	GAUGE ASSEMBLY, DRIVER CONTROL, HVAC PRESSURE	1
10	XAFZZ		62319	2-5005	. GAUGE, DRIVER CONTROL, HVAC PRESSURE	1
11	PAFZZ	5340-01-189-8297	338X5	306132C1	. STRAP, CABLE LOCK	1
12	XAFZZ		58755	1100U08R08	. TUBING, FLEXIBLE	1
13	PAFZZ	5305-01-512-4380	6W608	2W1279837	SCREW, TAPPING.....	6
14	PCFZZ		1V6F3	16867651	M4.2 - 1.4 X 30 MM SHIELD, KEY	1
15	PAFZZ		1V6F3	16912161	COVER, OUTLET, PLUG.....	2
16	PAFZZ	5340-01-556-5315	1V6F3	16867655	CLIP, INSTRUMENT PANEL.....	8
17	PAFZZ	6625-01-556-6002	1V6F3	16867646	CLOSEOUT, INSTRUMENT PANEL, CLUSTER	1
18	MFFZZ		338X5	2645520R1X	MOLDING, TRIM.....	2
19	MFFZZ		338X5	2645520R1X	1/4 IN. GAP, MAKE FROM MOLDING, TRIM, CAGEC 338X5, PART NUMBER 2645520R1, LENGTH 230-MM MOLDING, TRIM.....	2
20	PAFZZ	5306-01-512-1673	338X5	3514273C1	1/4 IN. GAP, MAKE FROM MOLDING, TRIM, CAGEC 338X5, PART NUMBER 2645520R1, LENGTH 170-MM BOLT	4
21	PAFZZ	5306-01-556-6417	338X5	3820414C2	M8 - 1.25 X 35 MM BOLT	1
22	PAFZZ	5310-01-556-7368	338X5	1646174C1	NUT, SHEET SPRING	1
23	PAFZZ	2510-01-556-6482	338X5	3821158C2L	1/4-IN. BRACE, INSTRUMENT PANEL.....	1
					END OF FIGURE	

FIELD MAINTENANCE
PASSENGER INSTRUMENT PANEL (IP) CLOSEOUT PANEL

Passenger Instrument Panel (IP) Closeout Panel - (CONTINUED)



B23P1800059

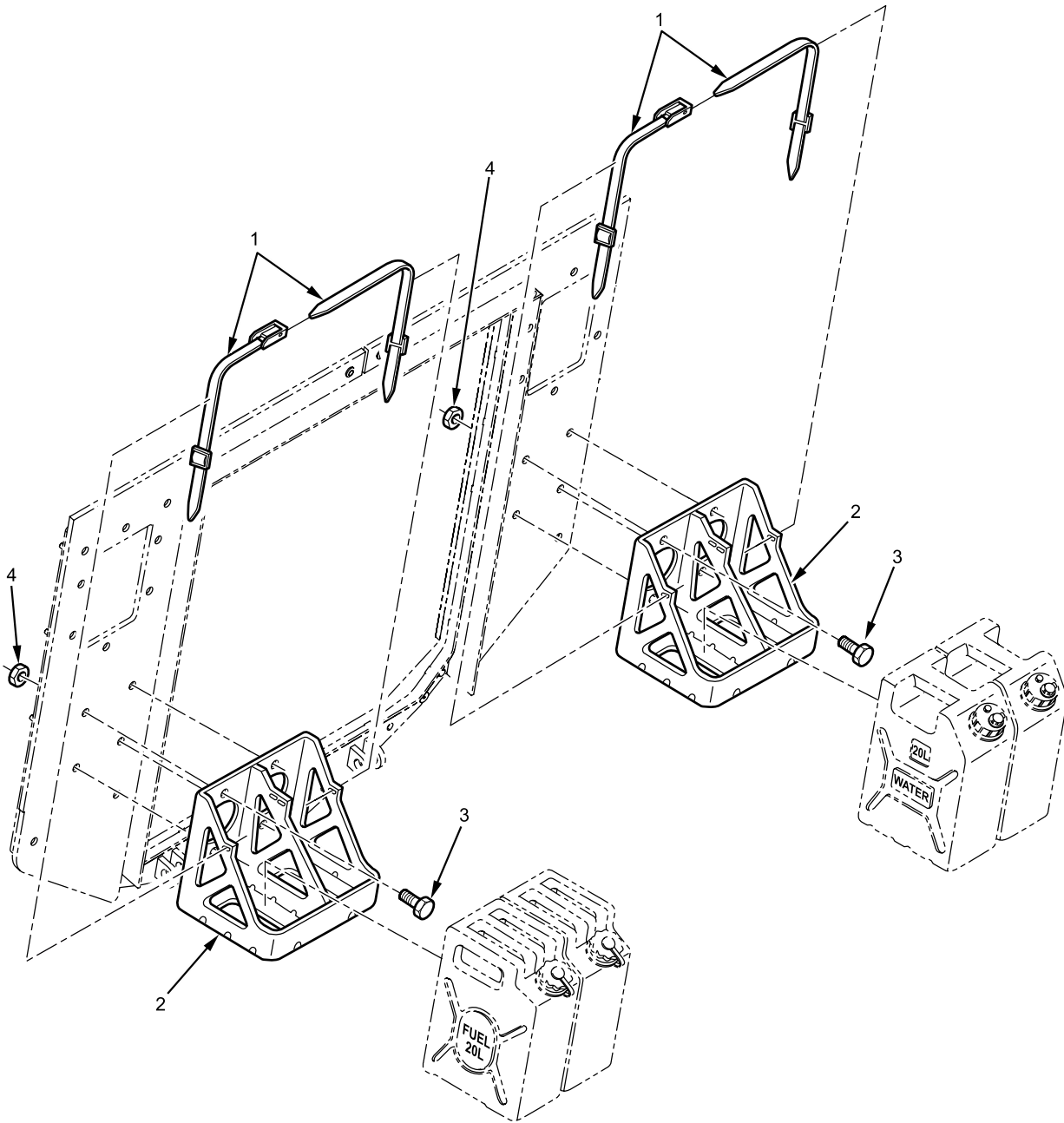
Figure 151. Passenger IP Closeout Panel.

Passenger Instrument Panel (IP) Closeout Panel - (CONTINUED)

(1) ITEM NO.	(2) SMR CODE	(3) NSN	(4) CAGEC	(5) PART NUMBER	(6) DESCRIPTION AND USABLE ON CODE (UOC)	(7) QTY
					GROUP 1801 BODY, CAB, HOOD, AND HULL ASSEMBLIES	
					FIGURE Passenger IP Closeout 151 Panel.	
1	PAFFF	6625-01-556-6003	1V6F3	16824731	PASSENGER TRIM, UPPER ASSEMBLY.....	1
2	PAFZZ		1V6F3	16867647	. PANEL, CLOSEOUT, IP, RIGHT, UPPER	1
3	PCFZZ		1V6F3	22652418	. BUMPER, RUBBER.....	2
4	PAFZZ	5305-01-566-6147	338X5	473143C1	SCREW, MACHINE	2
					#8 - 18 X 3/4 IN.	
5	PAFFF	2510-01-556-6004	1V6F3	16824736	DOOR, FUSE ACCESS ASSEMBLY ...	1
6	PAFZZ	5340-01-556-5315	1V6F3	16867655	. CLIP, INSTRUMENT	2
7	PAFZZ		1V6F3	16867648	. PANEL, CLOSEOUT, IP, RIGHT	1
					END OF FIGURE	

FIELD MAINTENANCE
JERRY CANS BRACKET

Jerry Cans Bracket - (CONTINUED)



B23P1800062

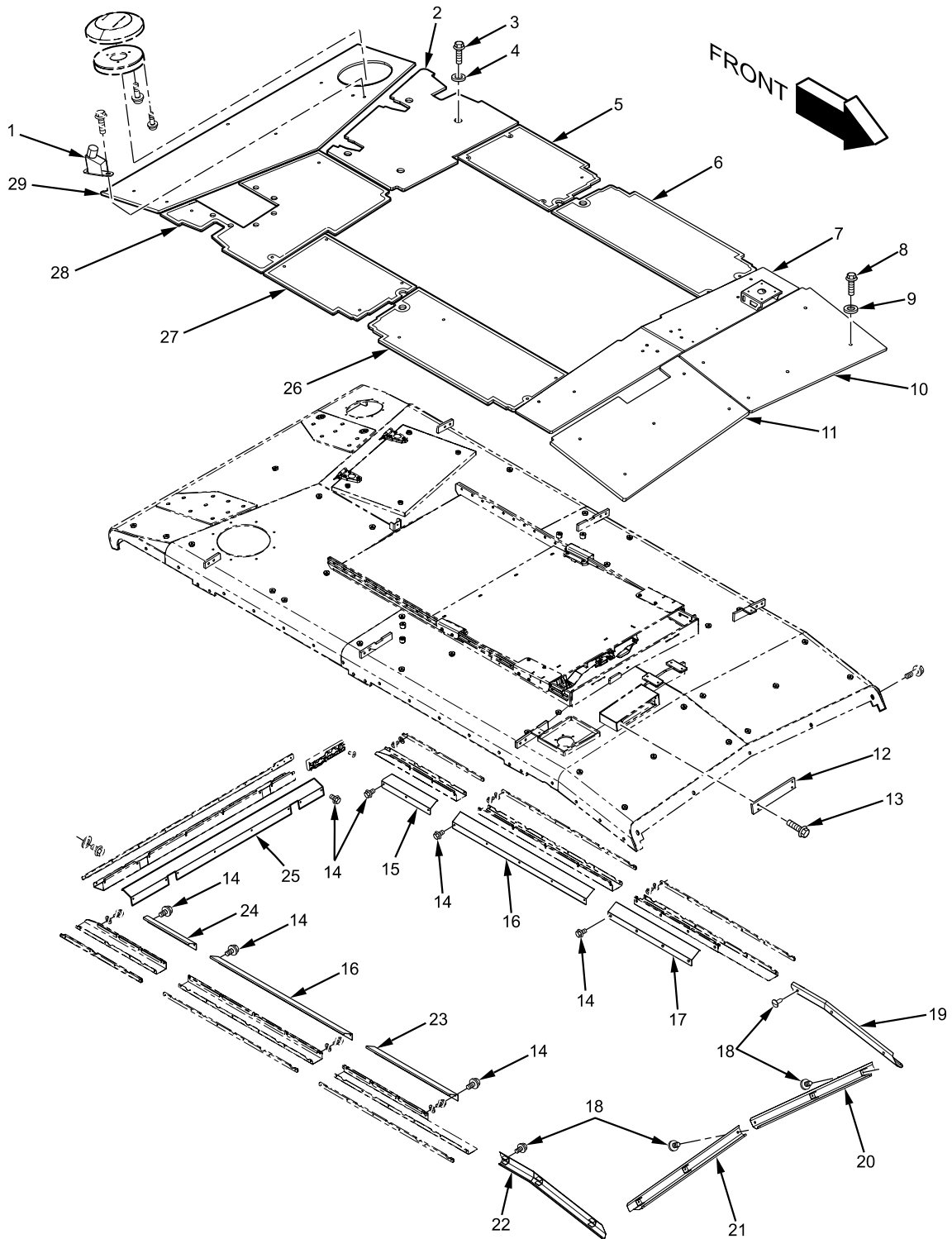
Figure 152. Jerry Cans Bracket.

Jerry Cans Bracket - (CONTINUED)

(1) ITEM NO.	(2) SMR CODE	(3) NSN	(4) CAGEC	(5) PART NUMBER	(6) DESCRIPTION AND USABLE ON CODE (UOC)	(7) QTY
					GROUP 1801 BODY, CAB, HOOD, AND HULL ASSEMBLIES	
					FIGURE Jerry Cans Bracket. 152	
1	PAFZZ	5340-01-556-3957	19207	8690480-1	STRAP, JERRY CAN	2
2	PAFZZ	5340-01-556-5767	535V1	0147060549-00	BRACKET, JERRY CAN	2
3	PAFZZ	5306-01-555-4985	0Y3H3	19932	BOLT, MACHINE	8
4	PAFZZ	5310-01-008-6782	81205	BACN10WI6-16P	3/8 - 16 X 1-1/4 IN. NUT, PLAIN, EXTENDED	8
					3/8 - 16 TPI. END OF FIGURE	

FIELD MAINTENANCE
ROOF EXTERIOR BODY ARMOR

Roof Exterior Body Armor - (CONTINUED)



B23P1800096

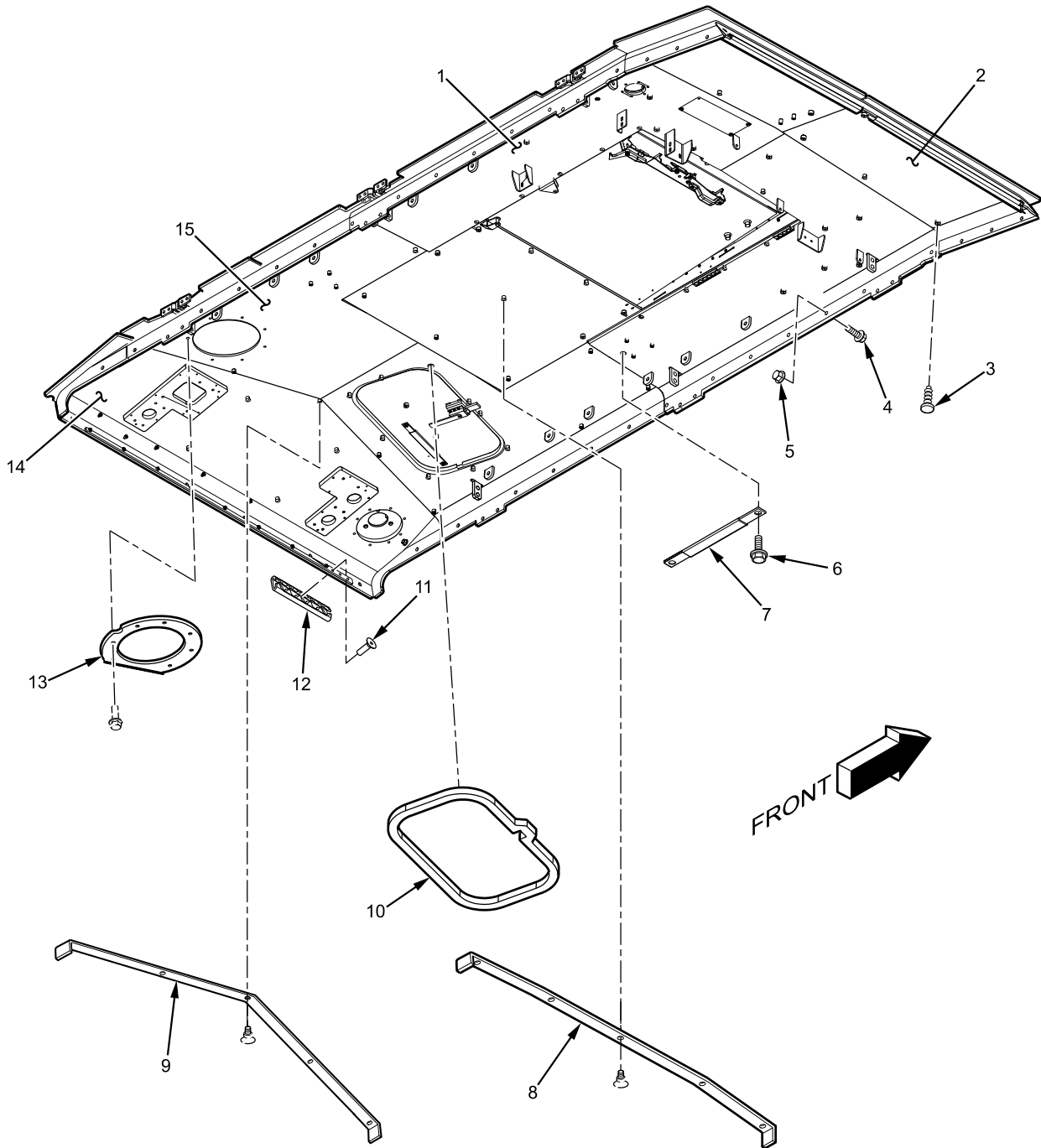
Figure 153. Roof Exterior Body Armor.

Roof Exterior Body Armor - (CONTINUED)

(1) ITEM NO.	(2) SMR CODE	(3) NSN	(4) CAGEC	(5) PART NUMBER	(6) DESCRIPTION AND USABLE ON CODE (UOC)	(7) QTY
					GROUP 1801 BODY, CAB, HOOD, AND HULL ASSEMBLIES	
					FIGURE Roof Exterior Body Armor. 153	
1	PAFZZ	2590-01-556-5565	535V1	0147010464-00	BRACKET, HATCH STOP.....	1
2	PAFZZ	2510-01-568-6114	535V1	0148016604-00	ARMOR, ADD-ON, HATCH.....	1
3	PAFZZ	5306-01-565-3441	338X5	3821080C1	BOLT, MACHINE.....	4
4	PAFZZ	5310-01-556-5376	338X5	5320000042-00	3/8 - 16 X 5/8 IN., FOR HATCH ARMOR WASHER, FLAT.....	4
5	PAFZZ	2510-01-568-6107	535V1	0148016602-00	3/8-IN., FOR HATCH ARMOR ARMOR, ADD-ON, MIDDLE, LEFT, REAR.....	1
6	PAFZZ	2510-01-556-5620	535V1	0147016629-00	ARMOR, ADD-ON, MIDDLE, LEFT, FRONT.....	1
7	PAFZZ	2590-01-556-5610	535V1	0147010811-00	FRONT-SPOILER ASSEMBLY.....	1
8	PAFZZ	5306-01-555-4983	0Y3H3	19705	BOLT, MACHINE.....	42
9	PAFZZ	5310-01-346-9431	338X5	23043R1	3/8 - 16 X 1 IN. WASHER, FLAT SPECIAL.....	34
10	PAFZZ	2510-01-556-5618	535V1	0147016627-00	3/8-IN. ARMOR, ADD ON, FRONT, LEFT.....	1
11	PAFZZ	2510-01-556-5621	535V1	0147016630-00	ARMOR, ADD ON, FRONT, RIGHT.....	1
12	PAFZZ	5340-01-556-5611	535V1	0147010934-00	COVER, WIRING PASS-THROUGH ...	1
13	PAFZZ	5305-01-555-4991	338X5	3821149C1	BOLT, MACHINE.....	4
14	PAFZZ	5306-01-556-6471	535V1	5310000616-00	1/4 - 20 X 3/4 IN. BOLT, MACHINE.....	30
15	PAFZZ	2590-01-568-6394	535V1	0148010920-00	1/4 - 20 X 1/2 IN. MOULDING, LEFT REAR CABIN.....	1
16	PAFZZ	2590-01-568-6393	535V1	0147010538-00	MOULDING, CENTER CABIN.....	2
17	PAFZZ	2590-01-556-5619	535V1	0147010533-00	MOULDING, LEFT FRONT CABIN.....	2
18	PAFZZ		5P846	M39-060-10	FASTENER, PINETREE.....	10
19	PAFZZ	5340-01-556-5603	535V1	0147010494-00	MOULDING, LEFT FRONT DOOR.....	1
20	PAFZZ	2510-01-556-5605	535V1	0147010500-00	MOULDING, LEFT FRONT WINDSHIELD.....	1
21	PAFZZ	5340-01-556-5606	535V1	0147010501-00	MOULDING, RIGHT FRONT WINDSHIELD.....	1
22	PAFZZ	5340-01-556-5604	535V1	0147010495-00	MOULDING, RIGHT FRONT DOOR....	1
23	PAFZZ				MOULDING, RIGHT FRONT CABIN ...	1
24	PAFZZ	2590-01-568-6395	535V1	0148010921-00	MOULDING, RIGHT REAR CABIN.....	1
25	PAFZZ	5340-01-556-5614	535V1	0147010531-00	MOULDING, REAR CABIN.....	1
26	PAFZZ	2510-01-556-5617	535V1	0147016626-00	ARMOR, ADD-ON, MIDDLE, RIGHT, FRONT.....	1
27	PAFZZ	2510-01-568-6108	535V1	0148016606-00	ARMOR, ADD-ON, MIDDLE, RIGHT, REAR.....	1
28	PAFZZ	2510-01-568-6105	535V1	0148016607-00	ARMOR, ADD-ON, RIGHT, REAR.....	1
29	PAFZZ	2510-01-556-5616	535V1	0147016625-00	ARMOR, ADD-ON, REAR.....	1
					END OF FIGURE	

FIELD MAINTENANCE
INNER ROOF ASSEMBLY

Inner Roof Assembly - (CONTINUED)



B23P1800097

Figure 154. Inner Roof Assembly.

Inner Roof Assembly - (CONTINUED)

(1) ITEM NO.	(2) SMR CODE	(3) NSN	(4) CAGEC	(5) PART NUMBER	(6) DESCRIPTION AND USABLE ON CODE (UOC)	(7) QTY
					GROUP 1801 BODY, CAB, HOOD, AND HULL ASSEMBLIES FIGURE Inner Roof Assembly. 154	
1	PAFZZ	2540-01-556-5718	535V1	ITE001-01	UPHOLSTERY, ROOF, CENTER-FRONT	1
2	PAFZZ	2540-01-556-5717	535V1	ITE0001-01	UPHOLSTERY, ROOF, FRONT	1
3	PAFZZ	5325-01-556-6733	338X5	6010241C1	FASTENER, PINE TREE	52
4	PAFZZ	5306-01-556-6471	0Y3H3	19957	BOLT, FLANGE	32
					1/4 - 20 X 1/2 IN.	
5	PAFZZ	5310-01-555-4990	338X5	3821119C1	NUT, PLAIN, HEXAGON	32
					1/2 - 13 TPI.	
6	PAFZZ	5305-01-555-4991	338X5	3821149C1	BOLT, FLANGE	6
					1/4 - 20 X 3/4 IN.	
7	PAFZZ	2540-01-556-5689	97532	233884-03	HANDLE, PASSENGER	3
8	PAFZZ	2590-01-568-6169	535V1	0147010552-00	BRACKET, CENTER	1
9	PAFZZ	5340-01-556-5608	535V1	0147010504-00	BRACKET, REAR CENTER	1
10	PAFZZ	2510-01-567-0630	338X5	3113689C1L	BEZEL	1
11	PAFZZ	5305-01-578-0628	338X5	3676961C1	SCREW	3
					COUNTER-SINK, M5 - 0.8 X 16 MM	
12	PAFZZ	2590-01-556-5602	535V1	0147010472-00	SITREX	1
13	PAFZZ	5340-01-568-5963	535V1	0147010583-00	FLANGE	1
14	PAFZZ	2540-01-556-5722	338X5	3113686C1L	UPHOLSTERY, ROOF, REAR	1
15	PAFZZ	2540-01-567-7482	338X5	3113687C1L	UPHOLSTERY, ROOF, SHORT	1
					END OF FIGURE	

FIELD MAINTENANCE
GUNNER HATCH ASSEMBLY

Gunner Hatch Assembly - (CONTINUED)

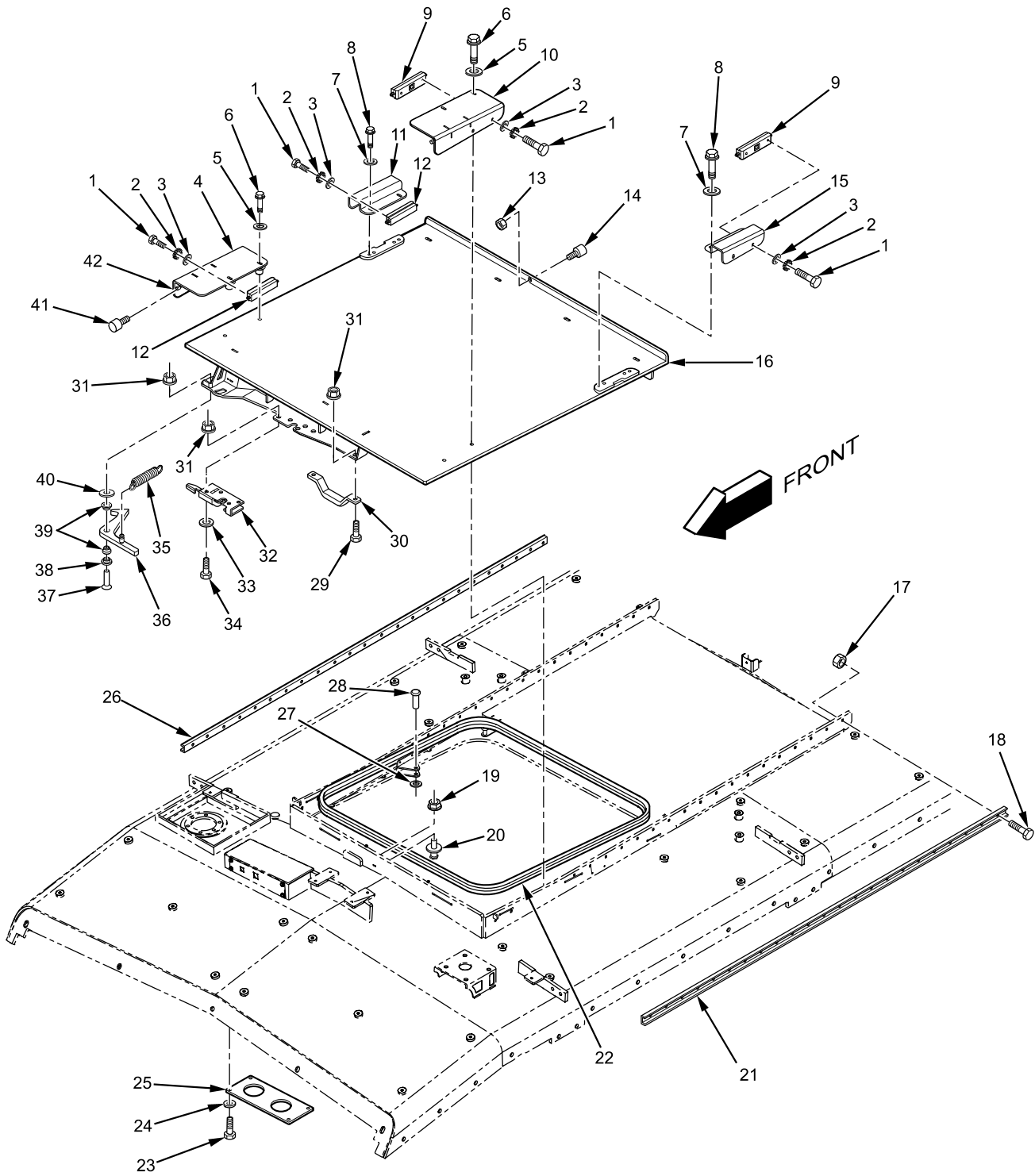


Figure 155. Gunner Hatch Assembly.

B23P7600156

Gunner Hatch Assembly - (CONTINUED)

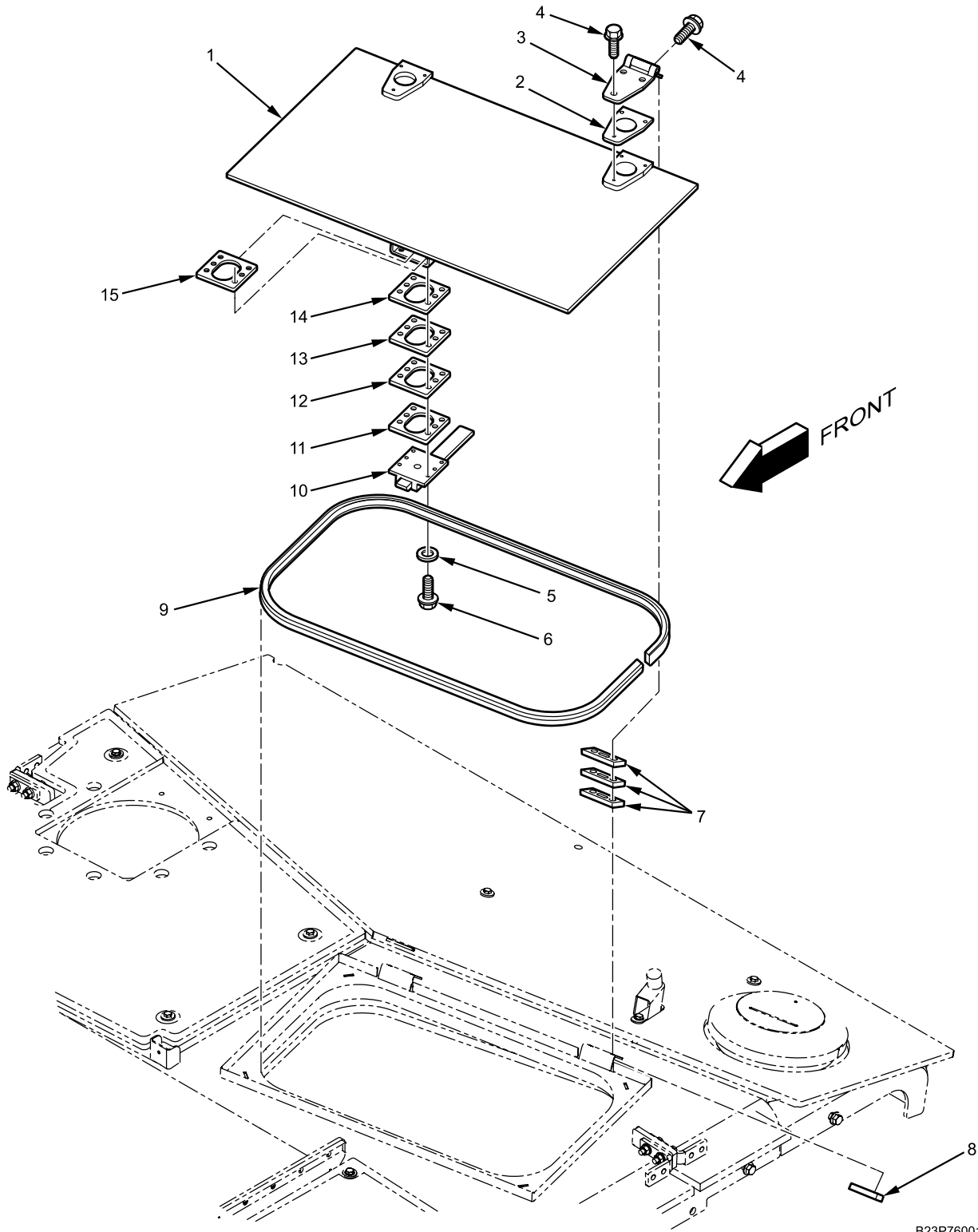
(1) ITEM NO.	(2) SMR CODE	(3) NSN	(4) CAGEC	(5) PART NUMBER	(6) DESCRIPTION AND USABLE ON CODE (UOC)	(7) QTY
					GROUP 1801 BODY, CAB, HOOD, AND HULL ASSEMBLIES	
					FIGURE Gunner Hatch Assembly. 155	
1	PAFZZ	5306-01-570-7879	338X5	3676966C1	BOLT, HEXAGON HEAD.....	8
					M5 - 0.8 X 16 MM	
2	PAFZZ	5310-00-596-7691	78640	138479	WASHER, STAR	8
					M5	
3	PAFZZ	5310-01-570-7887	535V1	5320000008-00	WASHER, FLAT	8
					M5	
4	PAFZZ	2590-01-578-5980	535V1	0147010929-00	HOLDER, HATCH, RIGHT	1
5	PAFZZ	5310-01-361-8386	0Y3H3	33113	WASHER, FLAT	6
					1/4-IN.	
6	PAFZZ	5305-01-555-4991	338X5	3821149C1	BOLT, MACHINE	2
					1/4 - 20 X 3/4 IN.	
7	PAFZZ		535V1	5320000017-00	WASHER, FLAT	4
8	PAFZZ	5306-01-556-6471	535V1	5310000616-00	BOLT, FLANGE	4
					1/4 - 20 X 1/2 IN.	
9	PAFZZ	5340-01-570-7870	535V1	5340000415-00	SLIDER, NT28	2
10	PAFZZ	2590-01-578-6087	535V1	0147010930-00	HOLDER, HATCH, LEFT	1
11	PAFZZ	2590-01-578-5986	535V1	0147010931-00	BRACKET, HATCH, RIGHT	1
12	PAFZZ	5340-01-570-7872	535V1	5340000416-00	SLIDER, NU28	2
13	PAFZZ	5310-01-353-1895	338X5	30208R1	NUT	1
					M6 - 1.0	
14	PCFZZ	5340-01-575-5145	45152	17KP586	BUFFER, RUBBER.....	1
15	PAFZZ	2590-01-578-5997	535V1	0147010932-00	BRACKET, HATCH, LEFT	1
16	PAFZZ	2510-01-578-6065	535V1	0147010802-00	HATCH, SLIDING ROOF	1
17	PAFZZ	5310-01-535-4709	45152	2KP284	NUT, PLAIN, HEXAGON	42
18	PAFZZ		535V1	5310000113-00	SCREW, COUNTERSUNK HEAD	40
19	PAFZZ	5310-01-572-6950	535V1	5330000115-00	NUT, FLANGE	1
					3/8 - 18 TPI.	
20	PAFZZ	5306-01-568-7334	535V1	5340000367-00	BOLT, STRIKER.....	1
21	PAFZZ	5340-01-571-6244	535V1	5340000413-00	RAIL, COUNTERSUNK HOLES, LEFT	1
22	PCFZZ	2590-01-566-0971	535V1	5540000036-00	SEAL RING, GUNNER HATCH	1
23	PAFZZ	5306-01-556-6472	535V1	5310000434-00	BOLT, MACHINE	4
					1/4 - 20 X 1 IN.	
24	PAFZZ		535V1	5320000115-00	WASHER, FLAT	4
25	PAFZZ	5340-01-578-5954	535V1	0147017708-00	COVER	1
26	PAFZZ		535V1	5340000414-00	RAIL, COUNTERSUNK HOLES, RIGHT.....	1
27	PAFZZ	5315-01-570-3271	535V1	5340000484-00	CIRCLIPS.....	2
28	PAFZZ	5315-01-570-3272	535V1	0147010577-00	LOCK PIN, STAINLESS	2
29	PAFZZ		535V1	5310000649-00	SCREW, BUTTON, HEX.....	2
30	PAFZZ	5340-01-533-4749	45152	9KK668	HANDLE, GUNNER HATCH.....	1

Gunner Hatch Assembly - (CONTINUED)

(1) ITEM NO.	(2) SMR CODE	(3) NSN	(4) CAGEC	(5) PART NUMBER	(6) DESCRIPTION AND USABLE ON CODE (UOC)	(7) QTY
31	PAFZZ	5310-01-555-4987	338X5	3821116C1	NUT, HEXAGON	5
					1/4 - 20 TPI.	
32	PAFZZ	5342-01-565-9312	535V1	5340000369-00	INTERLOCK.....	1
33	PAFZZ		535V1	5320000047-00	WASHER, FLAT	2
34	PAFZZ	5306-01-556-6417	0Y3H3	14007	BOLT, MACHINE	2
					1/4 - 20 X 3/4 IN.	
35	PAFZZ	5360-01-571-6220	535V1	0147010584-00	SPRING, TENSION	1
36	PAFZZ	2540-01-565-9343	535V1	0147010576-00	HOOK, LOCKER.....	1
37	PAFZZ		535V1	5310000371-00	SCREW, COUNTERSUNK, HEX	1
38	PAFZZ		535V1	0147010578-00	BUSHING	1
39	PAFZZ	3120-01-571-6213	535V1	5340000486-00	BEARING, FLANGED	2
40	PAFZZ	5310-01-556-6501	338X5	25846R1	WASHER , FLAT	1
					7/16-IN.	
41	PCFZZ		535V1	5340000513-00	BUFFER.....	1
					M5 X 10 X 10 MM	
42	PAFZZ	2540-01-581-7447	535V1	5340000406-00	SPRING, GAS, GUNNER	2
					END OF FIGURE	

FIELD MAINTENANCE
ESCAPE HATCH ASSEMBLY

Escape Hatch Assembly - (CONTINUED)



B23P7600157

Figure 156. Escape Hatch Assembly.

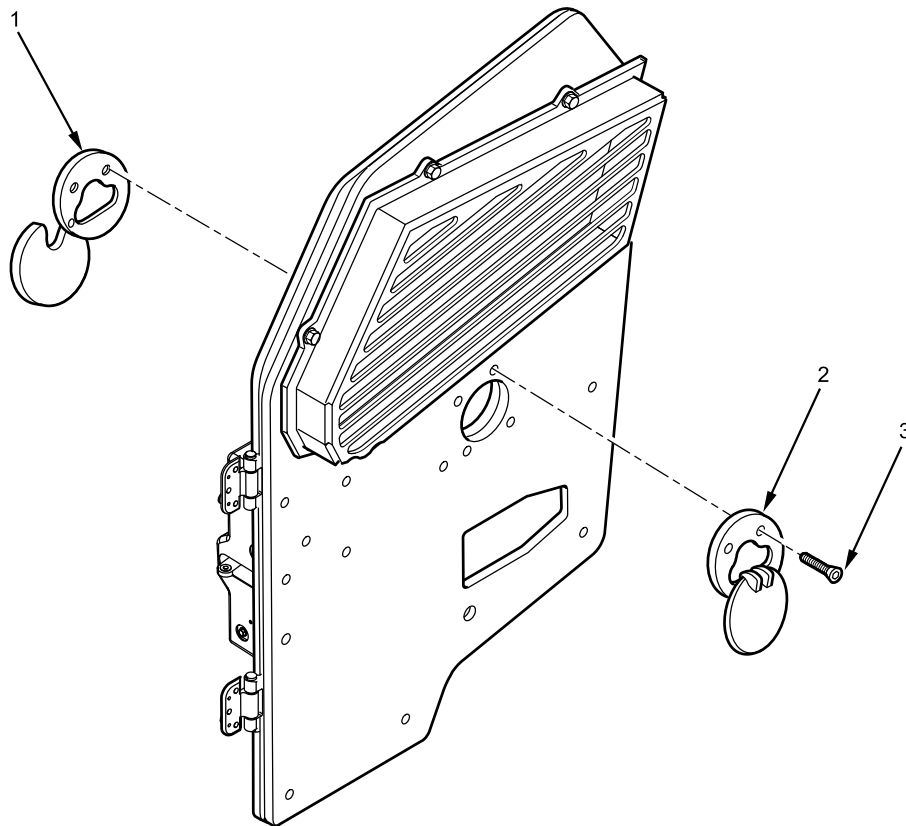
Escape Hatch Assembly - (CONTINUED)

(1) ITEM NO.	(2) SMR CODE	(3) NSN	(4) CAGEC	(5) PART NUMBER	(6) DESCRIPTION AND USABLE ON CODE (UOC)	(7) QTY
					GROUP 1801 BODY, CAB, HOOD, AND HULL ASSEMBLIES	
					FIGURE Escape Hatch Assembly. 156	
1	PAFZZ	2510-01-578-6073	535V1	0147010803-00	EMERGENCY HATCH.....	1
2	PAFZZ	5365-01-556-5609	338X5	3112841C1L	SPACER, HINGE	6
3	PAFZZ	5340-01-581-9007	535V1	0147160697-00	HINGE	2
4	PAFZZ	5305-01-555-4991	338X5	3821149C1	BOLT, MACHINE	12
					1/4 - 20 X 3/4 IN.	
5	PAFZZ	5310-01-564-0407	0Y3H3	40219	WASHER, FLAT	6
6	PAFZZ	5305-01-571-5922	338X5	3676962C1	BOLT, BUTTON HEAD SOCKET	6
					M5 - 0.8 X 30 MM	
7	PAFZZ		535V1	0148010958-00	SPACER, HINGE	4
8	PAFZZ	5340-01-578-5961	535V1	0147010935-00	PLATE, DOOR	2
9	PCFZZ	2590-01-566-0971	535V1	5540000036-00	SEAL RING, ESCAPE HATCH	1
10	PAFZZ	2540-01-565-9327	535V1	0234010928-00	EMERGENCY, HATCH, LOCK.....	1
11	PAFZZ	5365-01-571-5912	535V1	0147010667-00	SPACER, 1.....	1
12	PAFZZ	5365-01-571-5915	535V1	0147010668-00	SPACER, 2.....	1
13	PAFZZ	5365-01-571-5918	535V1	0147010669-00	SPACER, 3.....	1
14	PAFZZ	5365-01-571-6161	535V1	0147010937-00	SPACER.....	1
15	PAFZZ	5365-01-571-5908	535V1	0147010938-00	SPACER, STRAIGHT.....	1
					END OF FIGURE	

FIELD MAINTENANCE

GUN PORTS

Gun Ports - (CONTINUED)



B23P180100282

Figure 157. Gun Ports.

Gun Ports - (CONTINUED)

(1) ITEM NO.	(2) SMR CODE	(3) NSN	(4) CAGEC	(5) PART NUMBER	(6) DESCRIPTION AND USABLE ON CODE (UOC)	(7) QTY
					GROUP 1801 BODY, CAB, HOOD, AND HULL ASSEMBLIES	
					FIGURE Gun Ports. 157	
1	PAFZZ		535V1	0000650001-00	PORT, GUN HOLE, RIGHT	1
1	PAFZZ		535V1	0000650002-00	PORT, GUN HOLE, LEFT	1
2	PAFZZ		535V1	0147040433-00	COVER, GUN PORT, RIGHT	1
2	PAFZZ		535V1	0147040434-00	COVER, GUN PORT, LEFT	1
3	PAFZZ				SCREW, MACHINE	2
					END OF FIGURE	

FIELD MAINTENANCE

BELLY DEFLECTOR

Belly Def ector - (CONTINUED)

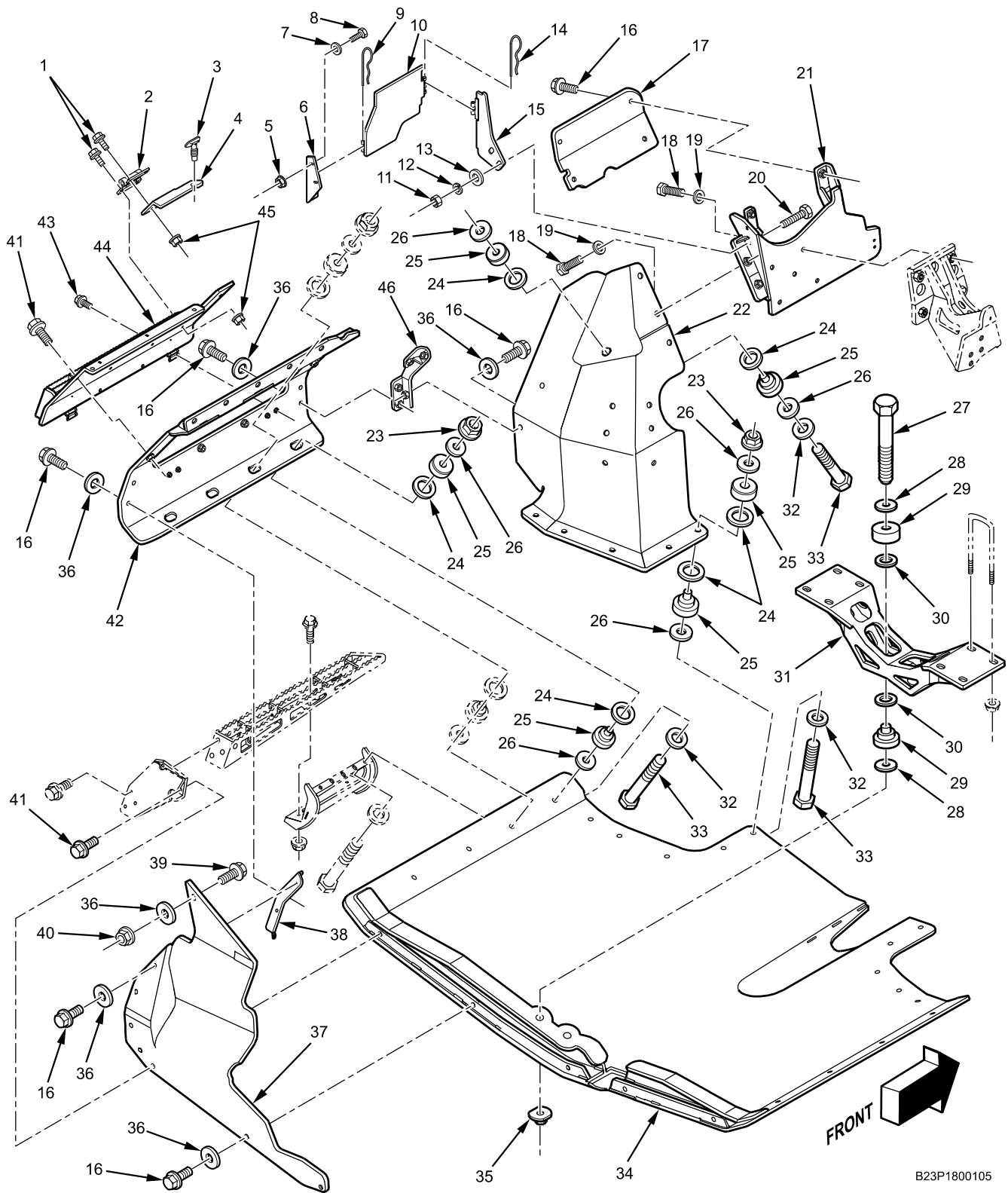
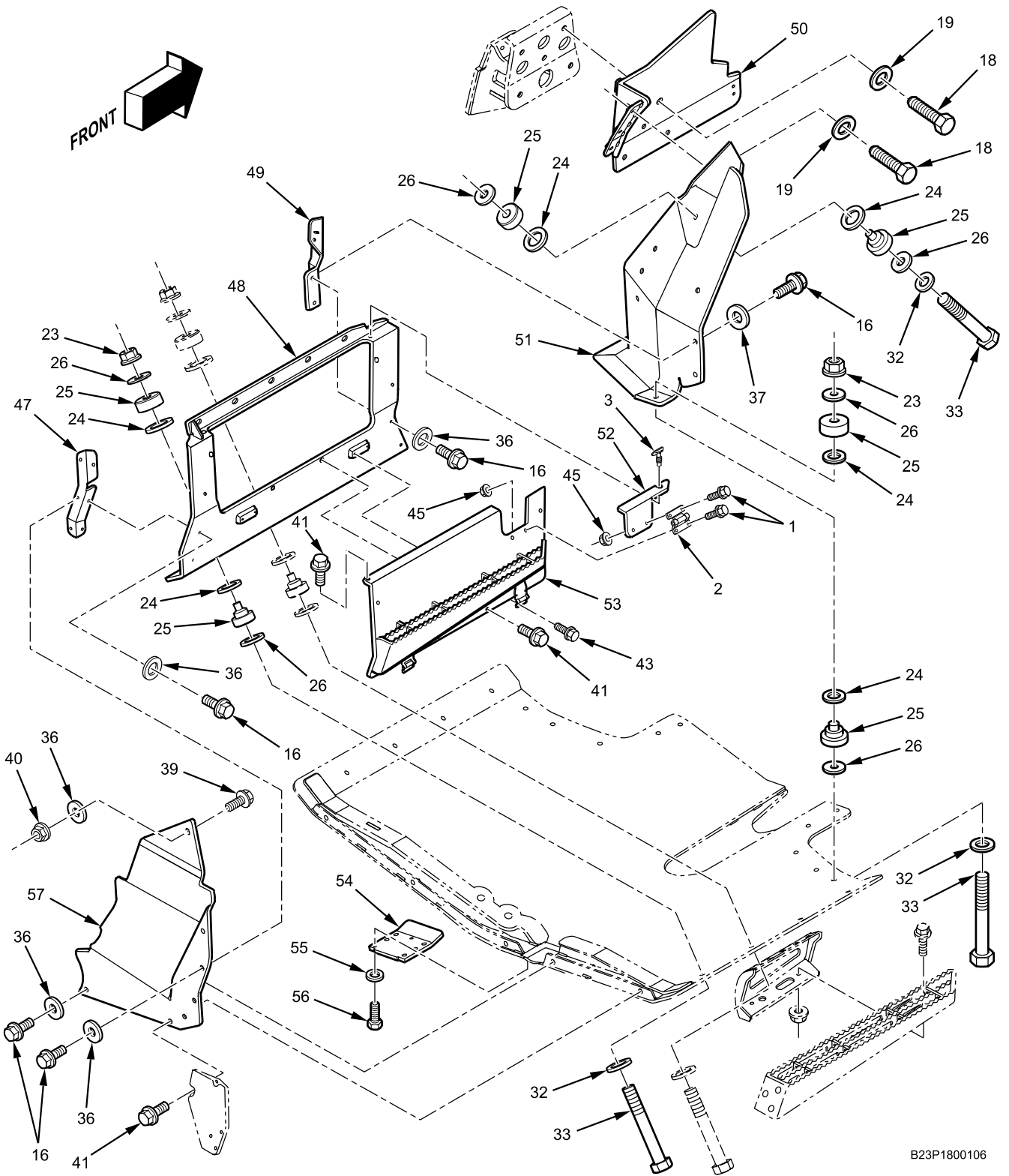


Figure 158. Belly Def ector (Sheet 1 of 3).

Belly Def ector - (CONTINUED)



B23P1800106

Belly Def ector - (CONTINUED)

Figure 158. Belly Def ector (Sheet 2 of 3).

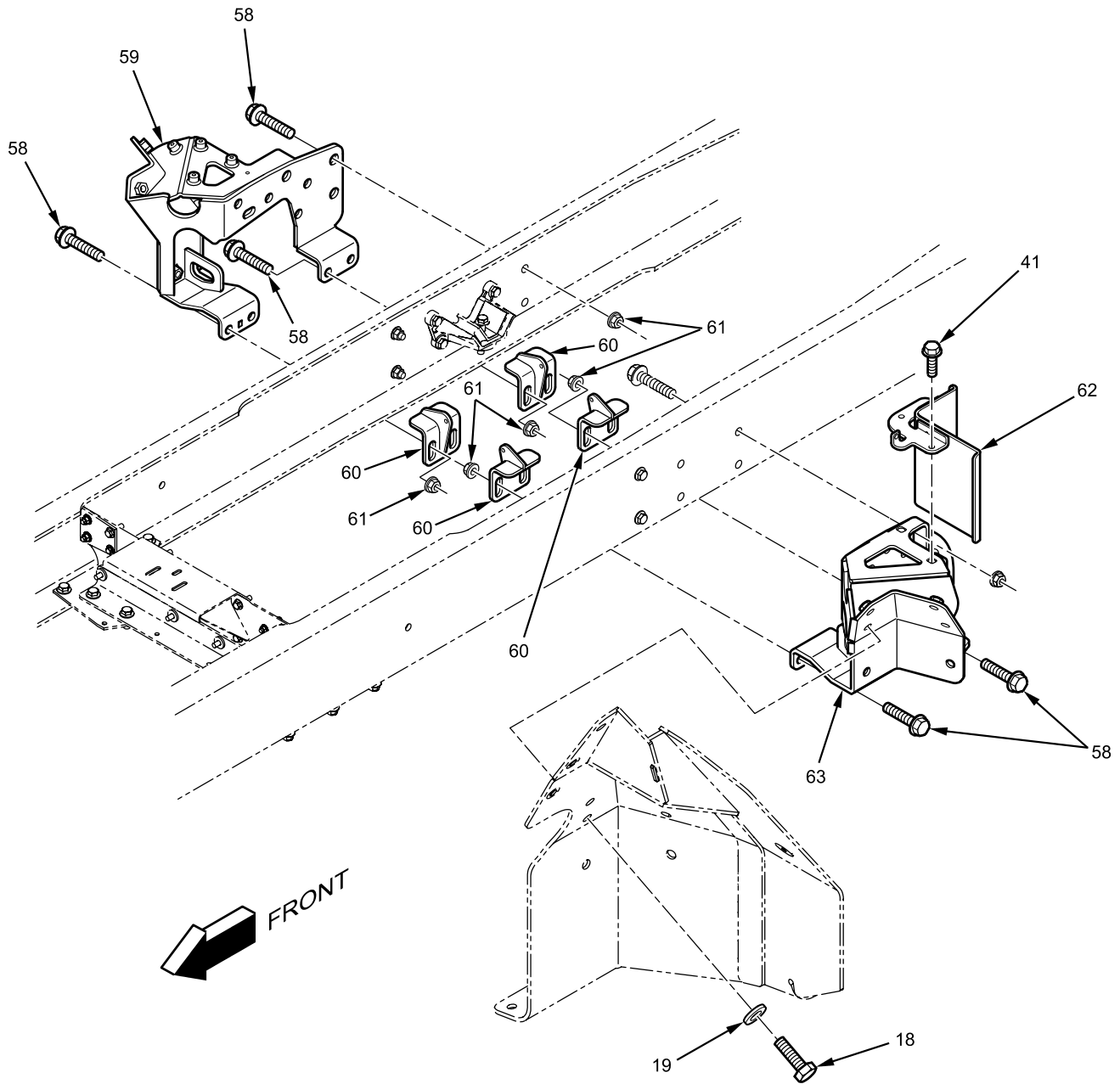


Figure 158. Belly Def ector (Sheet 3 of 3).

Belly Def ector - (CONTINUED)

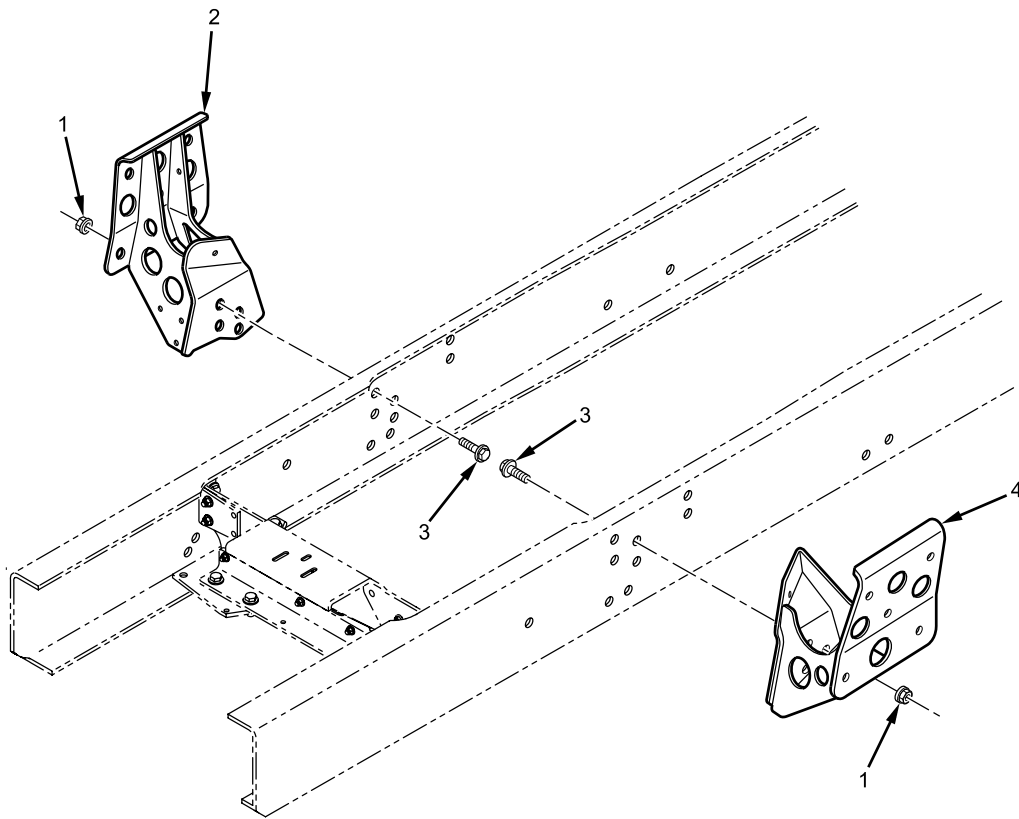
(1) ITEM NO.	(2) SMR CODE	(3) NSN	(4) CAGEC	(5) PART NUMBER	(6) DESCRIPTION AND USABLE ON CODE (UOC)	(7) QTY
					GROUP 1801 BODY, CAB, HOOD, AND HULL ASSEMBLIES FIGURE Belly Def ector 158	
1	PAFZZ	5305-01-555-4991	338X5	3821149C1	BOLT, HEX FLANGE..... 1/4 - 20 X 3/4 IN.	8
2	PAFZZ	2510-01-556-5663	535V1	0147140428-00	HINGE.....	2
3	PAFZZ		338X5	3689918C1L	SPRING, FUEL CAP COVER LOCK ...	2
4	PAFZZ	5340-01-568-6010	535V1	0147140854-00	FUEL COVER, LEFT	1
5	PAFZZ	5310-01-242-0406	338X5	25519R1	NUT	2
6	PAFZZ				1/4 - 20 ARMOR, PDC, RH	1
7	PAFZZ	5310-01-361-8386	338X5	25707R1	WASHER, FLAT	2
8	PAFZZ	5306-01-242-1078	338X5	25483R1	1/4-IN. BOLT, HEX	2
9	PAFZZ	5315-00-011-9206	338X5	119206	1/4 - 20 X 1 IN. PIN, COTTER	1
10	PAFZZ				3-1/2-IN. PDC ARMOR	1
11	PAFZZ	5310-01-078-7804	338X5	25522R1	NUT, HEX	2
12	PAFZZ	5305-01-567-1282	338X5	40253R1	3/8 - 16 WASHER, LOCK.....	2
13	PAFZZ	5310-01-584-3539	338X5	25724R1	3/8-IN. WASHER, FLAT	2
14	PAFZZ	5315-00-011-9466	24617	119466	3/8-IN. PIN, COTTER	1
15	PAFZZ				4-IN. ARMOR, PDC, LH.....	1
16	PAFZZ	5306-01-556-6401	0Y3H3	19957	BOLT, HEX FLANGE.....	25
17	PAFZZ	2510-01-568-6100	535V1	0148057728-00	1/2 - 13 X 1-1/2 IN. ARMOR, ENGINE SIDE, UPPER	1
18	PAFZZ	5306-01-556-6465	0Y3H3	14361	BOLT, HEX	33
19	PAFZZ	5310-01-556-5386	0Y3H3	11101377	3/4 - 10 X 2 IN. WASHER, FLAT	33
20	PAFZZ	5306-01-242-5778	338X5	140483H	BOLT, HEX FLANGE.....	2
21	PAFZZ	9535-01-556-5649	535V1	0147050876-00	3/8 - 16 X 1-1/4 IN. ARMOR, ENGINE SIDE, LEFT	1
22	PAFZZ	2520-01-556-5651	535V1	0147050844-00	WHEEL DEFLECTOR, LEFT	1
23	PAFZZ	5310-01-556-6480	0Y3H3	0167013	NUT, FLANGE	14
24	PAFZZ	5310-01-556-5757	535V1	0147140446-00	LOCKNUT WASHER, FLAT	32
25	PCFZZ	2590-01-568-6367	535V1	5340000458-00	BUSHING, SMALL (SET).....	16
26	PAFZZ	5310-01-556-5760	535V1	0147147394-00	WASHER, FLAT	32

Belly Def ector - (CONTINUED)

(1) ITEM NO.	(2) SMR CODE	(3) NSN	(4) CAGEC	(5) PART NUMBER	(6) DESCRIPTION AND USABLE ON CODE (UOC)	(7) QTY
27	PAFZZ	5306-01-556-6466	0Y3H3	14423	BOLT, HEX CAP..... 7/8 - 9 X 5 IN.	7
28	PAFZZ	5310-01-556-5761	535V1	0147147395-00	WASHER, FLAT.....	4
29	PCFZZ	5340-01-583-8587	338X5	3832097C1L	INSULATOR, LARGE (SET).....	2
30	PAFZZ	5310-01-556-5758	535V1	0147140463-00	WASHER, FLAT.....	4
31	PAFZZ	2590-01-568-6461	535V1	0147140425-00	BELLY BRACKET.....	1
32	PAFZZ	5310-01-556-5386	0Y3H3	11101377	WASHER, FLAT.....	14
33	PAFZZ	5306-01-556-6463	0Y3H3	14371	BOLT, HEX..... 3/4 - 10 X 4-1/2 IN.	14
34	PAFZZ	2510-01-556-5630	535V1	0147140842-00	BELLY DEFLECTOR, PAN.....	1
35	PAFZZ	5310-01-556-5645	535V1	0147140427-00	PLATE BELLY.....	2
36	PAFZZ	5310-01-556-4666	0Y3H3	33227	WASHER, FLAT.....	27
37	PAFZZ	2510-01-568-6085	535V1	0147140848-00	REAR BELLY, LEFT.....	1
38	PAFZZ	2590-01-568-6510	535V1	0147140422-00	BRACKET, LEFT REAR.....	1
39	PAFZZ	5306-01-556-6477	338X5	3821092C1	BOLT, HEX FLANGE..... 1/2 - 13 X 2-1/2 IN.	2
40	PAFZZ	5310-01-555-4990	338X5	3821119C1	NUT, PLAIN, HEXAGON.....	2
41	PAFZZ	5306-01-556-6476	0Y3H3	19805	BOLT, HEX FLANGED.....	14
42	PAFZZ	2590-01-556-5637	535V1	0147140850-00	1/2 - 13 X 1 IN. SIDE BELLY, LEFT.....	1
43	PAFZZ	5306-01-556-6472	535V1	5310000434-00	BOLT, MACHINE.....	8
44	PAFZZ	2510-01-568-6876	535V1	0147140852-00	1/4 - 20 X 1 IN. SIDE BELLY, FUEL TANK DOOR, LEFT.....	1
45	PAFZZ	5310-01-555-4987	338X5	3821116C1	NUT, LOCK.....	8
46	PAFZZ	5340-01-556-5635	535V1	0147140424-00	1/4 - 20 TPI. BRACKET, LEFT FRONT.....	1
47	PAFZZ	5340-01-556-5634	535V1	0147140421-00	BRACKET, RIGHT REAR.....	1
48	PAFZZ	2590-01-556-5638	535V1	0147140849-00	SIDE BELLY, BATTERY BOX DOOR, RIGHT.....	1
49	PAFZZ	5340-01-556-5636	535V1	0147140423-00	BRACKET, RIGHT FRONT.....	1
50	PAFZZ	9535-01-556-5650	535V1	0147050845-00	ARMOR, ENGINE SIDE, RIGHT.....	1
51	PAFZZ	2520-01-556-5652	535V1	0147050843-00	WHEEL DEFLECTOR, RIGHT.....	1
52	PAFZZ	5340-01-568-6011	535V1	0147140853-00	FUEL COVER, RIGHT.....	1
53	PAFZZ	2510-01-556-5640	338X5	3689915C1L	SIDE BELLY, DOOR RIGHT.....	1
54	PAFZZ	2510-01-568-6087	338X5	3689919C1L	REAR OVERLAP BELLY.....	1
55	PAFZZ	5310-01-574-9933	338X5	28423R1	WASHER, FLAT.....	7
56	PAFZZ	5306-01-360-1125	24617	455000	BOLT, HEX HEAD..... 1/2 - 13 X 1-1/4 IN.	7
57	PAFZZ	2510-01-568-6086	535V1	0147140847-00	REAR BELLY, RIGHT.....	1
58	PAFZZ	5306-01-556-5559	338X5	31087R1	BOLT, FLANGE HEAD..... M20 X 60 MM	15
59	PAFZZ	5340-01-568-6126	338X5	3827536C2L	BRACKET, WHEEL RIGHT.....	1
60	PAFZZ	5340-01-556-6418	535V1	0147140546-00	BRACE, WHEEL BRACKET.....	4
61	PAFZZ	5310-01-556-6511	338X5	40240R1	NUT, HEX..... M20 (LOCKNUT)	15
62	PAFZZ	5340-01-568-6260	338X5	3823397C1	GUARD, FUEL TANK ASSEMBLY.....	1
63	PAFZZ	5340-01-556-6419	535V1	3820433C3	BRACKET, WHEEL LEFT..... END OF FIGURE	1

FIELD MAINTENANCE
ENGINE ARMOR PLATE BRACKET

Engine Armor Plate Bracket - (CONTINUED)



B23P180100276

Figure 159. Engine Armor Plate Bracket.

Engine Armor Plate Bracket - (CONTINUED)

(1) ITEM NO.	(2) SMR CODE	(3) NSN	(4) CAGEC	(5) PART NUMBER	(6) DESCRIPTION AND USABLE ON CODE (UOC)	(7) QTY
					GROUP 1801 BODY, CAB, HOOD, AND HULL ASSEMBLIES	
					FIGURE Engine Armor Plate Bracket. 159	
1	PAFZZ	5310-01-556-6511	0Y3H3	90685	NUT, HEX.....	8
					M20 - 2.5	
2	PAFZZ	2590-01-556-6344	338X5	3819824C5L	BRACKET, MOUNTING RIGHT	1
3	PAFZZ	5306-01-556-5559	338X5	31087R1	BOLT, FLANGE HEAD	8
					M20 - 2.5 X 60 MM	
4	PAFZZ	2590-01-556-6343	338X5	3819823C4L	BRACKET, MOUNTING LEFT	1
					END OF FIGURE	

FIELD MAINTENANCE
RIGHT SIDE CABIN DOOR ASSEMBLY

Right Side Cabin Door Assembly - (CONTINUED)

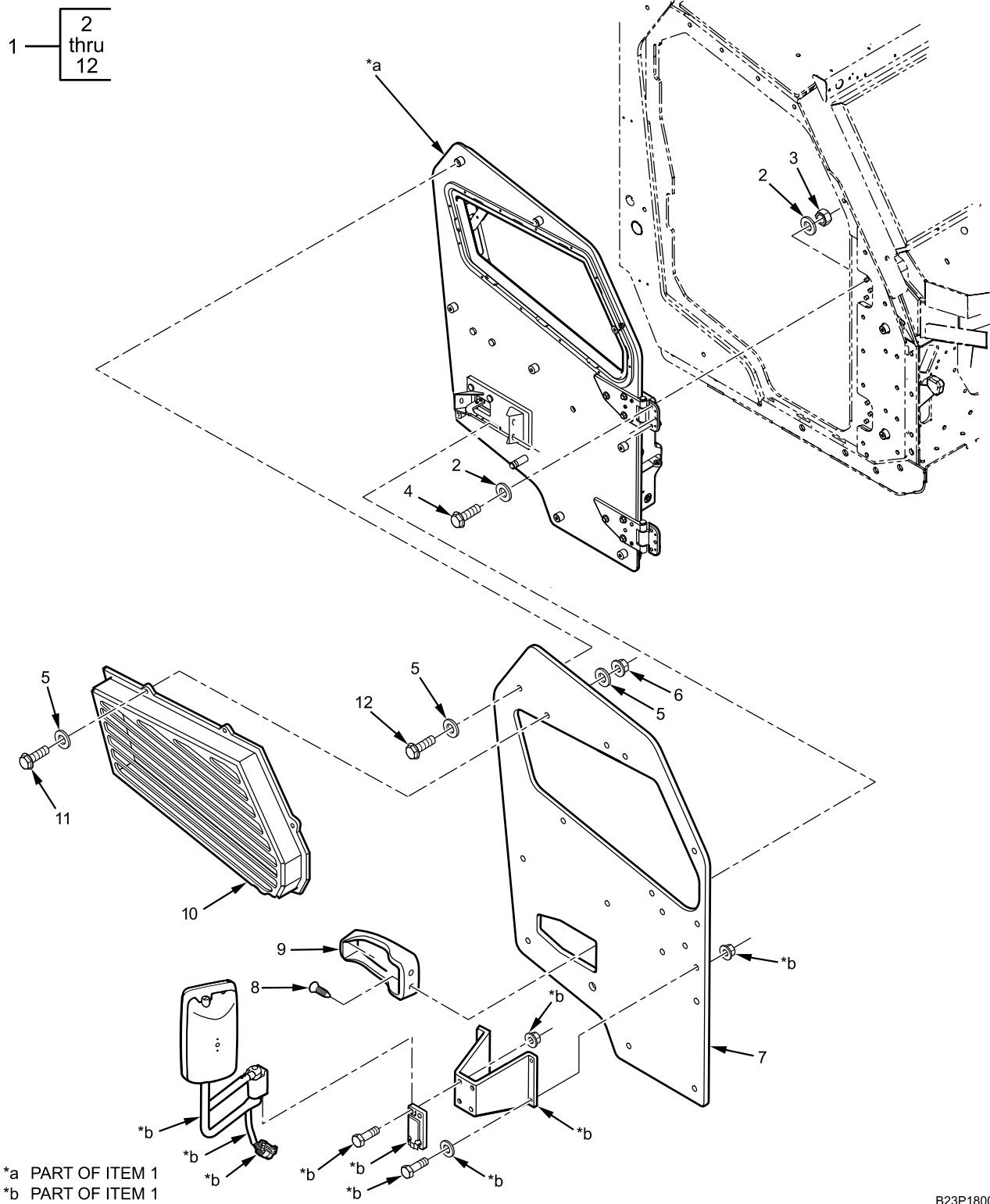


Figure 160. Right Side Cabin Door Assembly.

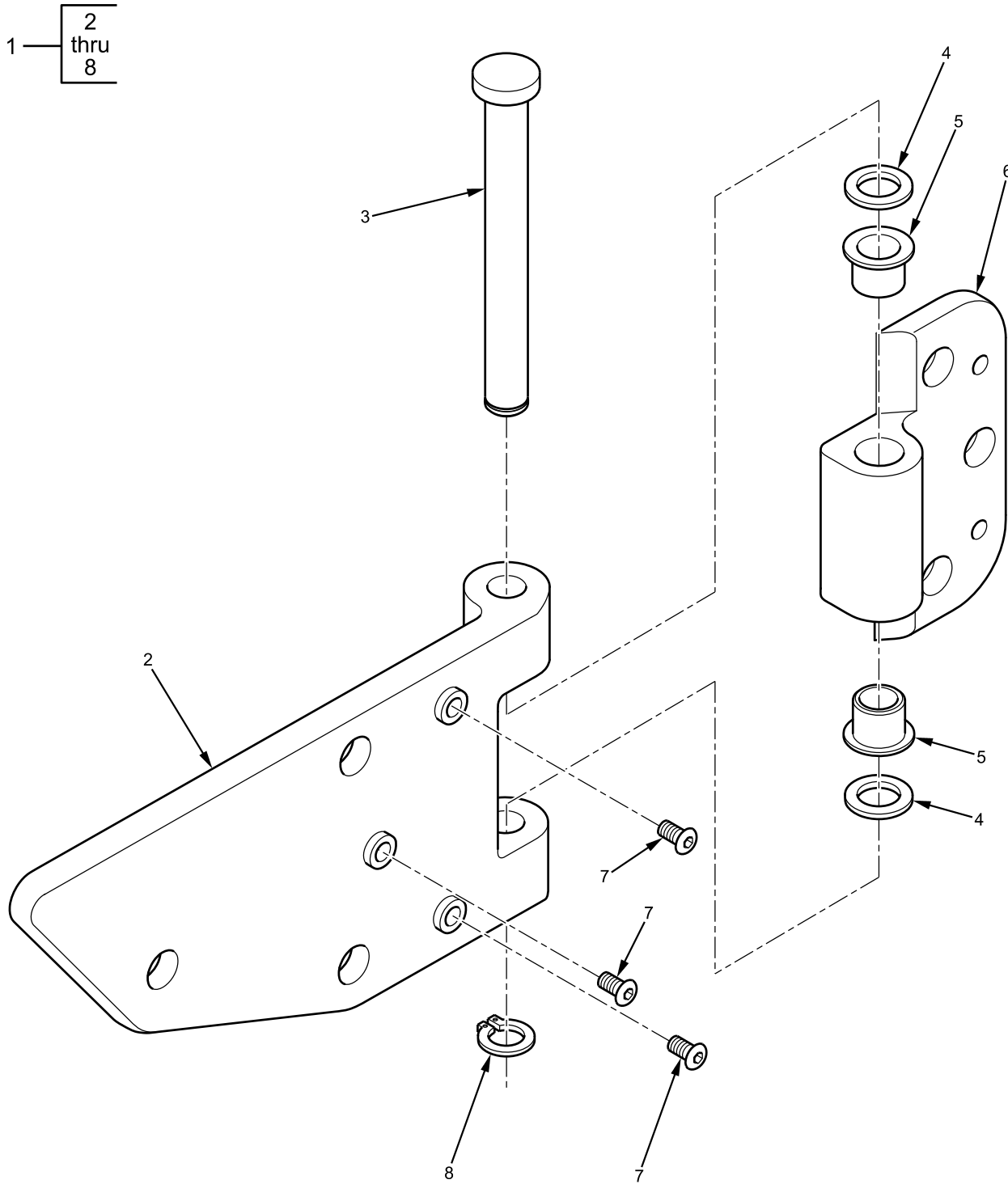
B23P1800095

Right Side Cabin Door Assembly - (CONTINUED)

(1) ITEM NO.	(2) SMR CODE	(3) NSN	(4) CAGEC	(5) PART NUMBER	(6) DESCRIPTION AND USABLE ON CODE (UOC)	(7) QTY
					GROUP 1801 BODY, CAB, HOOD, AND HULL ASSEMBLIES	
					FIGURE Right Side Cabin Door 160 Assembly.	
1	PAFFF		338X5	3834949C91	DOOR, ASSEMBLY	1
					RIGHT	
2	PAFZZ	5310-01-189-8385	338X5	25710R1	. WASHER, FLAT	12
					1/2-IN.	
3	PAFZZ	5310-01-555-4990	338X5	3821119C1	. NUT, HEXAGON, LOCK, FLANGED..	6
					1/2 - 13 TPI.	
4	PAFZZ	5306-01-556-6477	338X5	3821092C1	. BOLT, HEXAGON, FLANGED.....	6
					1/2 - 13 X 2-1/2 IN.	
5	PAFZZ	5310-01-584-3539	338X5	25724R1	. WASHER, FLAT	18
					3/8-IN.	
6	PAFZZ	5310-01-008-6782	81205	BACN10WL6-16P	. NUT, SELF-LOCKING, HEXAGON	5
					3/8 - 16 TPI.	
7	PAFZZ	2590-01-566-3484	338X5	3825437C1L	. PANEL, ARMOR	1
8	PAFZZ	5340-01-556-6122	5PBH6	M39-0630-10	. CLIP, RETAINING	3
					PINETREE FASTENER	
9	PAFZZ	2540-01-567-0398	338X5	3113693C1L	. HANDLE, DOOR COVER	1
10	PAFZZ	2510-01-567-1369	338X5	3830120C1L	. GUARD, RIOT PROTECTION	1
					RIGHT	
11	PAFZZ	5306-01-555-5144	0Y3H3	19933	. BOLT, MACHINE	5
					3/8 - 16 X 1-3/4 IN.	
12	PAFZZ	5310-01-555-4985	0Y3H3	19932	. BOLT, MACHINE	8
					3/8 - 16 X 1-1/4 IN.	
					END OF FIGURE	

FIELD MAINTENANCE
RIGHT SIDE DOOR HINGE ASSEMBLY

Right Side Door Hinge Assembly - (CONTINUED)



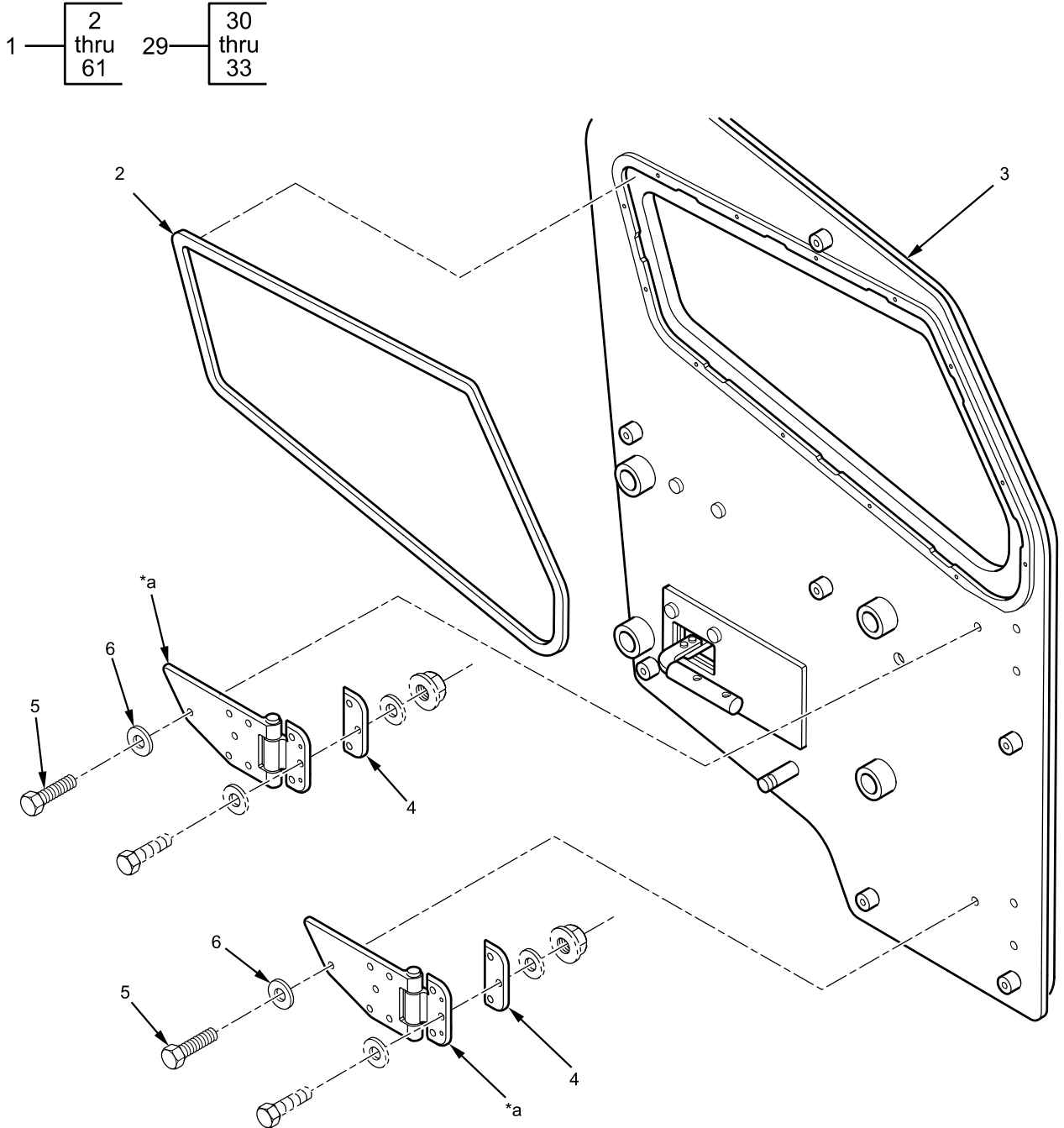
B23P180100314

Figure 161. Right Side Door Hinge Assembly.

Right Side Door Hinge Assembly - (CONTINUED)

(1) ITEM NO.	(2) SMR CODE	(3) NSN	(4) CAGEC	(5) PART NUMBER	(6) DESCRIPTION AND USABLE ON CODE (UOC)	(7) QTY
					GROUP 1801 BODY, CAB, HOOD, AND HULL ASSEMBLIES	
					FIGURE 161 Right Side Door Hinge Assembly.	
1	PAFFF	2510-01-564-0415	338X5	3683087C91L	HINGE, DOOR ASSEMBLY, RH	2
2	PAFZZ		338X5	3698897C1	. HINGE, DOOR, RH	1
3	PAFZZ		338X5	3698898C1	. PIN, DOOR HINGE	1
4	PAFZZ		338X5	3698900C1	. WASHER.....	2
					M14	
5	PAFZZ	5365-01-587-3308	338X5	3688899C1	. BUSHING, SLEEVE	2
					FLANGE	
6	PAFZZ		338X5	3708190C1	. HINGE, CAB SIDE	1
7	PAFZZ		338X5	30971R1	. SCREW.....	3
					M8 - 1.25 X 8 MM	
8	PAFZZ		338X5	3698901C1	. RING, RETAINER	1
					END OF FIGURE	

FIELD MAINTENANCE
RIGHT INNER CABIN DOOR ASSEMBLY

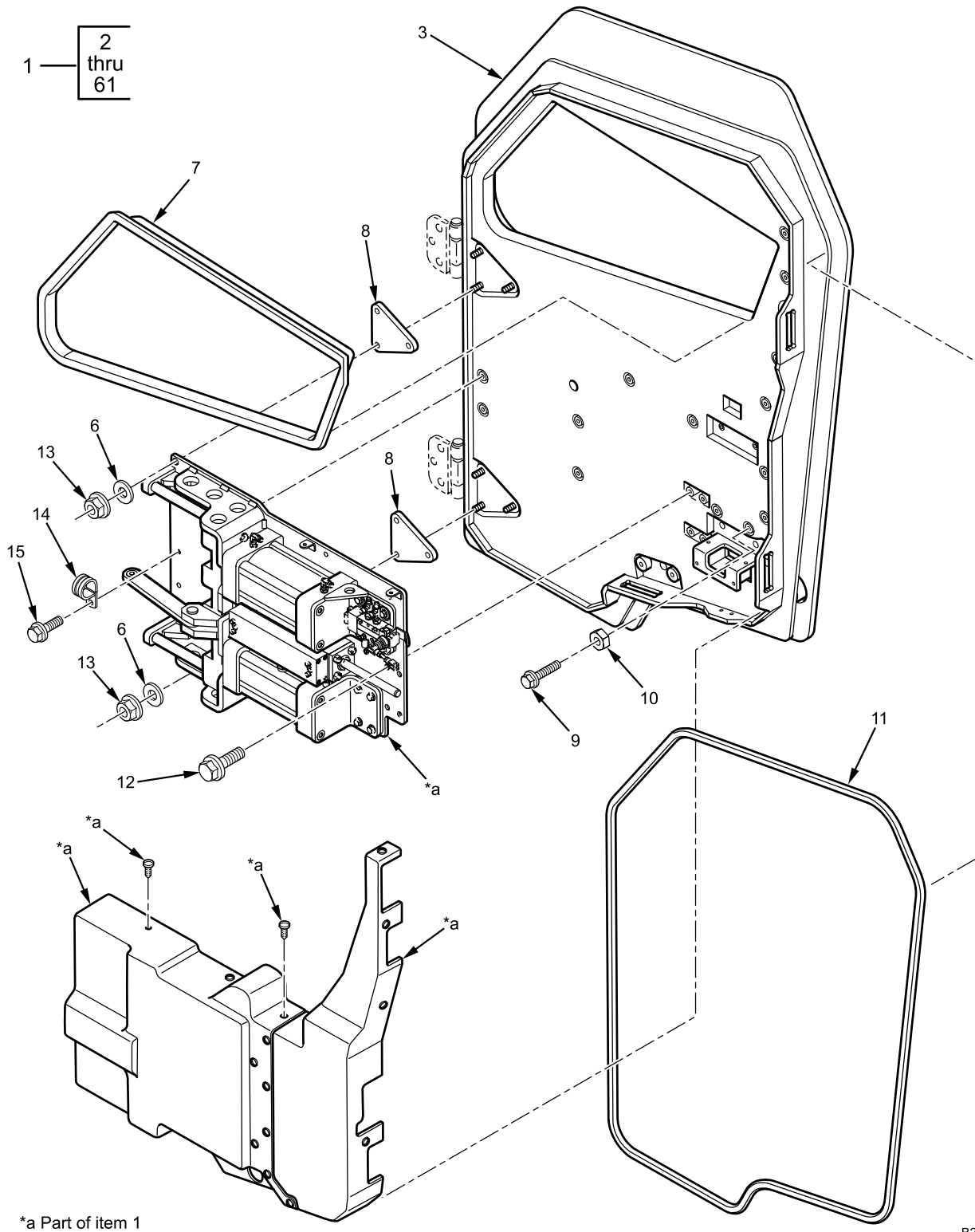


*a Part of item 1

B23P180100290

Figure 162. Right Inner Cabin Door Assembly (Sheet 1 of 4).

Right Inner Cabin Door Assembly - (CONTINUED)

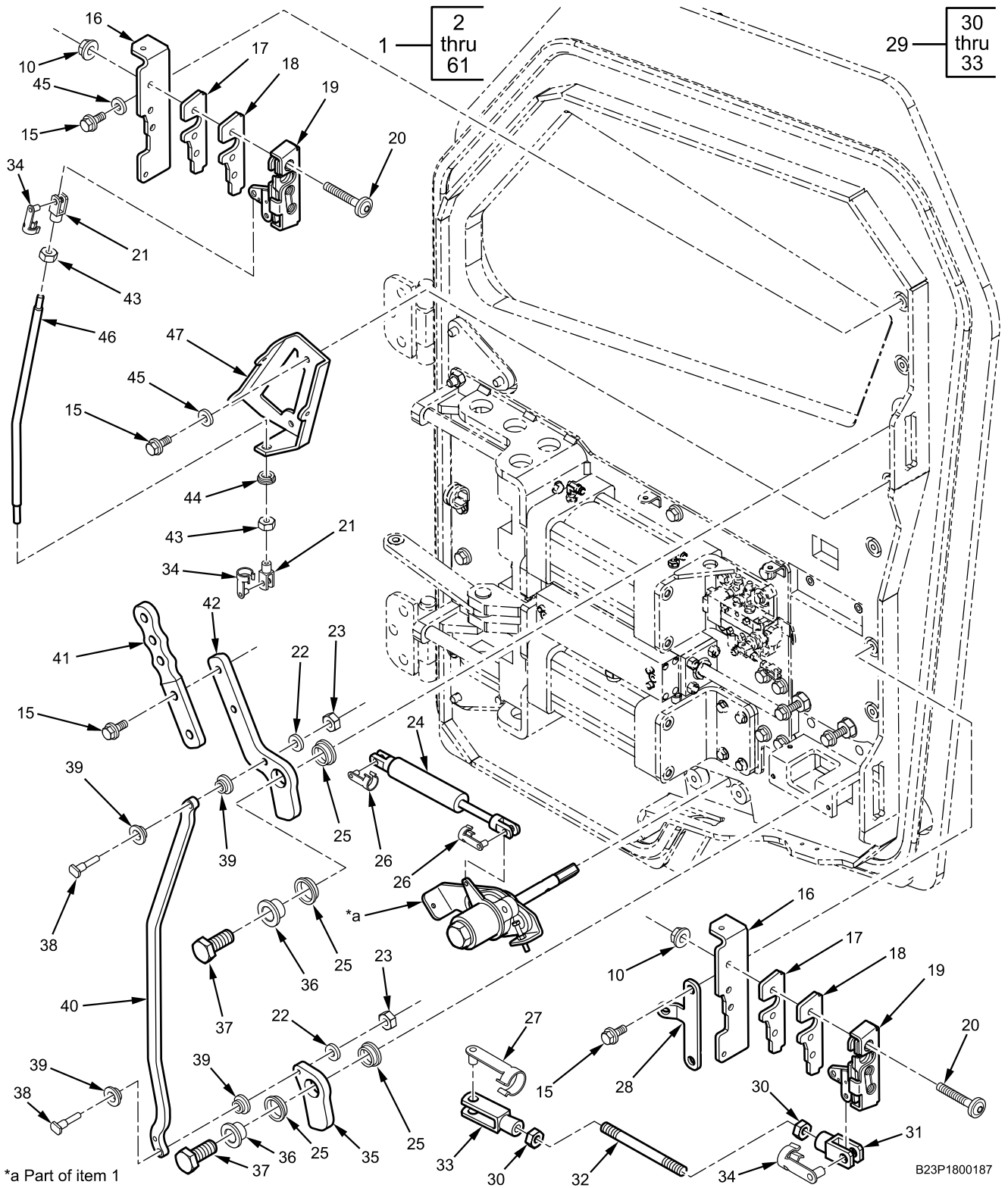


*a Part of item 1

B23P1800108

Figure 162. Right Inner Cabin Door Assembly (Sheet 2 of 4).

Right Inner Cabin Door Assembly - (CONTINUED)



Right Inner Cabin Door Assembly - (CONTINUED)

Figure 162. Right Inner Cabin Door Assembly (Sheet 3 of 4).

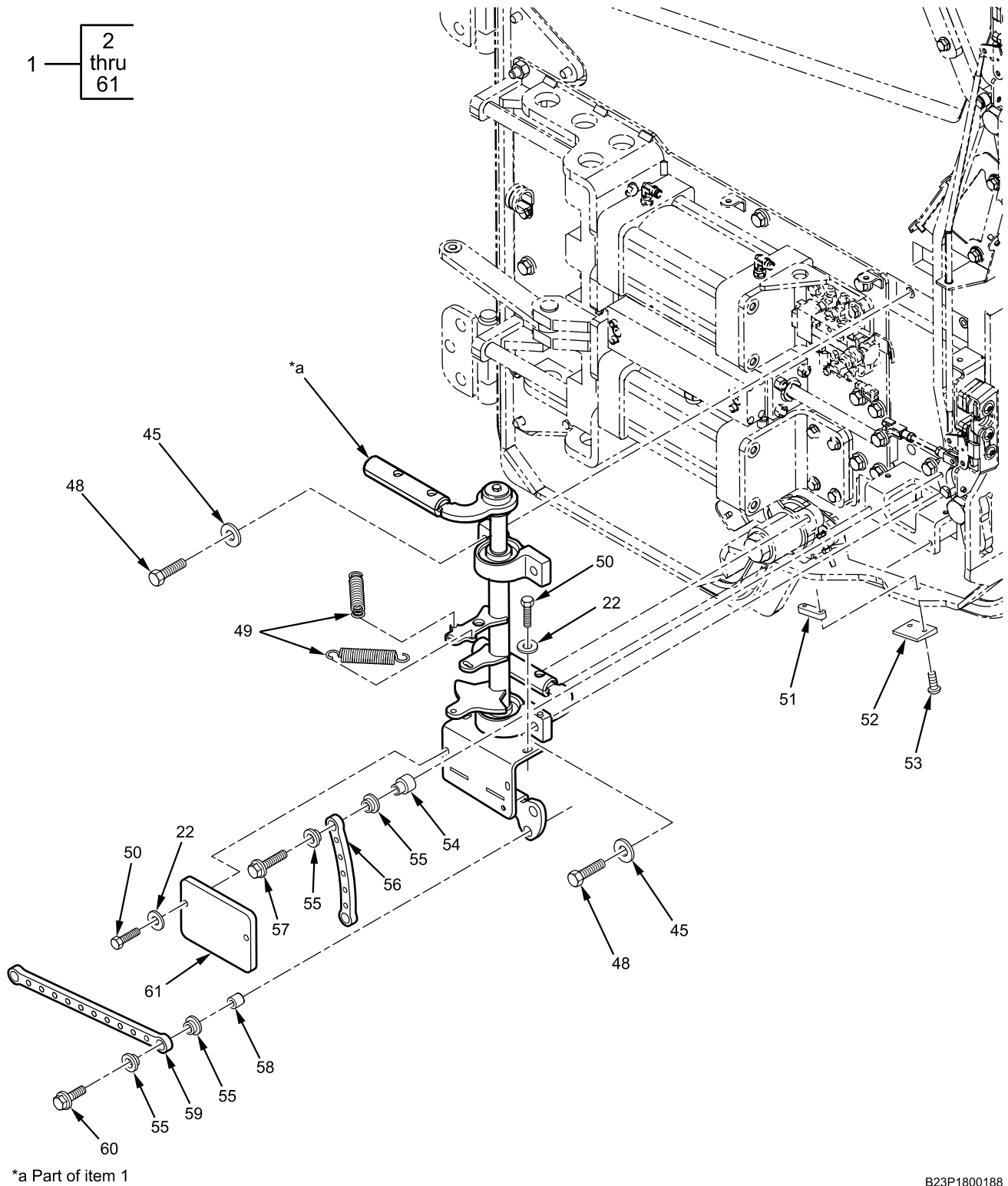


Figure 162. Right Inner Cabin Door Assembly (Sheet 4 of 4).

Right Inner Cabin Door Assembly - (CONTINUED)

(1) ITEM NO.	(2) SMR CODE	(3) NSN	(4) CAGEC	(5) PART NUMBER	(6) DESCRIPTION AND USABLE ON CODE (UOC)	(7) QTY
					GROUP 1801 BODY, CAB, HOOD, AND HULL ASSEMBLIES	
					FIGURE Right Inner Cabin Door 162 Assembly	
1	PAFFF	2510-01-566-4452	338X5	3683157C91L	DOOR ASSEMBLY, RH.....	1
2	MFFZZ		338X5	3693128C1X	. TAPE, TRIM, FOAM.....	1
					MAKE FROM TAPE, TRIM FOAM, CAGEC 338X5, PART NUMBER 3693128C1	
3	PAFZZ		338X5	3825455C1	. DOOR ASSEMBLY, RH.....	1
4	PAFZZ	5365-01-566-5966	338X5	3681776C1L	. SPACER.....	2
5	PAFZZ	5306-01-564-0414	338X5	236485R1	. BOLT.....	6
					1/2 - 13 X 2-1/4 IN.	
6	PAFZZ	5310-01-189-8385	338X5	25710R1	. WASHER, FLAT.....	8
					1/2-IN.	
7	PAFZZ	9330-01-567-1457	338X5	3683091C1L	. MOLDING, PLASTIC, RH.....	1
8	PAFZZ	5340-01-564-0370	338X5	3683146C1L	. BRACKET, INNER HINGE.....	2
9	PAFZZ	5306-01-556-6519	338X5	40249R1	. BOLT, MACHINE.....	2
					M8 - 1.25 X 40 MM	
10	PAFZZ	5310-01-556-5554	0Y3H3	40162	. NUT, HEXAGON, FLANGE.....	8
					M8 - 1.25	
11	PCFZZ		338X5	3683089C1	. DOOR SEAL, NONMETALLIC.....	1
12	PAFZZ	5306-01-564-0939	338X5	3566946C1	. BOLT, MACHINE.....	4
					M10 - 1.5 X 20 MM	
13	PAFZZ	5310-01-536-5720	0Y3H3	1136410	. NUT.....	2
					1/2 - 13 TPI.	
14	PAFZZ	5340-01-165-6979	338X5	299264C91	. CLAMP, CABLE.....	1
15	PAFZZ	5305-01-556-6006	338X5	3547776C1	. BOLT, HEX, FLANGE HEAD.....	12
					M8 - 1.25 X 20 MM	
16	PAFZZ	2590-01-567-1497	338X5	3683127C1L	. BRACKET, RH.....	2
17	PAFZZ	5365-01-567-0703	338X5	3681757C1L	. SPACER.....	2
18	PAFZZ	5365-01-567-0717	338X5	3681824C1L	. SPACER.....	2
19	PAFZZ	2540-01-522-3331	338X5	3683081C91L	. LOCK MECHANISM, ASSEMBLY, RH	2
20	PAFZZ	5305-01-567-0697	338X5	3578648C2	. SCREW, T40 TORX.....	6
					M8 - 1.25 X 53 MM	
21	PAFZZ	5340-01-567-0699	338X5	3681756C1L	. CLEVIS, ROD END.....	2
					M6	
22	PAFZZ	5310-01-556-5513	338X5	30325R1	. WASHER, FLAT.....	6
					M6	
23	PAFZZ	5310-01-564-0408	338X5	2035272C1	. NUT, SELF LOCKING.....	2
					M6 - 1.0	
24	PAFZZ	2510-01-567-1746	338X5	3683169C91	. ABSORBER, DAMPER ASSEMBLY, COMBAT LOCK.....	1
25	PAFZZ	3120-01-564-0424	338X5	3681772C1L	. BEARING, FLANGE.....	4

Right Inner Cabin Door Assembly - (CONTINUED)

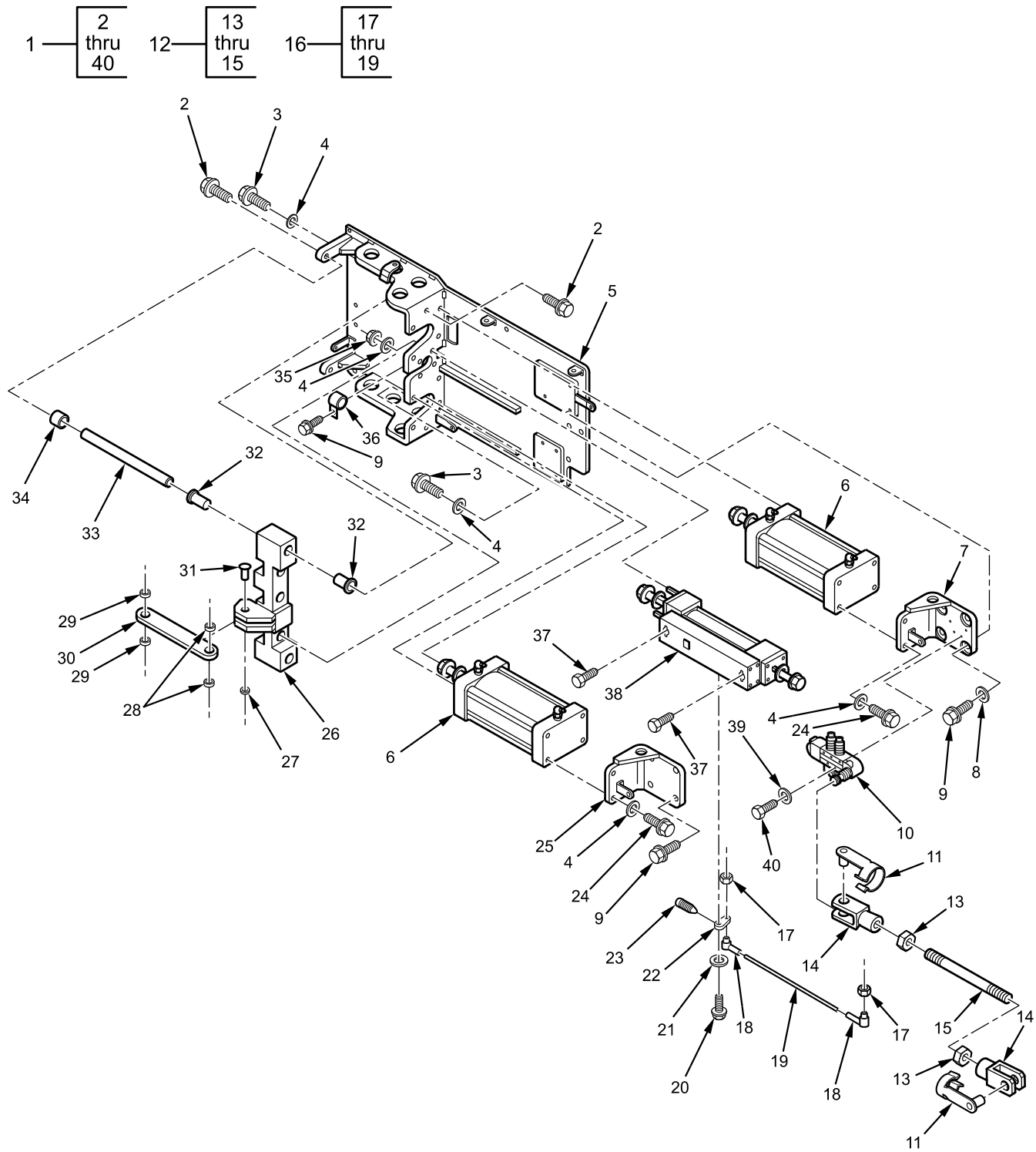
(1) ITEM NO.	(2) SMR CODE	(3) NSN	(4) CAGEC	(5) PART NUMBER	(6) DESCRIPTION AND USABLE ON CODE (UOC)	(7) QTY
26	PAFZZ				. PIN, CLEVIS	2
					M5 X 19 MM	
27	PAFZZ		338X5	3851760C1	. PIN, CLEVIS	1
					M6 X 35 MM	
28	PAFZZ	2590-01-567-1295	338X5	3683203C1L	. PLATE, RH.....	1
29	PAFFF	3040-01-567-1475	338X5	3683116C92L	. ROD, LOCK ASSEMBLY, RH.....	1
30	PAFZZ	5310-01-353-1895	338X5	30281R1	. NUT	2
					M6 - 1.0	
31	PAFZZ	5340-01-567-0699	338X5	3681756C1L	. CLEVIS, ROD END	1
					M6	
32	PAFZZ	5306-01-564-0323	338X5	3683120C1	. ROD, THREADED END	1
					M6	
33	PAFZZ	5340-01-564-0305	338X5	3683117C1L	. CLEVIS, ROD END	1
					M6	
34	PAFZZ	5315-01-564-0319	338X5	3683119C1L	. PIN, CLEVIS	3
					M6 X 23 MM	
35	PAFZZ	2540-01-567-0647	338X5	3681782C1L	. LOCK, RH	1
36	PAFZZ	5365-01-567-0656	338X5	3681783C2	. BUSHING.....	2
37	PAFZZ	5306-01-567-0370	338X5	25749R1	. BOLT, MACHINE	2
					3/4 - 16 X 1-1/2 IN.	
38	PAFZZ	5315-01-564-0385	338X5	3681769C1L	. PIN, SHOULDER HEAD	2
					M6	
39	PAFZZ	3120-01-564-0417	338X5	3681768C1L	. BEARING	4
40	PAFZZ	5340-01-567-0744	338X5	3681762C1L	. LEVER, LOCK CONTROL	1
41	PAFZZ	5340-01-564-0351	338X5	3683209C1L	. LOCK, HANDLE.....	1
42	PAFZZ	2540-01-567-1319	338X5	3683210C1L	. LOCK	1
43	PAFZZ	5310-01-353-1895	338X5	30281R1	. NUT.....	2
					M6	
44	PAFZZ	5340-01-567-0834	338X5	3681838C1L	. CLIP, CUSHIONED	1
45	PAFZZ	5310-01-567-0382	338X5	30183R1	. WASHER, FLAT	8
					M8	
46	PAFZZ	3040-01-567-0733	338X5	3681760C1L	. ROD, LOCK	1
47	PAFZZ	5340-01-567-1900	338X5	3683124C91L	. ROD HOLDER ASSEMBLY, RH	1
48	PAFZZ	5305-01-567-1282	338X5	40253R1	. SCREW.....	4
					M8 - 1.25 X 25 MM	
49	PAFZZ	5360-01-564-0297	338X5	3683150C1L	. SPRING	2
50	PAFZZ	5305-01-564-0955	0Y3H3	0153964	. BOLT, HEXAGON.....	4
					M6 - 1.0 X 25 MM	
51	PAFZZ	5340-01-567-0953	338X5	3682179C2L	. BLOCK, STOP	1
52	PAFZZ	2590-01-566-5965	338X5	3681792C1L	. STOP, DOOR CHECK.....	1
53	PAFZZ	5305-01-567-0704	338X5	3681823C1L	. SCREW.....	2
					M6 - 1.0 X 16 MM	
54	PAFZZ	5365-01-567-0680	338X5	3681817C1L	. BUSHING.....	2
55	PAFZZ	3120-01-567-0788	338X5	3681774C1L	. BEARING	8
56	PAFZZ	5340-01-567-0784	338X5	3681773C1L	. LEVER	1
57	PAFZZ	5306-01-564-0406	0Y3H3	0161884	. BOLT, HEXAGON, FLANGE	2
					M8 - 1.25 X 35 MM	
58	PAFZZ	5365-01-567-0689	338X5	3681832C1L	. BUSHING, LEVER.....	2

Right Inner Cabin Door Assembly - (CONTINUED)

(1) ITEM NO.	(2) SMR CODE	(3) NSN	(4) CAGEC	(5) PART NUMBER	(6) DESCRIPTION AND USABLE ON CODE (UOC)	(7) QTY
59	PAFZZ	5340-01-567-0792	338X5	3681775C1L	. LEVER	1
60	PAFZZ	5306-01-556-6524	0Y3H3	0161882	. BOLT, HEXAGON, FLANGE	2
					M8 - 1.25 X 25 MM	
61	PAFZZ	5340-01-567-0801	338X5	3681778C1L	. COVER	1
					END OF FIGURE	

FIELD MAINTENANCE
RIGHT DOOR ACTUATOR ASSEMBLY

Right Door Actuator Assembly - (CONTINUED)



B23P1800126

Figure 163. Right Door Actuator Assembly.

Right Door Actuator Assembly - (CONTINUED)

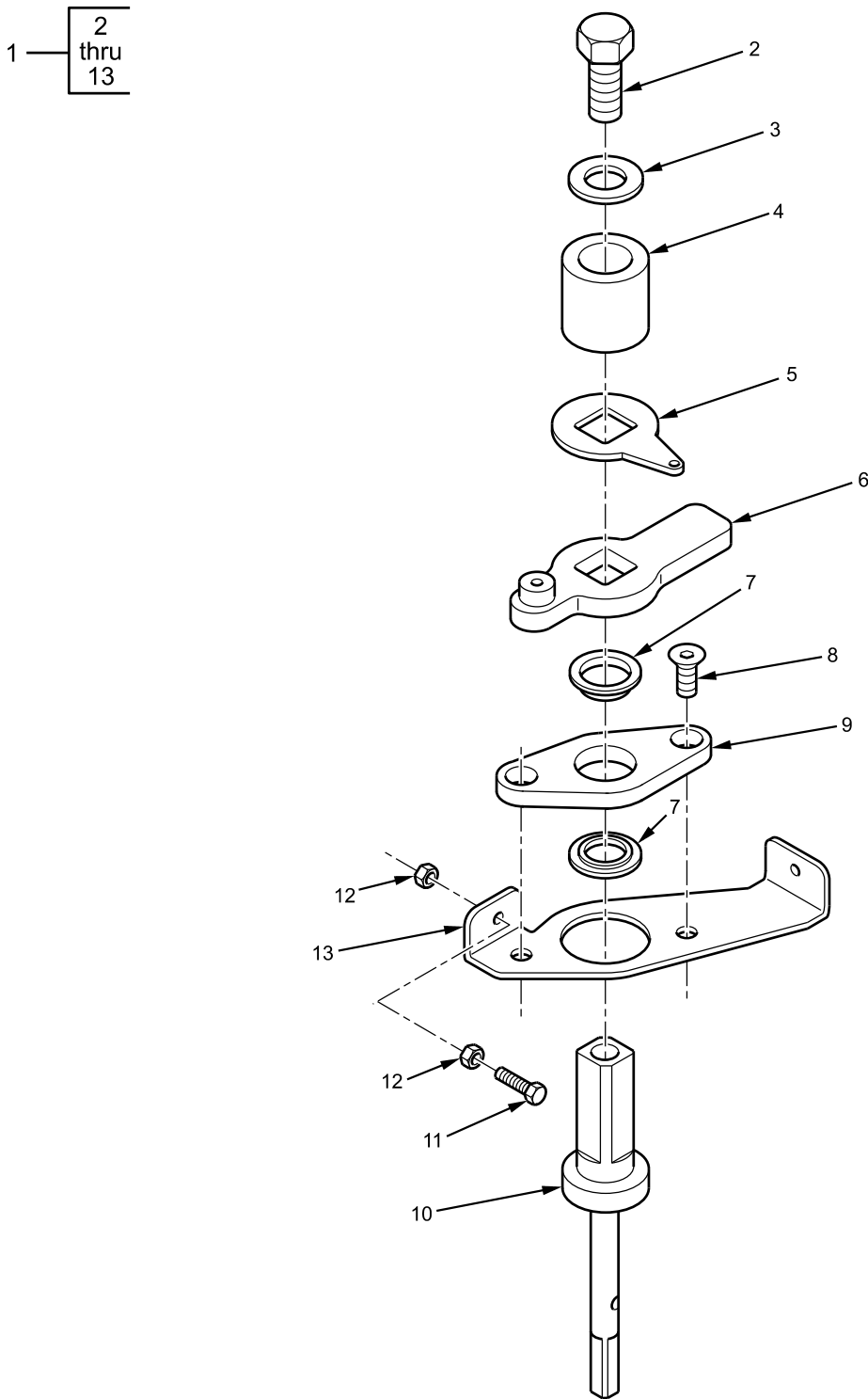
(1) ITEM NO.	(2) SMR CODE	(3) NSN	(4) CAGEC	(5) PART NUMBER	(6) DESCRIPTION AND USABLE ON CODE (UOC)	(7) QTY
					GROUP 1801 BODY, CAB, HOOD, AND HULL ASSEMBLIES	
					FIGURE Right Door Actuator 163 Assembly.	
1	PAFFF	3040-01-564-0366	338X5	3683201C91L	ACTUATION ASSEMBLY, RH.....	1
2	PAFZZ	5306-01-564-0406	0Y3H3	161884	. BOLT, HEX FLANGE.....	4
					M8 - 1.25 X 35 MM	
3	PAFZZ	5305-01-564-0331	0Y3H3	18107	. BOLT, HEX.....	8
					3/8 - 24 X 1-1/4 IN.	
4	PAFZZ	5310-01-065-2596	0Y343	331155	. WASHER.....	16
					3/8-IN.	
5	PAFZZ	5340-01-567-1740	338X5	3683161C91L	. BRACKET ASSEMBLY, RH.....	1
6	PAFZZ	2540-01-564-0336	338X5	3683128C91L	. CYLINDER ASSEMBLY.....	2
7	PAFZZ	3040-01-567-1217	338X5	3683189C91L	. SUPPORT, CYLINDER, UPPER.....	1
8	PAFZZ	5310-01-094-2890	338X5	25552R1	. WASHER, FLAT.....	4
					5/16-IN.	
9	PAFZZ	5305-01-556-6006	338X5	3547776C1	. BOLT, HEX, FLANGE HEAD.....	9
					M8 - 1.25 X 20 MM	
10	PAFZZ	2540-01-564-0318	338X5	3683185C91L	. VALVE, MANUAL.....	1
11	PAFZZ	5315-01-564-0319	338X5	3683119C1	. PIN, CLEVIS.....	2
					M6 X 23 MM	
12	PAFZZ	5340-01-564-0373	338X5	3681758C1L	. ROD, AIR, MANUAL.....	1
13	PAFZZ	5310-01-353-1895	338X5	30208R1	. NUT.....	2
					M6 - 1.0	
14	PAFZZ	5340-01-567-0699	338X5	3681756C1L	. CLEVIS, ROD END.....	2
					M6	
15	PAFZZ	5340-01-564-0373	338X5	3681758C1L	. ROD, THREADED END.....	1
					M6	
16	PAFFF	3040-01-564-0299	338X5	3683197C91L	. ROD ASSEMBLY.....	1
17	PAFZZ	5310-01-564-0408	338X5	2035272C1	. NUT, SELF-LOCKING.....	2
					M6 - 1.0	
18	PAFZZ		338X5	3683121C1	. BALL JOINT.....	2
19	XAFZZ		338X5	3683145C1	. THREADED ROD.....	1
20	PAFZZ	5306-00-687-7289	24617	443874	. SCREW, HEX HEAD.....	1
					#10 - 24 X 1/2 IN.	
21	PAFZZ	5310-01-556-5513	338X5	30325R1	. WASHER, FLAT.....	1
					M6	
22	PAFZZ	2510-01-564-0365	338X5	3683144C2L	. LOCK, ARM.....	1
23	PAFZZ	5305-01-564-0416	338X5	31038R1	. SCREW, SET.....	1
					M4	
24	PAFZZ	5305-01-564-0361	0Y3H3	18105	. BOLT.....	4
					3/8 - 24 X 1 IN.	
25	PAFZZ	3040-01-567-1263	338X5	3683191C91L	. SUPPORT, CYLINDER LOWER.....	1
26	PAFZZ	2940-01-564-0307	338X5	3683183C92L	. BLOCK, SLIDER ASSEMBLY, RH.....	1

Right Door Actuator Assembly - (CONTINUED)

(1) ITEM NO.	(2) SMR CODE	(3) NSN	(4) CAGEC	(5) PART NUMBER	(6) DESCRIPTION AND USABLE ON CODE (UOC)	(7) QTY
27	PAFZZ	5325-01-564-0437	338X5	3682169C1L	. RING, GUARD	1
28	PAFZZ	3130-01-564-0352	338X5	3681837C1L	. BEARING, FLANGE, LEVER.....	2
29	PAFZZ	3130-01-564-0360	338X5	3682172C1L	. BEARING, LEVER	2
30	PAFZZ	5340-01-564-0364	338X5	3683172C2L	. LEVER	1
31	PAFZZ	2940-01-564-0300	338X5	3683180C1L	. PIN, SLIDER	1
32	PAFZZ	3120-01-564-0439	338X5	3681826C2L	. BEARING, FLANGE.....	4
33	PAFZZ	5340-01-564-0345	338X5	3683171C1L	. ROD, SLIDE	2
34	PAFZZ	5340-01-564-0362	338X5	3681821C1L	. BUMPER, SLIDER ROD.....	2
35	PAFZZ	5310-01-553-3072	338X5	131186H	. NUT INSERT.....	4
					3/8 - 24 TPI.	
36	PAFZZ	5340-01-165-6979	338X5	299264C91	. CLAMP, CABLE, CUSHIONED.....	1
					1-IN. ID.	
37	PAFZZ		338X5	138204	. SCREW, HEX HEAD.....	4
					1/4 - 20 X 1-1/2 IN.	
38	PAFZZ	3040-01-567-1267	338X5	3683187C91L	. CYLINDER, HYDRAULIC, LOCK ASSEMBLY, RH.....	1
39	PAFZZ	5310-01-564-0407	0Y3H3	40219	. WASHER, FLAT	4
					M5	
40	PAFZZ	5305-01-564-0933	0Y3H3	39048	. BOLT, HEX HEAD	4
					M5 - 0.8 X 35 MM	
	MFFZZ		338X5	417196C3X120IN	. TUBE, BLACK NYLON	1
					1/4-IN. OD, MAKE FROM TUBE, BLACK NYLON, CAGEC 338X5, PART NUMBER 417196C3, LENGTH 120-IN.	
					END OF FIGURE	

FIELD MAINTENANCE
RIGHT COMBAT LOCK ASSEMBLY

Right Combat Lock Assembly - (CONTINUED)



B23P1800092

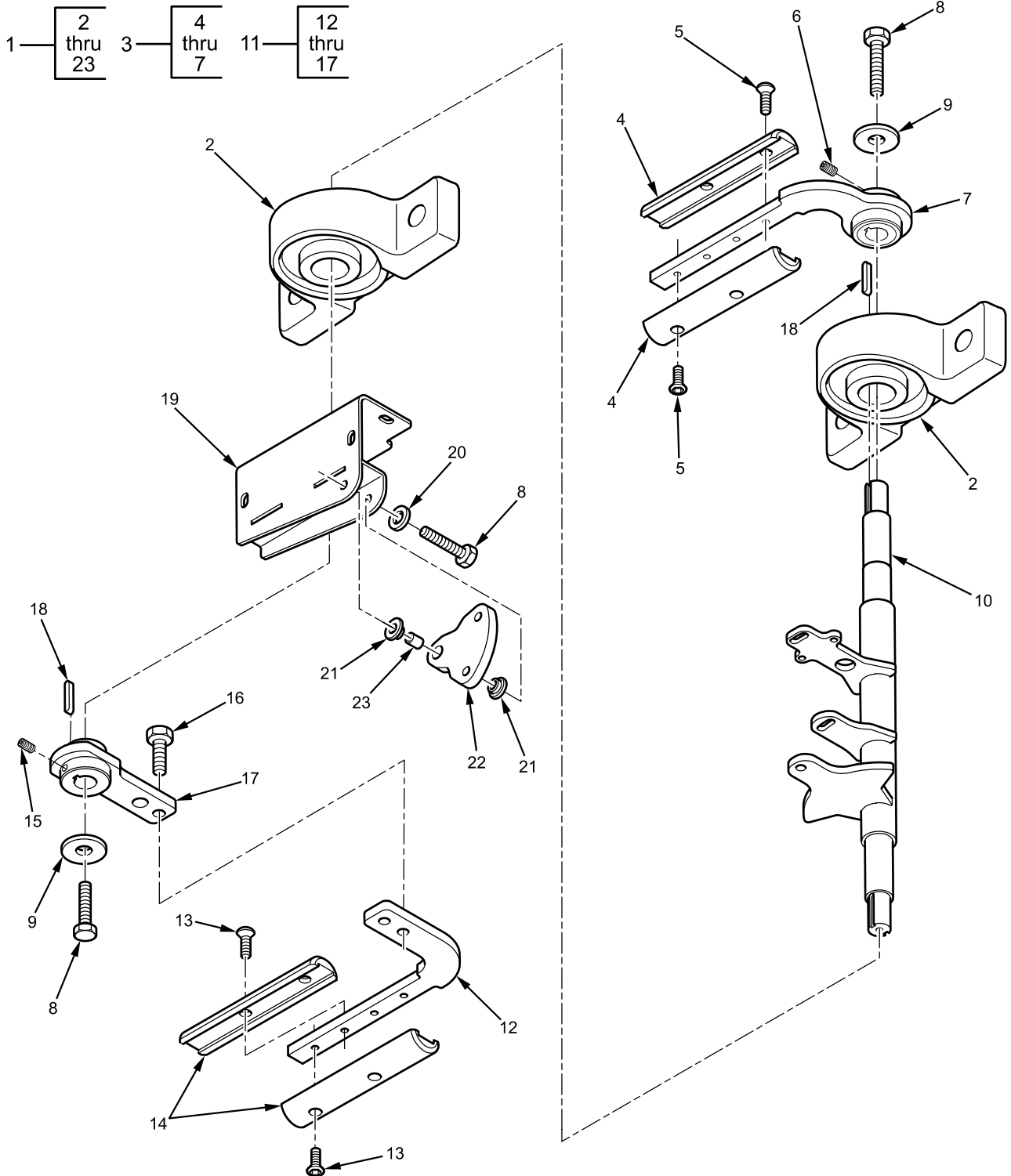
Figure 164. Right Combat Lock Assembly.

Right Combat Lock Assembly - (CONTINUED)

(1) ITEM NO.	(2) SMR CODE	(3) NSN	(4) CAGEC	(5) PART NUMBER	(6) DESCRIPTION AND USABLE ON CODE (UOC)	(7) QTY
					GROUP 1801 BODY, CAB, HOOD, AND HULL ASSEMBLIES	
					FIGURE Right Combat Lock 164 Assembly.	
1	PAFFP	2540-01-567-0933	338X5	3683075C93L	. LOCK ASSEMBLY, COMBAT.....	1
					RIGHT	
2	PAFZZ	5306-01-567-0370	338X5	25749R1	. BOLT, MACHINE.....	2
					3/4 - 16 X 1-1/2 IN.	
3	PAFZZ	5310-01-556-5386	0Y3H3	11101377	. WASHER, FLAT.....	1
					3/4-IN.	
4	PAFZZ	5365-01-564-0388	338X5	3683211C1L	. SPACER.....	1
5	PAFZZ	2590-01-564-0392	338X5	3681805C3L	. BRACKET.....	1
6	PAFZZ	2540-01-567-1420	338X5	3683077C92L	. LOCK.....	1
					RIGHT	
7	PAFZZ	3120-01-567-0746	338X5	3681835C1L	. BEARING, FLANGE.....	2
8	PAFZZ	5305-01-566-5967	338X5	3681822C1	. SCREW, COUNTER-SUNK.....	2
					M10 - 1.5 X 25 MM	
9	PAFZZ	5340-01-567-0669	338X5	3681806C1L	. PLATE, MOUNTING.....	1
10	PAFZZ	5355-01-564-0346	338X5	3681807C2L	. SHAFT, LOCK.....	1
11	PAFZZ		338X5	30208R1	. BOLT, HEXAGON HEAD.....	1
					M6 - 1.0 X 40 MM	
12	PAFZZ	5310-01-353-1895	338X5	30208R2	. NUT.....	2
					M6 - 1.0	
13	PAFZZ	2590-01-567-1463	338X5	3683093C1L	. BRACKET.....	1
					RIGHT	
					END OF FIGURE	

FIELD MAINTENANCE
RIGHT DOOR HANDLE ASSEMBLY

Right Door Handle Assembly - (CONTINUED)



B23P1800103

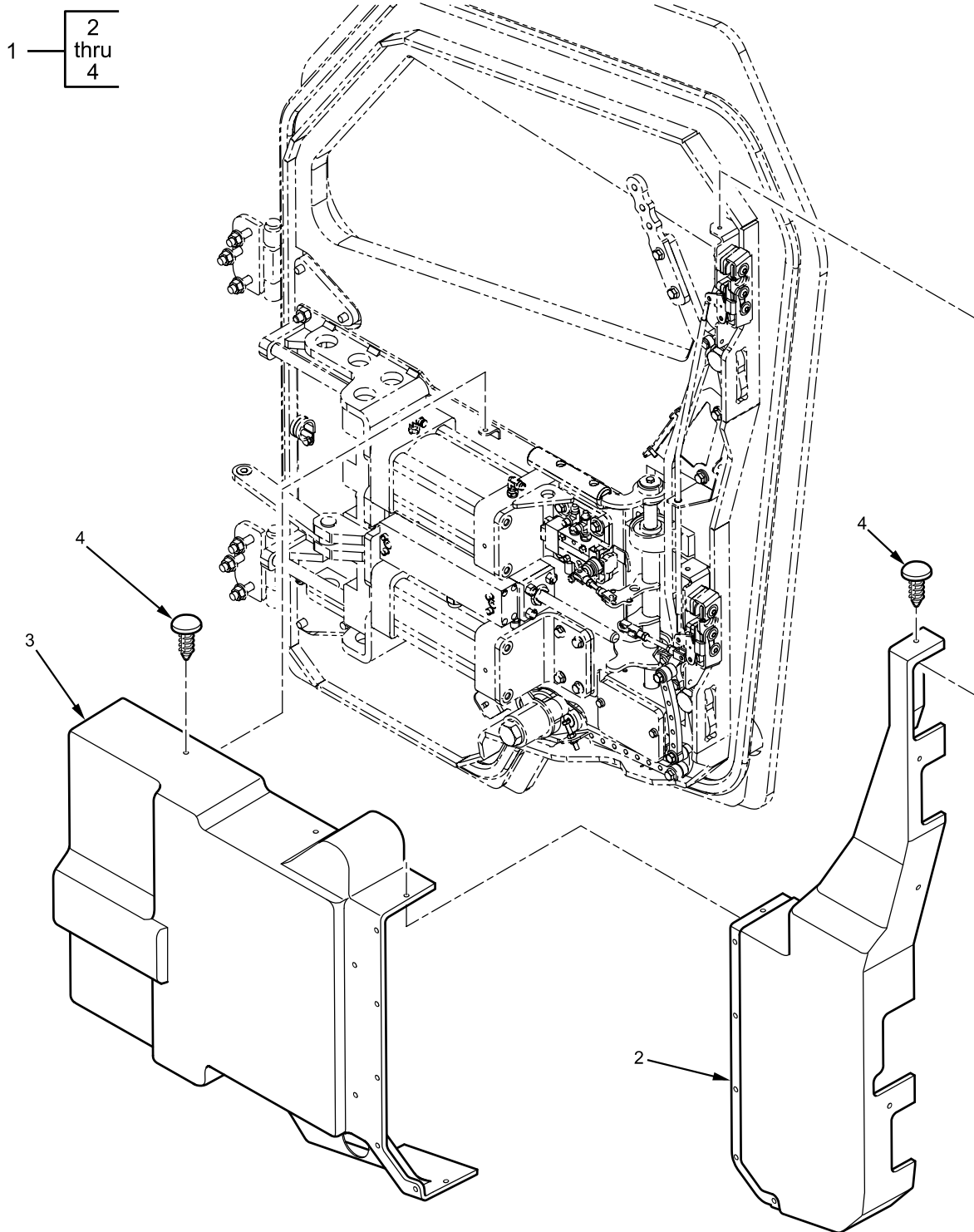
Figure 165. Right Door Handle Assembly.

Right Door Handle Assembly - (CONTINUED)

(1) ITEM NO.	(2) SMR CODE	(3) NSN	(4) CAGEC	(5) PART NUMBER	(6) DESCRIPTION AND USABLE ON CODE (UOC)	(7) QTY
					GROUP 1801 BODY, CAB, HOOD, AND HULL ASSEMBLIES FIGURE Right Door Handle Assembly. 165	
1	PAFFF	2540-01-564-0379	338X5	3683174C91L	HANDLE ASSEMBLY, RH.....	1
2	PAFZZ	3130-01-564-0322	338X5	3681830C1L	. BEARING ASSEMBLY	2
3	PAFFF	2540-01-564-0379	338X5	3682175C91L	. HANDLE, DOOR, RH.....	1
4	PAFZZ	5340-01-564-0372	338X5	3682178C1L	. COVER, DOOR HANDLE	2
5	PAFZZ	5305-01-564-0863	338X5	3531138C1	. SCREW, PAN HEAD	4
					M6 - 1.0 X 12 MM	
6	PAFZZ	5305-01-564-0416	338X5	31038R1	. SCREW, SET	1
					M4	
7	PAFZZ	2540-01-568-6285	338X5	3681815C91L	. HANDLE DOOR	1
8	PAFZZ	5305-01-564-0955	0Y3H3	0153964	. BOLT, HEX	3
					M8 - 1.25 X 25 MM	
9	PAFZZ	5310-01-564-0393	0Y3H3	33203	. WASHER, FLAT	2
					M6	
10	PAFZZ	2510-01-564-0349	338X5	3683136C91L	. SHAFT ASSEMBLY, RH.....	1
11	PAFFF	2540-01-564-0386	338X5	3682190C92L	. HANDLE, OUTSIDE DOOR, ASSEMBLY.....	1
12	PAFZZ	2940-01-564-0321	338X5	3683199C1	. HANDLE, DOOR OUTSIDE	1
13	PAFZZ	5305-01-564-0863	338X5	3531138C1	. SCREW, PAN HEAD	4
					M6 - 1.0 X 12 MM	
14	PAFZZ	5340-01-564-0372	338X5	3682178C1L	. COVER, DOOR HANDLE	2
15	PAFZZ	5305-01-564-0416	338X5	31038R1	. SCREW, SET	1
					M4	
16	PAFZZ	5306-01-562-9307	338X5	1658776C1	. BOLT, PREVAILING TORQUE	2
					5/16 - 18 X 3/4 IN.	
17	PAFZZ	5340-01-564-0304	338X5	3683198C92L	. PLATE, ASSEMBLY HANDLE.....	1
18	PAFZZ	5315-01-564-0419	338X5	3682187C1L	. KEY	2
19	PAFZZ	5340-01-564-0296	338X5	3683107C92L	. BRACKET ASSEMBLY, RH	1
20	PAFZZ	5310-01-556-5513	338X5	30325R1	. WASHER, FLAT	1
					M6.4	
21	PAFZZ	3120-01-564-0417	338X5	3681768C1L	. BEARING	2
22	PAFZZ	5340-01-564-0325	338X5	3681770C1L	. CRANK.....	1
23	PAFFF	5365-01-564-0334	338X5	3681833C1L	. SPACER, CRANK	1
					END OF FIGURE	

FIELD MAINTENANCE
RIGHT CABIN DOOR TRIM

Right Cabin Door Trim - (CONTINUED)



B23P1800186

Figure 166. Right Cabin Door Trim.

Right Cabin Door Trim - (CONTINUED)

(1) ITEM NO.	(2) SMR CODE	(3) NSN	(4) CAGEC	(5) PART NUMBER	(6) DESCRIPTION AND USABLE ON CODE (UOC)	(7) QTY
					GROUP 1801 BODY, CAB, HOOD, AND HULL ASSEMBLIES	
					FIGURE Right Cabin Door Trim. 166	
1	PAFFF	2510-01-567-1552	338X5	3683153C91L	COVER, CABIN DOOR TRIM, RIGHT.	1
2	PAFZZ	5340-01-564-0375	338X5	3683176C1L	COVER, PLASTIC TOP	1
3	PAFZZ	5340-01-564-0292	338X5	3683178C3	COVER, PLASTIC BOTTOM	1
4	PAFZZ	5340-01-556-6122	5PBH6	M39-0630-10	CLIP, RETAINING	22
					PINETREE FASTENER	
					END OF FIGURE	

FIELD MAINTENANCE
LEFT SIDE CABIN DOOR ASSEMBLY

Left Side Cabin Door Assembly - (CONTINUED)

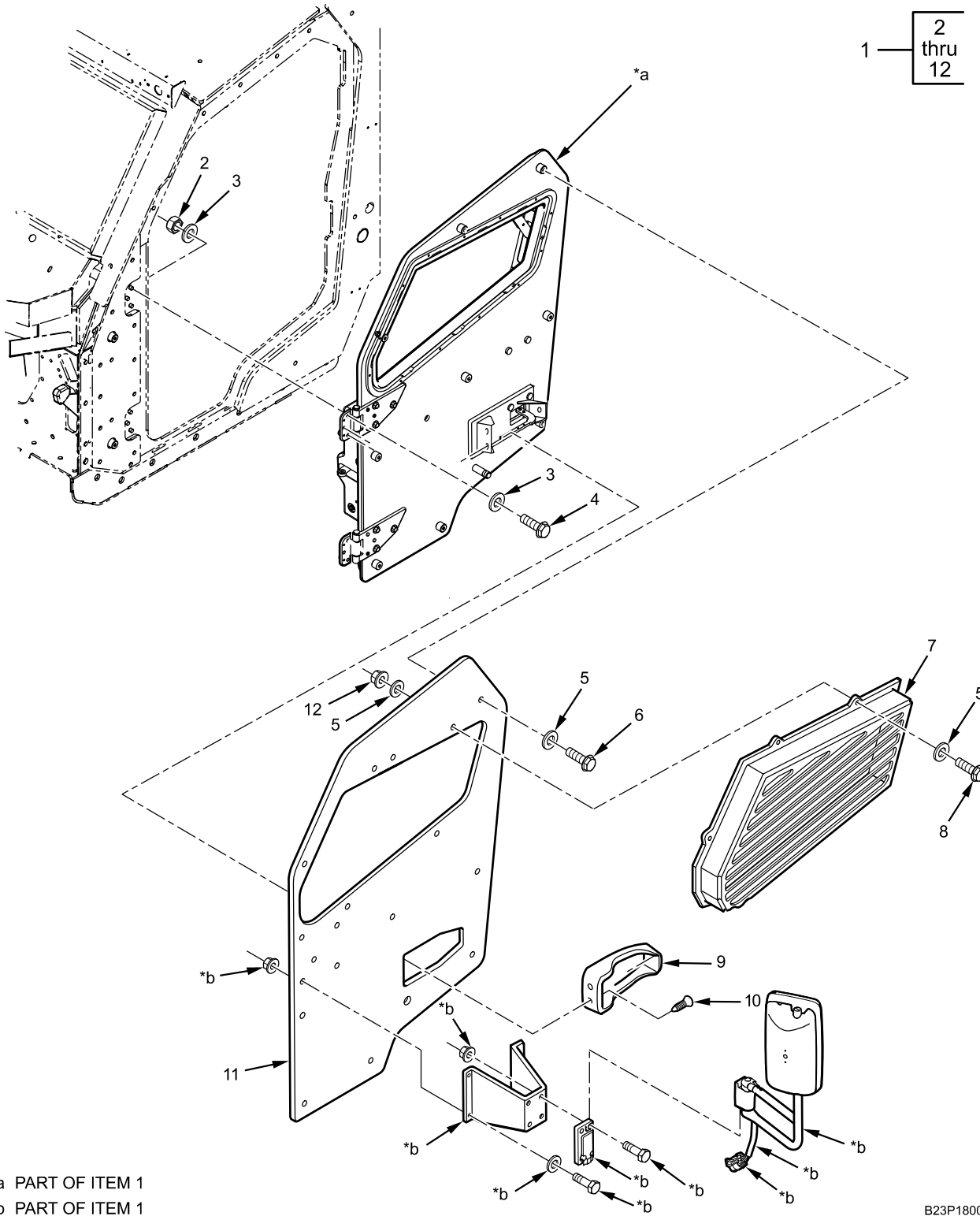


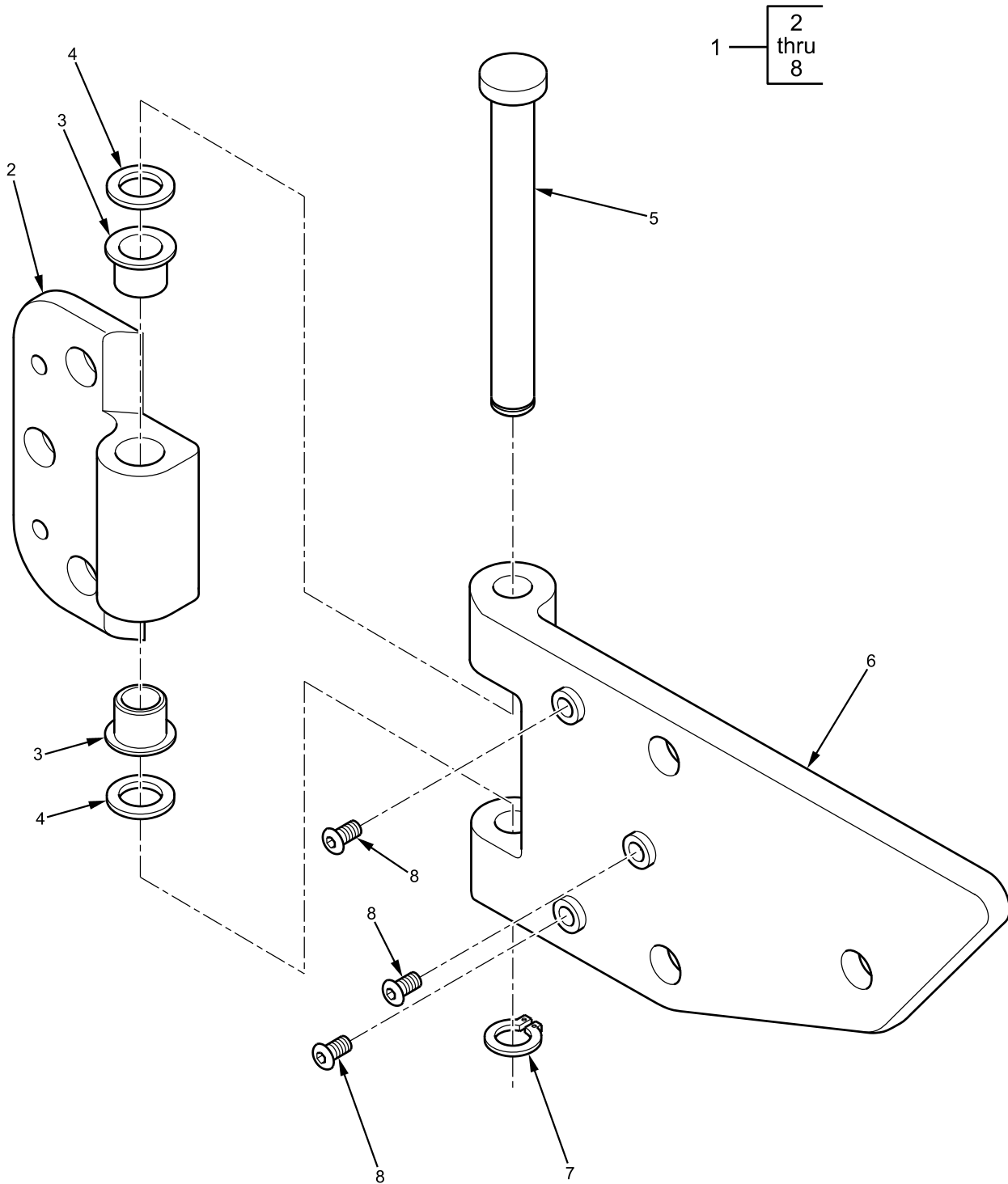
Figure 167. Left Side Cabin Door Assembly.

Left Side Cabin Door Assembly - (CONTINUED)

(1) ITEM NO.	(2) SMR CODE	(3) NSN	(4) CAGEC	(5) PART NUMBER	(6) DESCRIPTION AND USABLE ON CODE (UOC)	(7) QTY
					GROUP 1801 BODY, CAB, HOOD, AND HULL ASSEMBLIES	
					FIGURE Left Side Cabin Door 167 Assembly.	
1	PAFFF		338X5	3834950C91	DOOR ASSEMBLY	1
					LEFT	
2	PAFZZ	5310-01-555-4990	338X5	3821119C1	. NUT, HEXAGON, LOCK, FLANGED..	6
					1/2 - 13 TPI.	
3	PAFZZ	5310-01-189-8385	338X5	25710R1	. WASHER, FLAT	12
					1/2-IN.	
4	PAFZZ	5306-01-556-6477	338X5	3821092C1	. BOLT, HEXAGON, FLANGED.....	6
					1/2 - 13 X 2-1/2 IN.	
5	PAFZZ	5310-01-584-3539	338X5	25724R1	. WASHER, FLAT	18
					3/8-IN.	
6	PAFZZ	5310-01-555-4985	0Y3H3	19932	. BOLT, MACHINE	8
					3/8 - 16 X 1-1/4 IN.	
7	PAFZZ	2590-01-555-4867	338X5	3830121C1L	. GUARD, RIOT PROTECTION	1
					LEFT	
8	PAFZZ	5306-01-555-5144	0Y3H3	19933	. BOLT, MACHINE	5
					3/8 - 16 X 1-3/4 IN.	
9	PAFZZ	2540-01-567-0398	338X5	3113693C1L	. HANDLE, DOOR COVER	1
10	PAFZZ	5340-01-556-6122	5PBH6	M39-0630-10	. CLIP, RETAINING	3
					PINETREE FASTENER	
11	PAFZZ	2590-01-566-3484	338X5	3825437C1L	. PANEL, ARMOR	1
12	PAFZZ	5310-01-008-6782	81205	BACN10WL6-16P	. NUT, SELF-LOCKING, HEXAGON	5
					3/8 - 16 TPI.	
					END OF FIGURE	

FIELD MAINTENANCE
LEFT SIDE DOOR HINGE ASSEMBLY

Left Side Door Hinge Assembly - (CONTINUED)



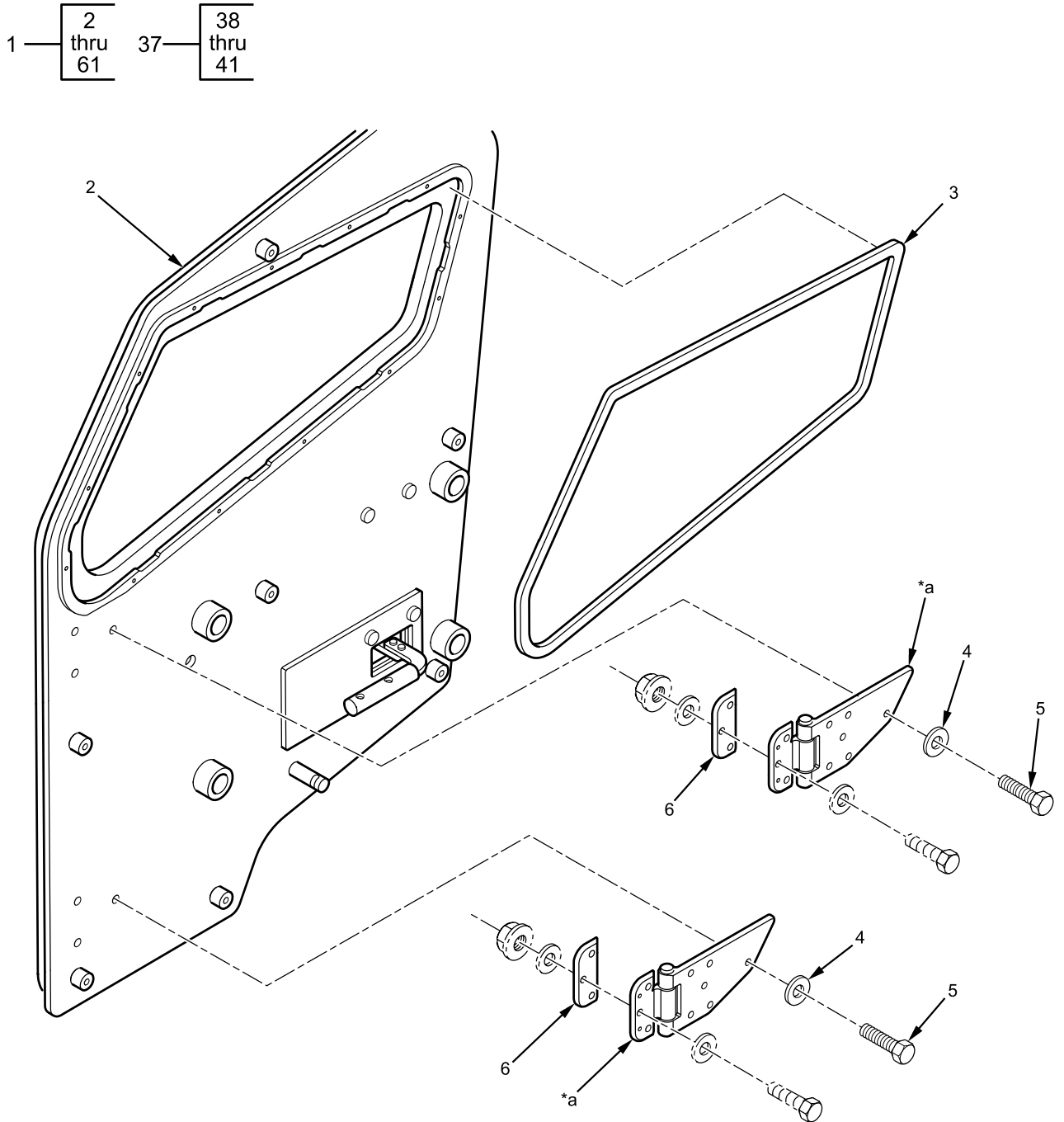
B23P180100315

Figure 168. Left Side Door Hinge Assembly.

Left Side Door Hinge Assembly - (CONTINUED)

(1) ITEM NO.	(2) SMR CODE	(3) NSN	(4) CAGEC	(5) PART NUMBER	(6) DESCRIPTION AND USABLE ON CODE (UOC)	(7) QTY
					GROUP 1801 BODY, CAB, HOOD, AND HULL ASSEMBLIES	
					FIGURE 168 Left Side Door Hinge Assembly.	
1	PAFFF	2510-01-564-0412	338X5	3683086C91L	HINGE, DOOR ASSEMBLY, LH.....	2
2	PAFZZ		338X5	3708190C1	. HINGE, CAB SIDE	1
3	PAFZZ	5365-01-587-3308	338X5	3688899C1	. BUSHING, SLEEVE	2
					FLANGE	
4	PAFZZ		338X5	3698900C1	. WASHER.....	2
					M14	
5	PAFZZ		338X5	3688898C1	. PIN, DOOR HINGE	1
6	PAFZZ		338X5	3698896C1	. HINGE, DOOR, LH	1
7	PAFZZ		338X5	3698901C1	. RING, RETAINER	1
8	PAFZZ		338X5	30971R1	. SCREW.....	3
					M8 - 1.25 X 8 MM	
					END OF FIGURE	

FIELD MAINTENANCE
LEFT INNER CABIN DOOR ASSEMBLY

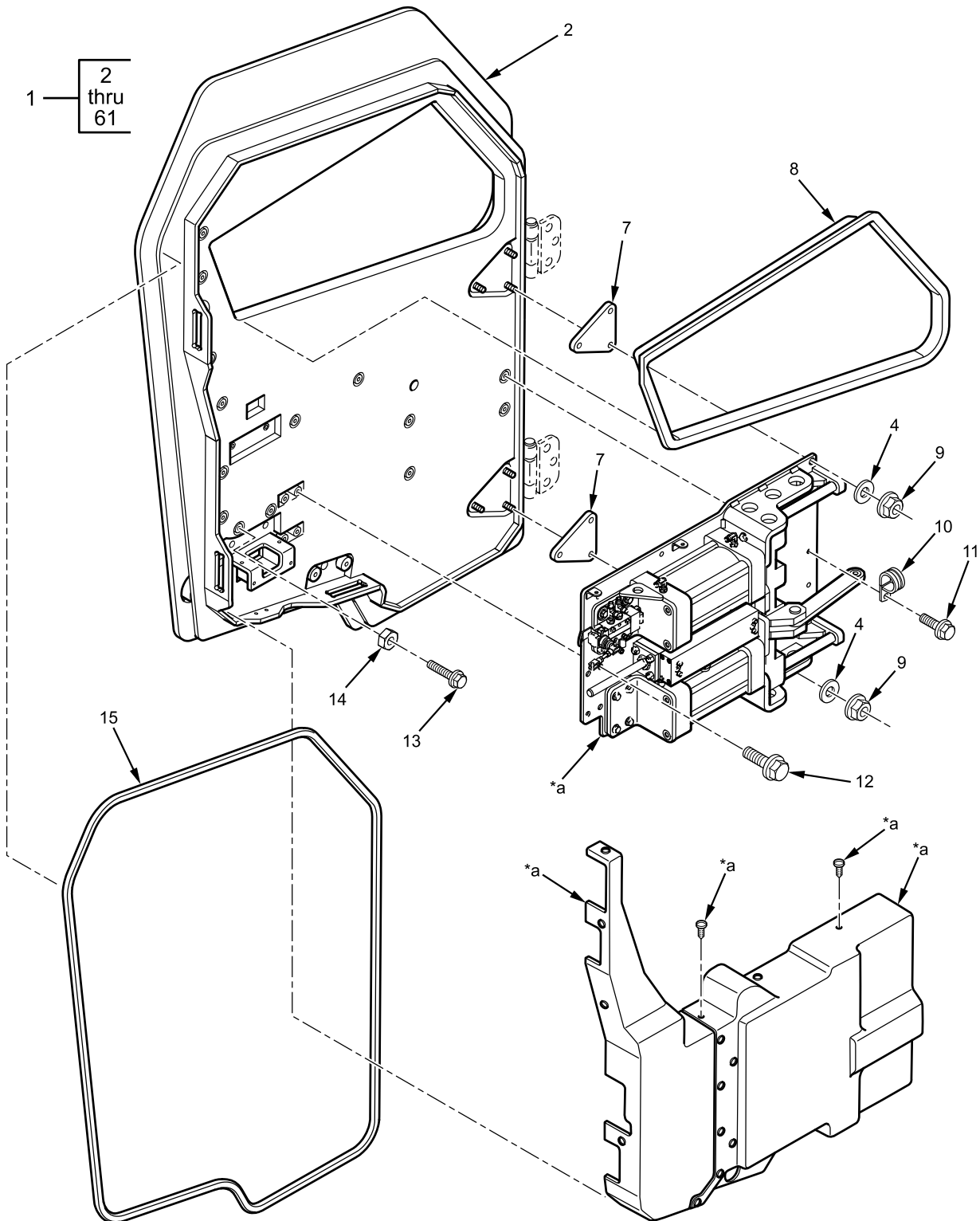


*a Part of item 1

B23P180100291

Figure 169. Left Inner Cabin Door Assembly (Sheet 1 of 4).

Left Inner Cabin Door Assembly - (CONTINUED)

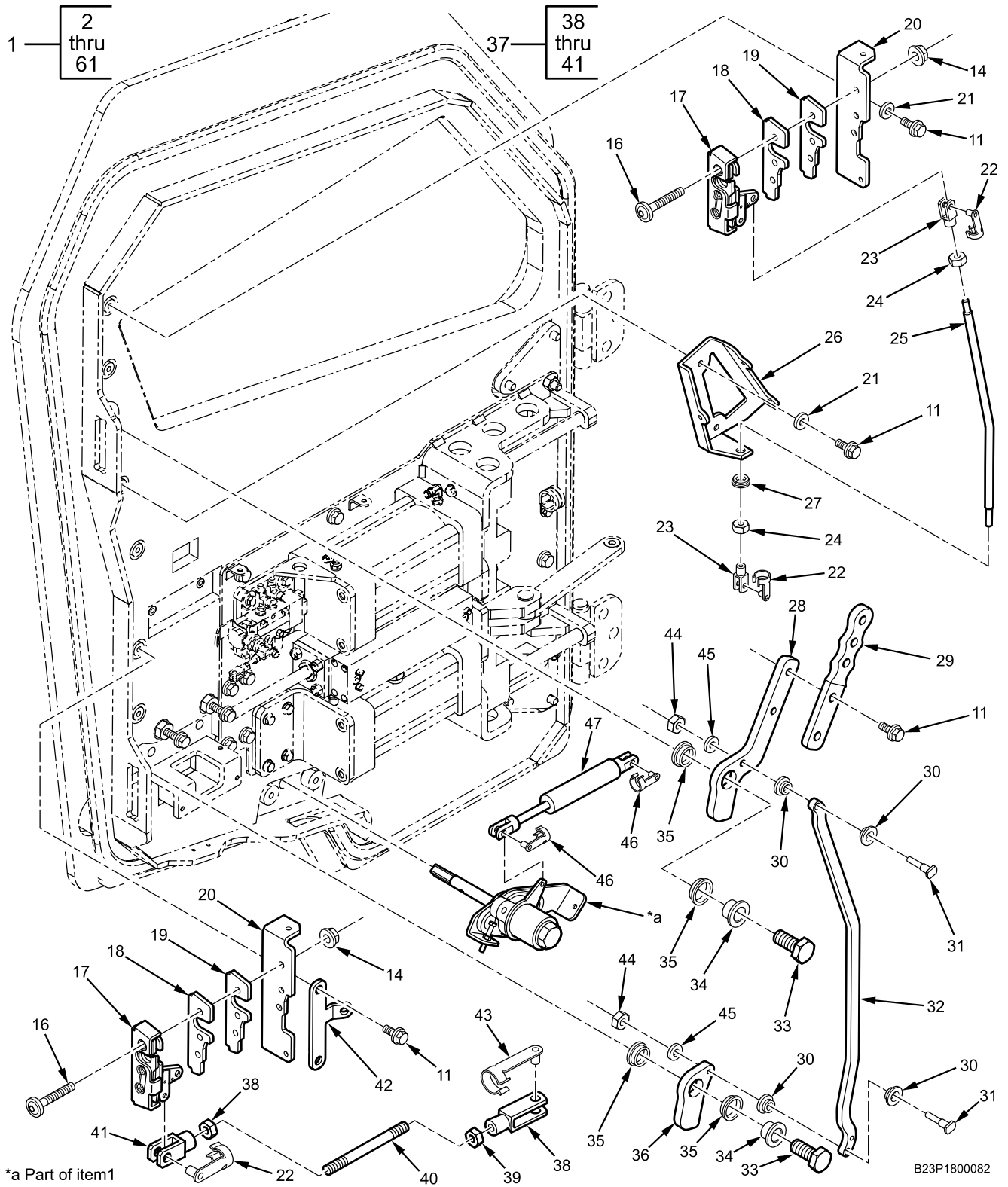


*a Part of item 1

B23P1800150

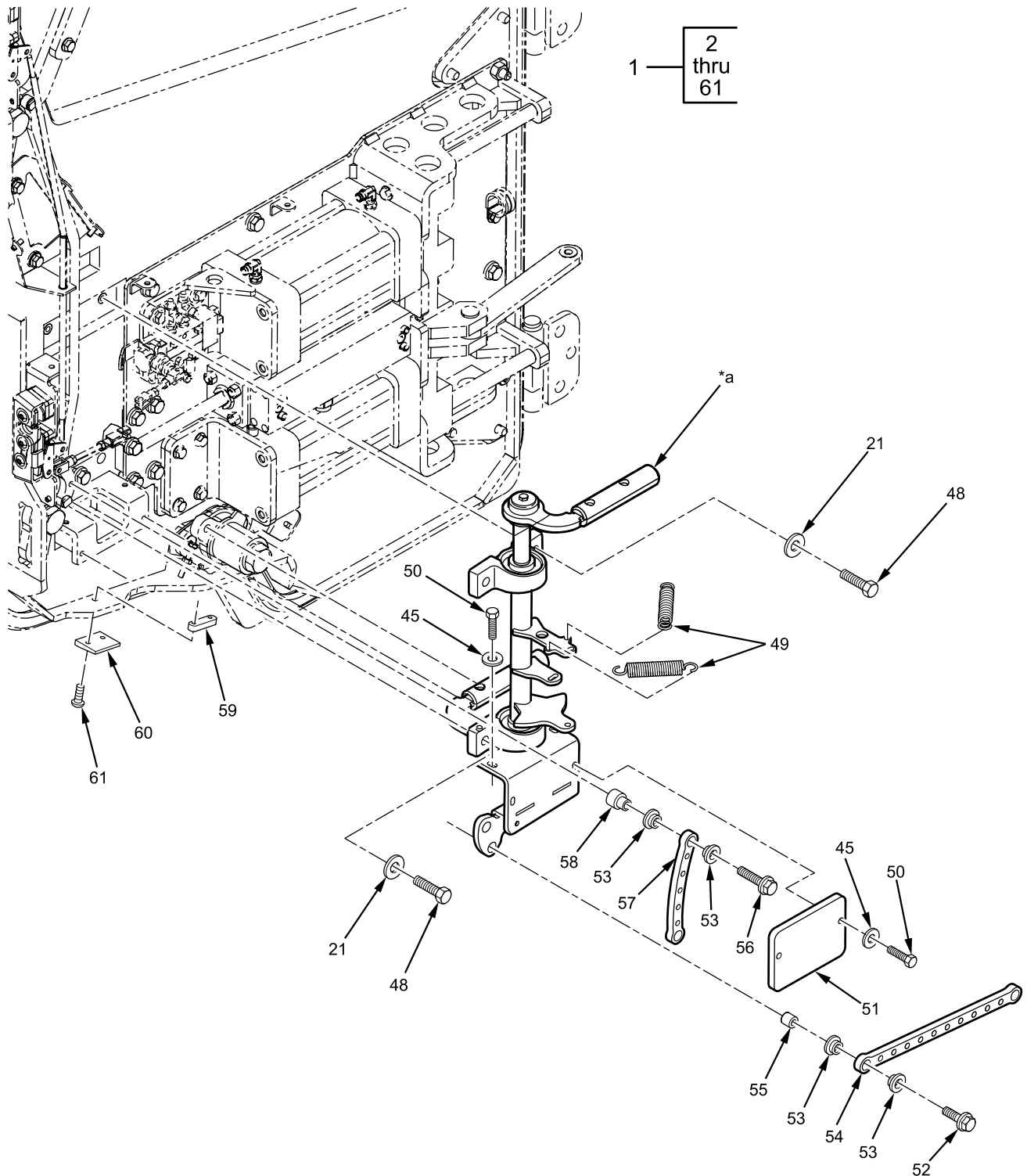
Figure 169. Left Inner Cabin Door Assembly (Sheet 2 of 4).

Left Inner Cabin Door Assembly - (CONTINUED)



Left Inner Cabin Door Assembly - (CONTINUED)

Figure 169. Left Inner Cabin Door Assembly (Sheet 3 of 4).



*a Part of item 1

B23P1800167

Figure 169. Left Inner Cabin Door Assembly (Sheet 4 of 4).

Left Inner Cabin Door Assembly - (CONTINUED)

(1) ITEM NO.	(2) SMR CODE	(3) NSN	(4) CAGEC	(5) PART NUMBER	(6) DESCRIPTION AND USABLE ON CODE (UOC)	(7) QTY
					GROUP 1801 BODY, CAB, HOOD, AND HULL ASSEMBLIES	
					FIGURE Left Inner Cabin Door 169 Assembly	
1	PAFFF	2510-01-555-4854	338X5	3683156C91L	DOOR ASSEMBLY, LH	1
2	PAFZZ		338X5	3825454C1	. DOOR ASSEMBLY, LH	1
3	MFFZZ		338X5	3693128C1X	. TAPE, TRIM, FOAM	1
					MAKE FROM TAPE, TRIM, FOAM, CAGEC 338X5, PART NUMBER 3693128C1	
4	PAFZZ	5310-01-189-8385	338X5	25710R1	. WASHER, FLAT	8
					1/2-IN.	
5	PAFZZ	5306-01-564-0414	338X5	236485R1	. BOLT	6
					1/2 - 13 X 2-1/4 IN.	
6	PAFZZ	5365-01-566-5966	338X5	3681776C1L	. SPACER.....	2
7	PAFZZ	5340-01-564-0370	338X5	3683146C1L	. BRACKET, INNER HINGE	2
8	PAFZZ	9330-01-567-1455	338X5	3683090C1L	. MOLDING, PLASTIC, LH	1
9	PAFZZ	5310-01-536-5720	0Y3H3	1136410	. NUT.....	2
					1/2 - 13 TPI.	
10	PAFZZ	5340-01-165-6979	338X5	299264C91	. CLAMP, CABLE.....	1
11	PAFZZ	5305-01-556-6006	338X5	3547776C1	. BOLT, HEXAGON, FLANGE HEAD ...	12
					M8 - 1.25 X 20 MM	
12	PAFZZ	5306-01-564-0939	338X5	3566946C1	. BOLT, MACHINE.....	4
					M10 - 1.5 X 20 MM	
13	PAFZZ	5306-01-556-6519	338X5	40249R1	. BOLT, MACHINE.....	2
					M8 - 1.25 X 40 MM	
14	PAFZZ	5310-01-556-5554	0Y3H3	40162	. NUT, HEXAGON, FLANGE.....	8
					M8 - 1.25	
15	PCFZZ	5330-01-567-1450	338X5	3681764C1	. SEAL, NONMETALLIC.....	1
16	PAFZZ	5305-01-567-0697	338X5	3578648C2	. SCREW, T40 TORX.....	6
					M8 - 1.25 X 53 MM	
17	PAFZZ	2540-01-567-1439	338X5	3683080C91L	. LOCK CAB DOOR	2
18	PAFZZ	5365-01-567-0717	338X5	3681824C1L	. SPACER.....	2
19	PAFZZ	5365-01-567-0703	338X5	3681757C1L	. SPACER.....	2
20	PAFZZ	2590-01-567-1479	338X5	3683126C1L	. BRACKET, LH	2
21	PAFZZ	5310-01-567-0382	338X5	30183R1	. WASHER, FLAT	8
					M8	
22	PAFZZ	5315-01-564-0319	338X5	3683119C1L	. PIN, CLEVIS	3
					M6 X 23 MM	
23	PAFZZ	5340-01-567-0699	338X5	3681756C1L	. CLEVIS, ROD END	2
					M6	
24	PAFZZ	5310-01-353-1895	338X5	30281R1	. NUT.....	2
					M6 - 1.0	
25	PAFZZ	3040-01-567-0733	338X5	3681760C1L	. ROD, LOCK	1

Left Inner Cabin Door Assembly - (CONTINUED)

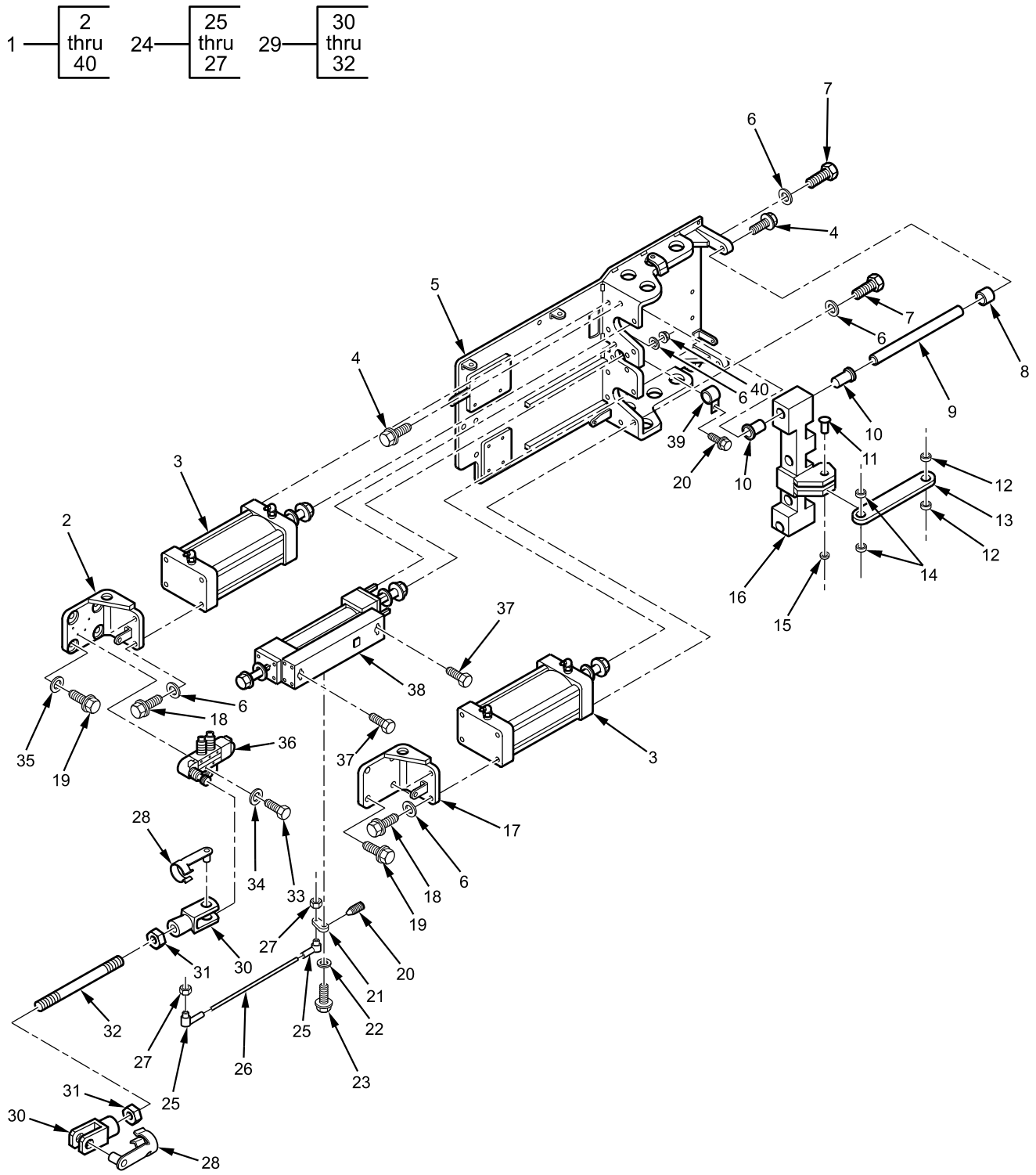
(1) ITEM NO.	(2) SMR CODE	(3) NSN	(4) CAGEC	(5) PART NUMBER	(6) DESCRIPTION AND USABLE ON CODE (UOC)	(7) QTY
26	PAFZZ	5340-01-567-1903	338X5	3683123C91L	. ROD HOLDER ASSEMBLY, LH	1
27	PAFZZ	5340-01-567-0834	338X5	3681838C1L	. CLIP, CUSHIONED	1
28	PAFZZ	2540-01-567-1319	338X5	3683210C1L	. LOCK	1
29	PAFZZ	5340-01-564-0351	338X5	3683209C1L	. LOCK, HANDLE	1
30	PAFZZ	3120-01-564-0417	338X5	3681768C1L	. BEARING	4
31	PAFZZ	5315-01-564-0385	338X5	3681769C1L	. PIN, SHOULDER HEAD	2
					M6	
32	PAFZZ	5340-01-567-0744	338X5	3681762C1L	. LEVER, LOCK CONTROL	1
33	PAFZZ	5306-01-567-0370	338X5	25749R1	. BOLT, MACHINE	2
					3/4 - 16 X 1-1/2 IN.	
34	PAFZZ	5365-01-567-0656	338X5	3681783C2	. BUSHING	2
35	PAFZZ	3120-01-564-0424	338X5	3681772C1L	. BEARING, FLANGE	4
36	PAFZZ	2540-01-567-0647	338X5	3681782C1L	. LOCK, RH	1
37	PAFFF	3040-01-567-1475	338X5	3683116C92L	. ROD, LOCK ASSEMBLY, RH	1
38	PAFZZ	5340-01-564-0305	338X5	3683117C1L	. . CLEVIS, ROD END	1
					M6	
39	PAFZZ	5310-01-353-1895	338X5	30281R1	. . NUT	2
					M6 - 1.0	
40	PAFZZ	5306-01-564-0323	338X5	3683120C1	. . ROD, THREADED END	1
					M6	
41	PAFZZ	5340-01-567-0699	338X5	3681756C1L	. . CLEVIS, ROD END	1
					M6	
42	PAFZZ	2590-01-567-1297	338X5	3683202C1L	. PLATE, LH	1
43	PAFZZ		338X5	3851760C2	. PIN, CLEVIS	1
					M6 X 35 MM	
44	PAFZZ	5310-01-564-0408	338X5	2035272C1	. NUT, SELF LOCKING	2
					M6 - 1.0	
45	PAFZZ	5310-01-556-5513	338X5	30325R1	. WASHER, FLAT	6
					6.4 MM ID.	
46	PAFZZ				. PIN, CLEVIS	2
					M5 X 19 MM	
47	PAFZZ	2510-01-567-1746	338X5	3683169C91	. ABSORBER, DAMPER ASSEMBLY, COMBAT LOCK	1
48	PAFZZ	5305-01-567-1282	338X5	40253R1	. SCREW	4
					M8 - 1.25 X 25 MM	
49	PAFZZ	5360-01-564-0297	338X5	3683150C1L	. SPRING	2
50	PAFZZ	5305-01-564-0955	0Y3H3	0153964	. BOLT, HEXAGON	4
					M6 - 1.0 X 25 MM	
51	PAFZZ	5340-01-567-0801	338X5	3681778C1L	. COVER	1
52	PAFZZ	5306-01-556-6524	0Y3H3	0161882	. BOLT, HEXAGON, FLANGE HEAD ...	2
					M8 - 1.25 X 25 MM	
53	PAFZZ	3120-01-567-0788	338X5	3681774C1L	. BEARING	8
54	PAFZZ	5340-01-567-0792	338X5	3681775C1L	. LEVER	1
55	PAFZZ	5365-01-567-0689	338X5	3681832C1L	. BUSHING, LEVER	2
56	PAFZZ	5306-01-564-0406	0Y3H3	0161884	. BOLT, HEXAGON, FLANGE	2
					M8 - 1.25 X 35 MM	
57	PAFZZ	5340-01-567-0784	338X5	3681773C1L	. LEVER	1
58	PAFZZ	5365-01-567-0680	338X5	3681817C1L	. BUSHING	2

Left Inner Cabin Door Assembly - (CONTINUED)

(1) ITEM NO.	(2) SMR CODE	(3) NSN	(4) CAGEC	(5) PART NUMBER	(6) DESCRIPTION AND USABLE ON CODE (UOC)	(7) QTY
59	PAFZZ	5340-01-567-0953	338X5	3682179C2L	. BLOCK, DOOR CHECK.....	1
60	PAFZZ	2590-01-566-5965	338X5	3681792C1L	. STOP, DOOR CHECK.....	1
61	PAFZZ	5305-01-567-0704	338X5	3681823C1L	. SCREW.....	2
M6 - 1.0 X 16 MM						
END OF FIGURE						

FIELD MAINTENANCE
LEFT DOOR ACTUATOR ASSEMBLY

Left Door Actuator Assembly - (CONTINUED)



B23P1800083

Figure 170. Left Door Actuator Assembly.

Left Door Actuator Assembly - (CONTINUED)

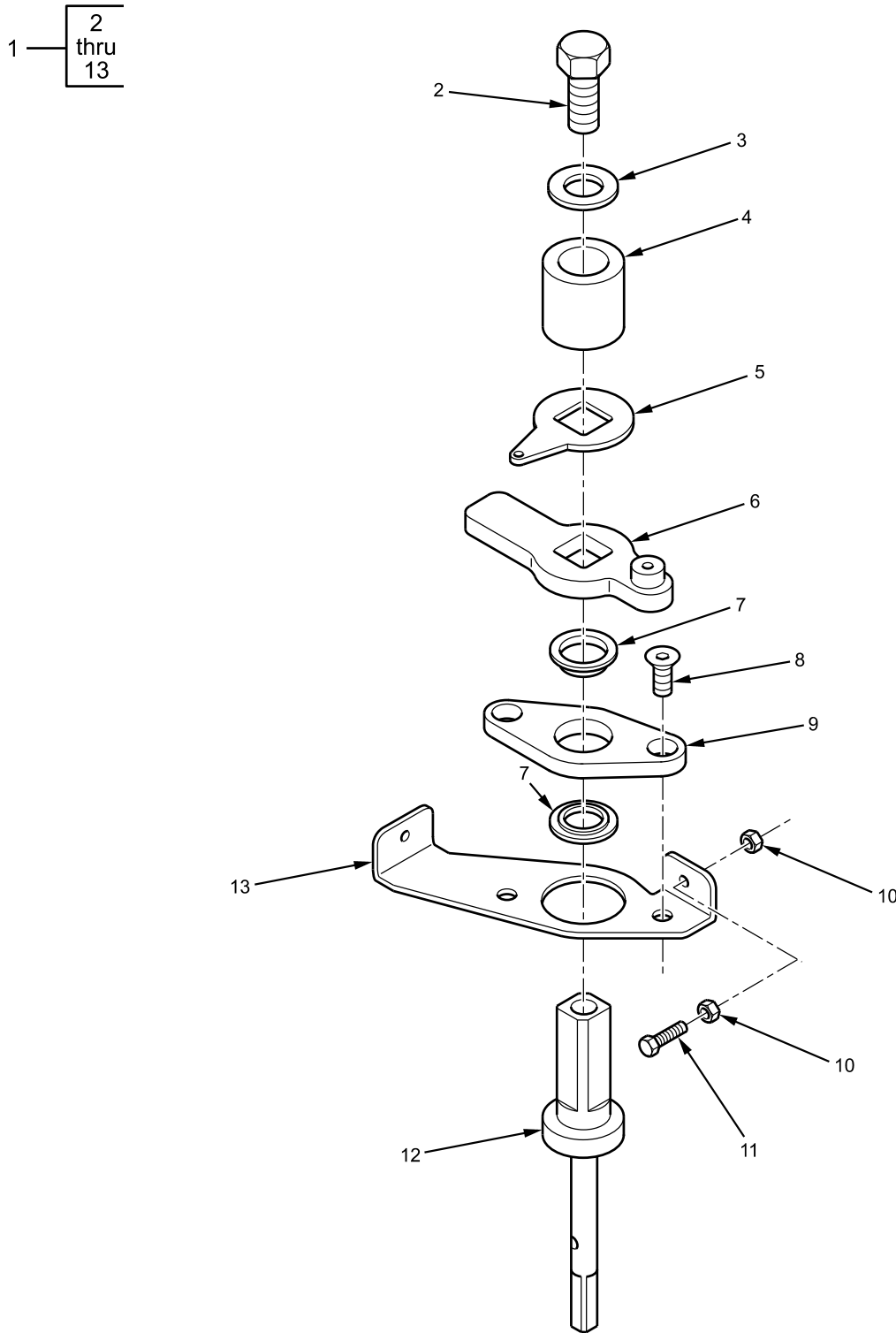
(1) ITEM NO.	(2) SMR CODE	(3) NSN	(4) CAGEC	(5) PART NUMBER	(6) DESCRIPTION AND USABLE ON CODE (UOC)	(7) QTY
					GROUP 1801 BODY, CAB, HOOD, AND HULL ASSEMBLIES FIGURE Left Door Actuator Assembly. 170	
1	PAFFF	3040-01-564-0356	338X5	3683200C91L	ACTUATOR ASSEMBLY, LH.....	1
2	PAFZZ	3040-01-567-1220	338X5	3683188C91L	. SUPPORT, CYLINDER, UPPER.....	1
3	PAFZZ	2540-01-564-0336	338X5	3683128C91L	. CYLINDER ASSEMBLY.....	2
4	PAFZZ	5306-01-564-0406	0Y3H3	161884	. BOLT, HEX FLANGE.....	4
					M8 - 1.25 X 35 MM	
5	PAFZZ	5340-01-567-1568	338X5	3683160C91L	. BRACKET ASSEMBLY, LH.....	1
6	PAFZZ	5310-01-065-2596	0Y343	331155	. WASHER.....	16
					3/8-IN.	
7	PAFZZ	5305-01-564-0331	0Y3H3	18107	. BOLT, HEX.....	8
					3/8 - 24 X 1-1/4 IN.	
8	PAFZZ	5340-01-564-0362	338X5	3681821C1L	. BUMPER, SLIDER ROD.....	2
9	PAFZZ	5340-01-564-0345	338X5	3683171C1L	. ROD, SLIDE.....	2
10	PAFZZ	3120-01-564-0439	338X5	3681826C2L	. BEARING, FLANGE.....	4
11	PAFZZ	2940-01-564-0300	338X5	3683180C1L	. PIN, SLIDER.....	1
12	PAFZZ	3130-01-564-0360	338X5	3682172C1L	. BEARING, LEVER.....	2
13	PAFZZ	5340-01-564-0364	338X5	3683172C2L	. LEVER.....	1
14	PAFZZ	3130-01-564-0352	338X5	3681837C1L	. BEARING, FLANGE, LEVER.....	2
15	PAFZZ	5325-01-564-0437	338X5	3682169C1L	. RING, GUARD.....	1
16	PAFZZ	2940-01-564-0303	338X5	3683182C92L	. BLOCK, ASSEMBLY, SLIDER, LH.....	1
17	PAFZZ	3040-01-567-1215	338X5	3683190C91L	. SUPPORT, CYLINDER, LOWER.....	1
18	PAFZZ	5305-01-564-0361	0Y3H3	18105	. BOLT.....	4
					3/8 - 24 X 1 IN.	
19	PAFZZ	5305-01-556-6006	338X5	3547776C1	. BOLT, HEX, FLANGE HEAD.....	9
					M8 - 1.25 X 20 MM	
20	PAFZZ	5305-01-564-0416	338X5	31038R1	. SCREW, SET.....	1
					M4	
21	PAFZZ	2510-01-564-0365	338X5	3683144C2L	. LOCK, ARM.....	1
22	PAFZZ	5310-01-556-5513	338X5	30325R1	. WASHER, FLAT.....	1
					M6	
23	PAFZZ	5306-00-687-7289	24617	443874	. SCREW, HEX HEAD.....	1
					#10 - 24 X 1/2 IN.	
24	PAFFF	3040-01-564-0299	338X5	3683197C91L	. ROD ASSEMBLY.....	1
25	PAFZZ		338X5	3683121C1	. . BALL JOINT.....	2
26	XAFZZ		338X5	3683145C1	. . THREADED ROD.....	1
27	PAFZZ	5310-01-564-0408	338X5	2035272C1	. . NUT, SELF-LOCKING.....	2
					M6 - 1.0	
28	PAFZZ	5315-01-564-0319	338X5	3683119C1L	. PIN, CLEVIS.....	2
					M6 X 23 MM	
29	PAFZZ	5340-01-564-0373	338X5	3681758C1L	. ROD, AIR, MANUAL.....	1
30		5340-01-567-0699	338X5	3681756C1L	. . CLEVIS, ROD END.....	2
					M6	

Left Door Actuator Assembly - (CONTINUED)

(1) ITEM NO.	(2) SMR CODE	(3) NSN	(4) CAGEC	(5) PART NUMBER	(6) DESCRIPTION AND USABLE ON CODE (UOC)	(7) QTY
31	PAFZZ	5310-01-353-1895	338X5	30208R1	. . NUT M6 - 1.0	2
32	PAFZZ	5340-01-564-0373	338X5	3681758C1L	. . ROD, THREADED END M6	1
33	PAFZZ	5305-01-564-0933	0Y3H3	39048	. BOLT, HEX HEAD M5 - 0.8 X 35 MM	4
34	PAFZZ	5310-01-564-0407	0Y3H3	40219	. WASHER, FLAT M5	4
35	PAFZZ	5310-01-094-2890	338X5	25552R1	. WASHER, FLAT 5/16-IN.	4
36	PAFZZ	4820-01-567-1327	338X5	3683184C91L	. VALVE, AIR, MANUAL, LH.....	1
37	PAFZZ		338X5	138204	. SCREW, HEX HEAD..... 1/4 - 20 X 1-1/2 IN.	4
38	PAFZZ	3040-01-564-0335	338X5	3683186C91L	. CYLINDER, HYDRAULIC, LOCK ASSEMBLY, LH.....	1
39	PAFZZ	5340-01-165-6979	338X5	299264C91	. CLAMP, CABLE, CUSHIONED..... 1-IN. ID.	1
40	PAFZZ	5310-01-553-3072	338X5	131186H	. NUT INSERT..... 3/8 - 24 TPI.	4
	MFFZZ		338X5	417196C3X120IN	. TUBE, BLACK NYLON 1/4-IN. OD, MAKE FROM TUBE, BLACK NYLON, CAGEC 338X5, PART NUMBER 417196C3, LENGTH 120-IN. END OF FIGURE	1

FIELD MAINTENANCE
LEFT COMBAT LOCK ASSEMBLY

Left Combat Lock Assembly - (CONTINUED)



B23P1800084

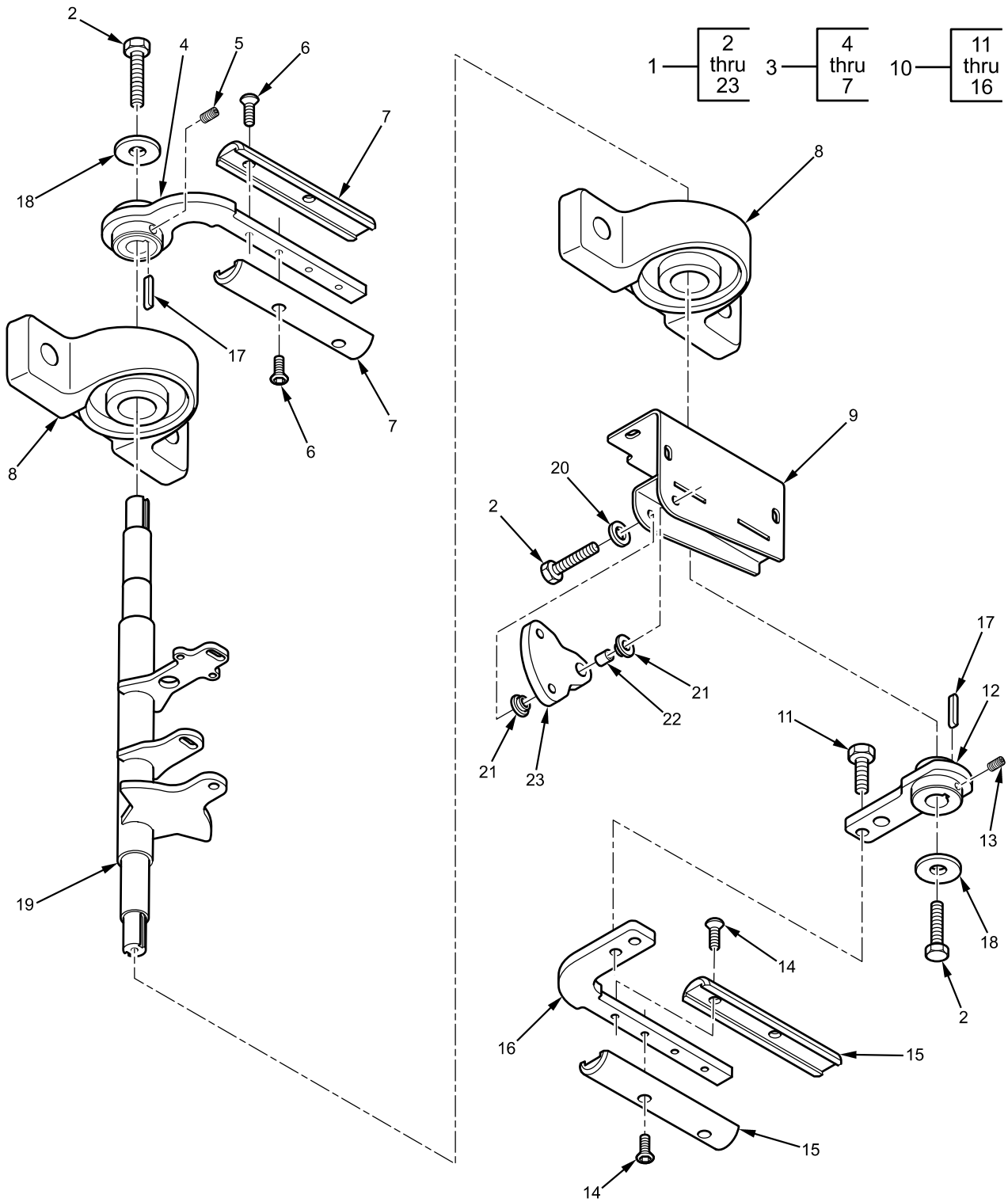
Figure 171. Left Combat Lock Assembly.

Left Combat Lock Assembly - (CONTINUED)

(1) ITEM NO.	(2) SMR CODE	(3) NSN	(4) CAGEC	(5) PART NUMBER	(6) DESCRIPTION AND USABLE ON CODE (UOC)	(7) QTY
					GROUP 1801 BODY, CAB, HOOD, AND HULL ASSEMBLIES FIGURE Left Combat Lock Assembly, 171	
1	PAFFF	2540-01-567-0933	338X5	3683075C93L	. LOCK ASSEMBLY, COMBAT.....	1
					LEFT	
2	PAFZZ	5306-01-567-0370	338X5	25749R1	. BOLT, MACHINE.....	1
					3/4 - 16 X 1-1/2 IN.	
3	PAFZZ	5310-01-556-5386	0Y3H3	11101377	. WASHER, FLAT.....	1
					3/4-IN.	
4	PAFZZ	5365-01-564-0388	338X5	3683211C1L	. SPACER.....	1
5	PAFZZ	2590-01-564-0392	338X5	3681805C3L	. BRACKET.....	1
6	PAFZZ	3040-01-567-0970	338X5	3683076C92L	. LOCK.....	1
					LEFT	
7	PAFZZ	3120-01-567-0746	338X5	3681835C1L	. BEARING, FLANGE.....	2
8	PAFZZ	5305-01-566-5967	338X5	3681822C1	. SCREW, COUNTER-SUNK.....	2
					M10 - 1.5 X 25 MM	
9	PAFZZ	5340-01-567-0669	338X5	3681806C1L	. PLATE, MOUNTING.....	1
10	PAFZZ	5310-01-353-1895	338X5	30208R1	. NUT.....	2
					M6 - 1.0	
11	PAFZZ		338X5	30208R1	. BOLT, HEXAGON HEAD.....	1
					M6 - 1.0 X 40 MM	
12	PAFZZ	5355-01-564-0346	338X5	3681807C2L	. SHAFT, LOCK.....	1
13	PAFZZ	2590-01-567-1463	338X5	3683093C1L	. BRACKET.....	1
					LEFT	
					END OF FIGURE	

FIELD MAINTENANCE
LEFT DOOR HANDLE ASSEMBLY

Left Door Handle Assembly - (CONTINUED)



B23P1800098

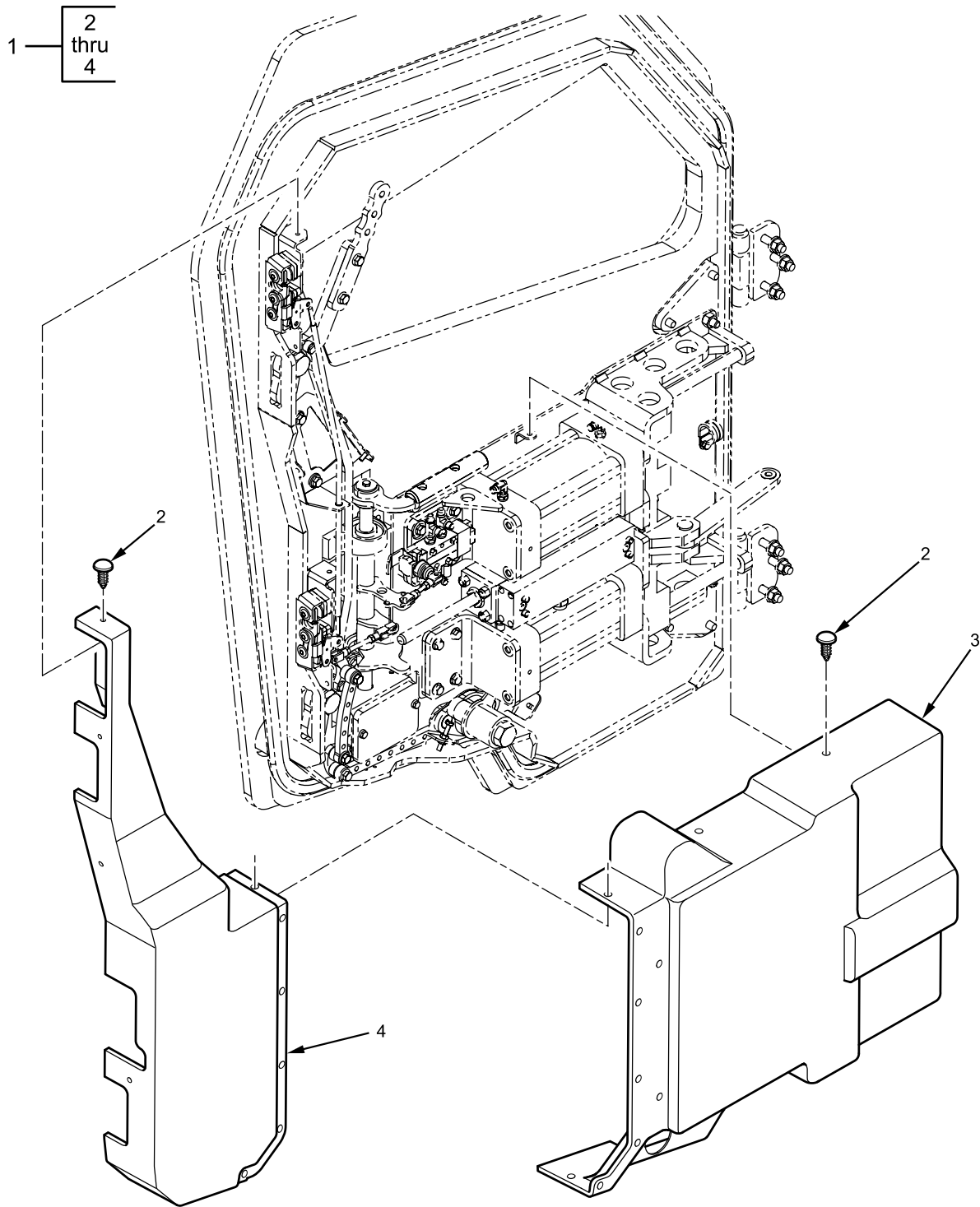
Figure 172. Left Door Handle Assembly.

Left Door Handle Assembly - (CONTINUED)

(1) ITEM NO.	(2) SMR CODE	(3) NSN	(4) CAGEC	(5) PART NUMBER	(6) DESCRIPTION AND USABLE ON CODE (UOC)	(7) QTY
					GROUP 1801 BODY, CAB, HOOD, AND HULL ASSEMBLIES FIGURE Left Door Handle Assembly. 172	
1	PAFFF	2540-01-564-0391	338X5	3683173C91L	HANDLE ASSEMBLY, LH	1
2	PAFZZ	5305-01-564-0955	0Y3H3	0153964	. BOLT, HEX	3
					M8 - 1.25 X 25 MM	
3	PAFFF	2540-01-564-0379	338X5	3682175C91	. HANDLE, DOOR INSIDE	1
4	PAFZZ	2540-01-568-6285	338X5	3681815C91L	.. HANDLE, DOOR	1
5	PAFZZ	5305-01-564-0416	338X5	31038R1	.. SCREW, SET	1
					M4	
6	PAFZZ	5305-01-564-0863	338X5	3531138C1	.. SCREW	4
					M6 - 1.0 X 12 MM	
7	PAFZZ	5340-01-564-0372	338X5	3682178C1L	.. COVER DOOR HANDLE	2
8	PAFZZ	3130-01-564-0322	338X5	3681830C1	. BEARING ASSEMBLY	2
9	PAFZZ	5340-01-564-0293	338X5	3683106C92L	. BRACKET ASSEMBLY, LH	1
10	PAFFF	2540-01-564-0386	338X5	3682190C92L	. HANDLE, OUTSIDE DOOR, ASSEMBLY	1
11	PAFZZ	5306-01-562-9307	338X5	1658776C1	.. BOLT, PREVAILING TORQUE	2
					5/16 - 18 X 3/4 IN.	
12	PAFZZ	5340-01-564-0304	338X5	3683198C92L	.. PLATE, ASSEMBLY HANDLE	1
13	PAFZZ	5305-01-564-0416	338X5	31038R1	.. SCREW, SET	1
					M4	
14	PAFZZ	5305-01-564-0863	338X5	3531138C1	.. SCREW, PAN HEAD	4
					M6 - 1.0 X 12 MM	
15	PAFZZ	5340-01-564-0372	338X5	3682178C1L	.. COVER, DOOR HANDLE	2
16	PAFZZ	2940-01-564-0321	338X5	3683199C1	.. HANDLE, DOOR OUTSIDE	1
17	PAFZZ	5315-01-564-0419	338X5	3682187C1L	. KEY	2
18	PAFZZ	5310-01-564-0393	0Y3H3	33203	. WASHER, FLAT	2
					M6	
19	PAFZZ	2510-01-564-0343	338X5	3683135C91L	. SHAFT ASSEMBLY, LH	1
20	PAFZZ	5310-01-556-5513	338X5	30325R1	. WASHER, FLAT	1
					M6.4	
21	PAFZZ	3120-01-564-0417	338X5	3681768C1L	. BEARING	2
22	PAFFF	5365-01-564-0334	338X5	3681833C1L	. SPACER, CRANK	1
23	PAFZZ	5340-01-564-0325	338X5	3681770C1L	. CRANK	1
					END OF FIGURE	

FIELD MAINTENANCE
LEFT CABIN DOOR TRIM

Left Cabin Door Trim - (CONTINUED)



B23P1800168

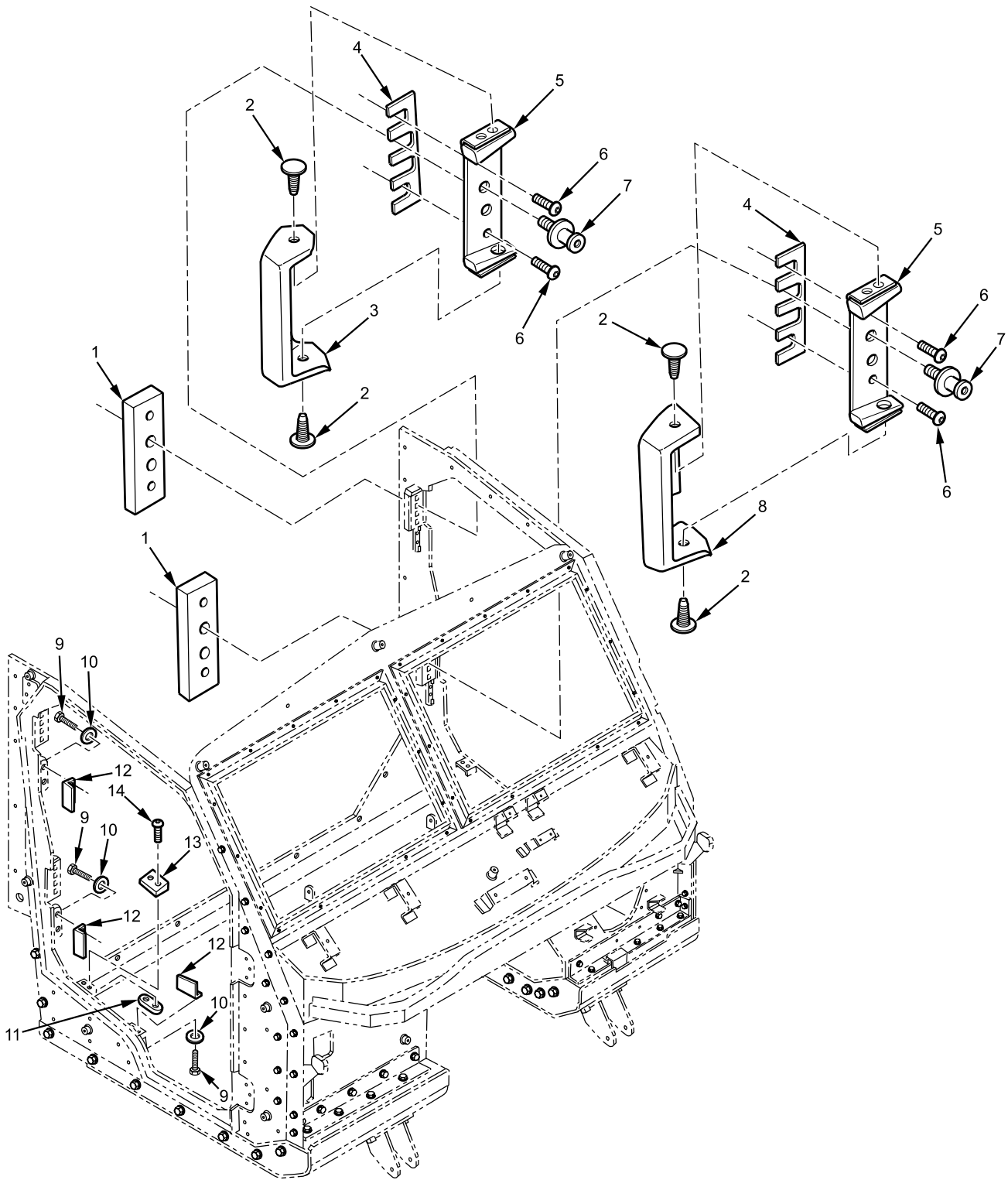
Figure 173. Left Cabin Door Trim.

Left Cabin Door Trim - (CONTINUED)

(1) ITEM NO.	(2) SMR CODE	(3) NSN	(4) CAGEC	(5) PART NUMBER	(6) DESCRIPTION AND USABLE ON CODE (UOC)	(7) QTY
					GROUP 1801 BODY, CAB, HOOD, AND HULL ASSEMBLIES	
					FIGURE Left Cabin Door Trim. 173	
1	PAFFF	2510-01-567-1549	338X5	3683152C91L	COVER, CABIN DOOR TRIM, LEFT ...	1
2	PAFZZ	5340-01-556-6122	5PBH6	M39-0630-10	. CLIP, RETAINING	22
					PINETREE FASTENER	
3	PAFZZ	5340-01-564-0292	338X5	3683178C3	. COVER, PLASTIC BOTTOM	1
4	PAFZZ	5340-01-564-0375	338X5	3683176C1L	. COVER, PLASTIC TOP	1
					END OF FIGURE	

FIELD MAINTENANCE
CABIN DOOR STRIKER AND STOP

Cabin Door Striker and Stop - (CONTINUED)



B23P180100305

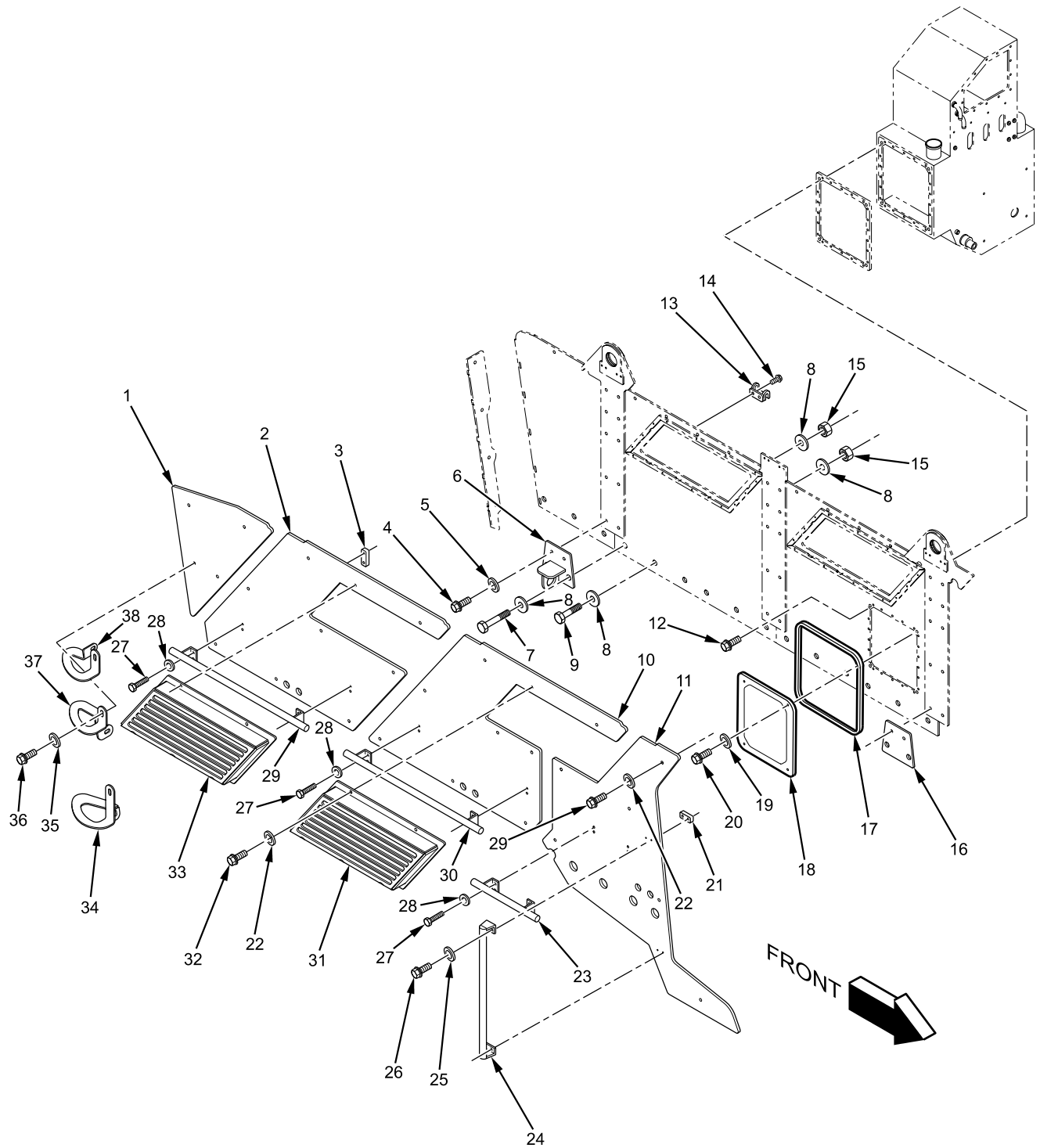
Figure 174. Cabin Door Striker and Stop.

Cabin Door Striker and Stop - (CONTINUED)

(1) ITEM NO.	(2) SMR CODE	(3) NSN	(4) CAGEC	(5) PART NUMBER	(6) DESCRIPTION AND USABLE ON CODE (UOC)	(7) QTY
					GROUP 1801 BODY, CAB, HOOD, AND HULL ASSEMBLIES	
					FIGURE Cabin Door Striker and Stop. 174	
1	PAFZZ	5340-01-587-3300	338X5	3689106C1L	PLATE, DOOR ROTARY LATCH	4
2	PAFZZ	5340-01-556-6122	338X5	3564251C1	FASTENER, PINE TREE	8
3	PAFZZ	5340-01-568-5949	338X5	3690630C1	COVER, UPPER SIDE DOOR STRIKER	2
4	PAFZZ	5365-01-568-5923	338X5	3689085C1L	SPACER, ROTARY LATCH.....	5
5	PAFZZ	5340-01-580-4961	338X5	3693127C1L	PIN, DOVE TAIL	4
6	PAFZZ	5305-01-566-6071	338X5	3824461C1L	SCREW, BUTTON HEAD SOCKET.....	8
					5/16 - 18 X 1 IN.	
7	PAFZZ	5340-01-567-0683	338X5	3113795C1	STRIKER.....	4
8	PAFZZ	5340-01-567-0644	338X5	3690629C1L	COVER, LOWER SIDE DOOR STRIKER, RH	1
8	PAFZZ	5340-01-568-5946	338X5	3690627C1L	COVER, LOWER SIDE DOOR STRIKER, LH.....	1
9	PAFZZ	5305-01-555-4991	338X5	3821149C1	BOLT, HEX FLANGE.....	12
					1/4 - 20 X 3/4 IN.	
10	PAFZZ	5310-01-361-8386	0Y3H3	33113	WASHER, FLAT	12
					1/4-IN.	
11	PAFZZ	5340-01-567-0953	535V1	0147030554-00	BRACKET	2
12	PAFZZ	5340-01-556-5743	535V1	0147030556-00	STOP, DOOR CHECK, LH	3
12	PAFZZ	5340-01-568-6128	535V1	0148030952-00	STOP, DOOR CHECK, RH	3
13	PAFZZ	2590-01-566-5965	338X5	3681792C1L	STOP, DOOR CHECK, PRIMARY	2
14	PAFZZ	5305-01-567-0704	338X5	3681823C1L	SCREW, BUTTON HEAD SOCKET.....	4
					M6 - 1.0 X 16 MM	
					END OF FIGURE	

FIELD MAINTENANCE
RIGHT SIDE EXTERIOR BODY ARMOR

Right Side Exterior Body Armor - (CONTINUED)



B23P1800109

Figure 175. Right Side Exterior Body Armor.

Right Side Exterior Body Armor - (CONTINUED)

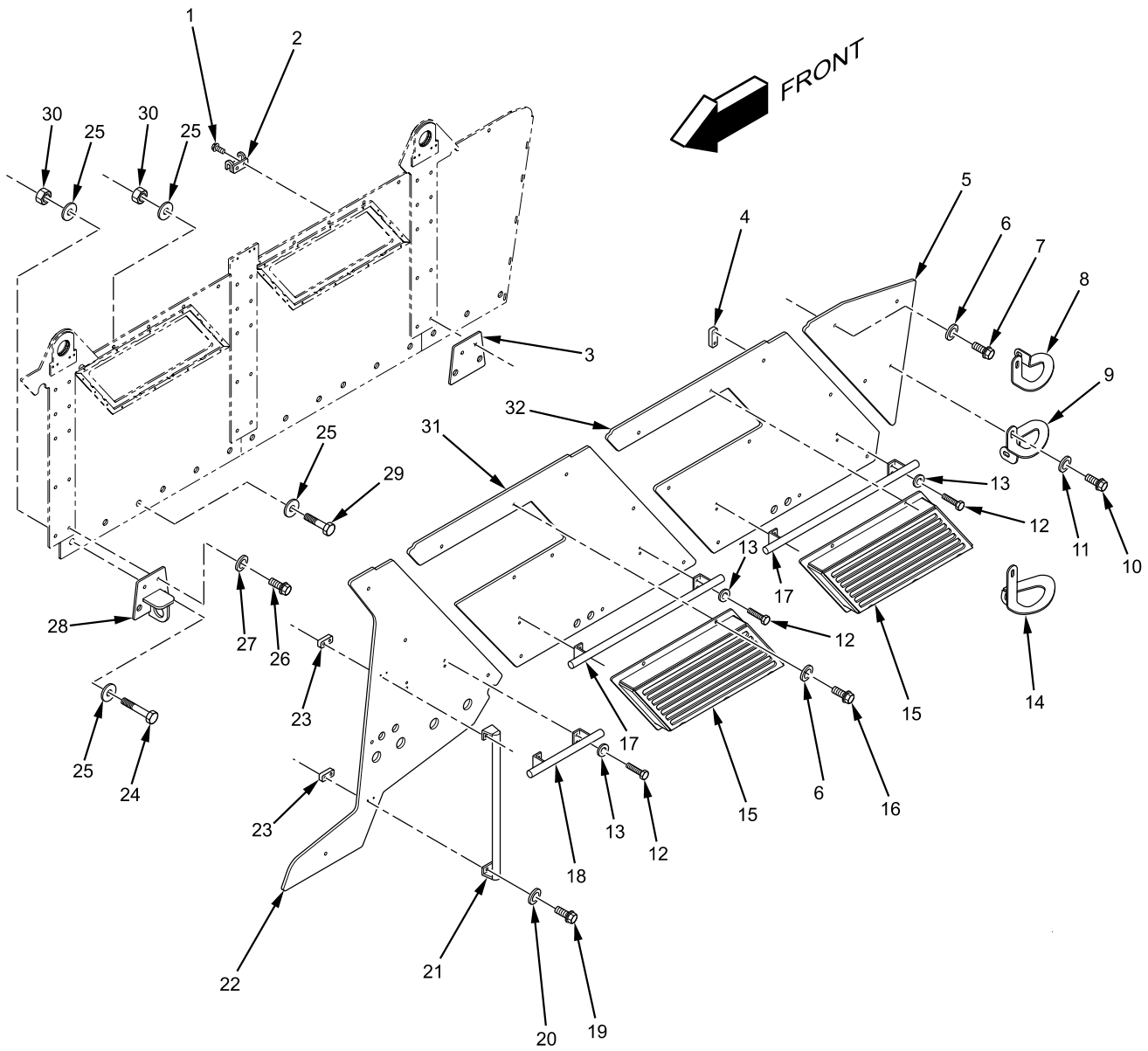
(1) ITEM NO.	(2) SMR CODE	(3) NSN	(4) CAGEC	(5) PART NUMBER	(6) DESCRIPTION AND USABLE ON CODE (UOC)	(7) QTY
					GROUP 1801 BODY, CAB, HOOD, AND HULL ASSEMBLIES	
					FIGURE Right Side Exterior Body 175 Armor.	
1	PAFZZ	2510-01-555-4860	535V1	0148126613-00	PANEL, ARMOR, SIDE, REAR	1
2	PAFZZ	2590-01-555-4861	535V1	0148126612-00	PANEL, ARMOR, RIGHT SIDE, REAR-MIDDLE	1
3	PAFZZ	5340-01-568-6197	535V1	0147030523-00	PLATE, MOUNTING.....	4
4	PAFZZ	5306-01-556-6477	338X5	3821092C1	5/16 - 18 TPI. BOLT, MACHINE	6
5	PAFZZ	5310-01-189-8385	338X5	25710R1	1/2 - 13 X 2-1/2 IN. WASHER, FLAT	30
6	PAFZZ	5340-01-556-5672	535V1	0147030855-00	1/2-IN. BRACKET, ANCHORING	2
7	PAFZZ	5306-01-585-2444	338X5	40352R1	BOLT	6
8	PAFZZ	5310-01-346-9430	0Y3H3	33635	1 - 14 X 4 IN. WASHER, HARDENED	32
9	PAFZZ	5306-01-556-6528	0Y3H3	18467	1-IN. BOLT	16
10	PAFZZ	2590-01-555-4858	535V1	0147036611-00	1 - 14 X 3-1/2 IN. PANEL, ARMOR, RIGHT SIDE, FRONT-MIDDLE	1
11	PAFZZ	2590-01-555-4856	338X5	3112927C1L	PANEL, ARMOR, RIGHT SIDE, FRONT	1
12	PAFZZ	5306-01-580-0039	338X5	30004R1	BOLT	22
13	PAFZZ	5340-01-568-6136	535V1	0147030506-00	M8 - 1.25 X 30 MM BRACKET, HOOK	3
14	PAFZZ	5306-01-580-0065	338X5	40356R1	SCREW, CAP, HEXAGON	6
15	PAFZZ	5310-01-587-3318	338X5	40342R1	7/16 - 14 X 3/4 IN. NUT	16
16	PAFZZ		338X5	3857093C1	1 - 14 TPI. PLATE, TIE DOWN SHIM	2
17	PCFZZ		535V1		SEAL	1
18	PAFZZ	2510-01-556-5674	535V1	3112926C1L	DOOR, NUCLEAR-BIOLOGICAL-CHEMICAL (N.B.C.).....	1
19	PAFZZ	5310-01-556-5515	338X5	30327R1	WASHER.....	4
20	PAFZZ	5306-01-566-5922	338X5	30023R1	M10 BOLT, HEXAGON HEAD.....	4
21	PAFZZ	2590-01-568-6422	535V1	0148030935-00	M10 - 1.5 X 40 MM PLATE, FRONT GRAB HANDLE	2
22	PAFZZ	5310-01-065-2596	338X5	25709R1	1/4 - 20 TPI. WASHER, FLAT	24
					3/8-IN.	

Right Side Exterior Body Armor - (CONTINUED)

(1) ITEM NO.	(2) SMR CODE	(3) NSN	(4) CAGEC	(5) PART NUMBER	(6) DESCRIPTION AND USABLE ON CODE (UOC)	(7) QTY
23	PAFZZ	2540-01-568-6291	535V1	0148030955-00	HANDLE, FRONT EQUIPPING, RIGHT	1
24	PAFZZ	2540-01-568-6283	338X5	3687465C1L	HANDLE, DOOR	1
25	PAFZZ	5310-01-361-8386	338X5	25707R1	WASHER, FLAT	4
26	PAFZZ	5306-01-578-0543	338X5	174602C1	1/4-IN. BOLT	4
27	PAFZZ	5306-01-587-3256	338X5	22732R1	1/4 - 20 X 1-1/4 IN. BOLT	8
28	PAFZZ	5310-01-283-7623	338X5	25708R1	5/16 - 18 X 1-1/4 IN. WASHER, FLAT	24
29	PAFZZ	5306-01-555-4985	0Y3H3	19932	5/16-IN. BOLT, MACHINE	15
30	PAFZZ	2540-01-556-5671	535V1	0147030945-00	3/8 - 16 X 1-1/4 IN. HANDLE, MIDDLE EQUIPPING	2
31	PAFZZ	2590-01-555-4868	338X5	3830122C1L	GUARD, RIOT PROTECTION, RIGHT SIDE, FRONT	1
32	PAFZZ	5306-01-556-6624	338X5	3820980C2	BOLT, FLANGE	9
33	PAFZZ	2590-01-555-4915	535V1	0147030865-00	3/8 - 16 X 1-1/2 IN. GUARD, RIOT PROTECTION, RIGHT SIDE, REAR	1
34	PAFZZ	2540-01-556-5662	535V1	0147030485-00	LADDER, LOWER, RIGHT SIDE	1
35	PAFZZ	5310-01-556-5376	338X5	25553R1	WASHER, FLAT	3
36	PAFZZ	5306-01-555-5144	338X5	3820293C2	3/8-IN. BOLT, MACHINE	3
37	PAFZZ	2540-01-556-5661	535V1	0147030483-00	3/8 - 16 X 1-3/4 IN. LADDER, MIDDLE, RIGHT SIDE	1
38	PAFZZ	2540-01-556-5660	535V1	0147030481-00	LADDER, UPPER, RIGHT SIDE	1
					END OF FIGURE	

FIELD MAINTENANCE
LEFT SIDE EXTERIOR BODY ARMOR

Left Side Exterior Body Armor - (CONTINUED)



B23P1800104

Figure 176. Left Side Exterior Body Armor.

Left Side Exterior Body Armor - (CONTINUED)

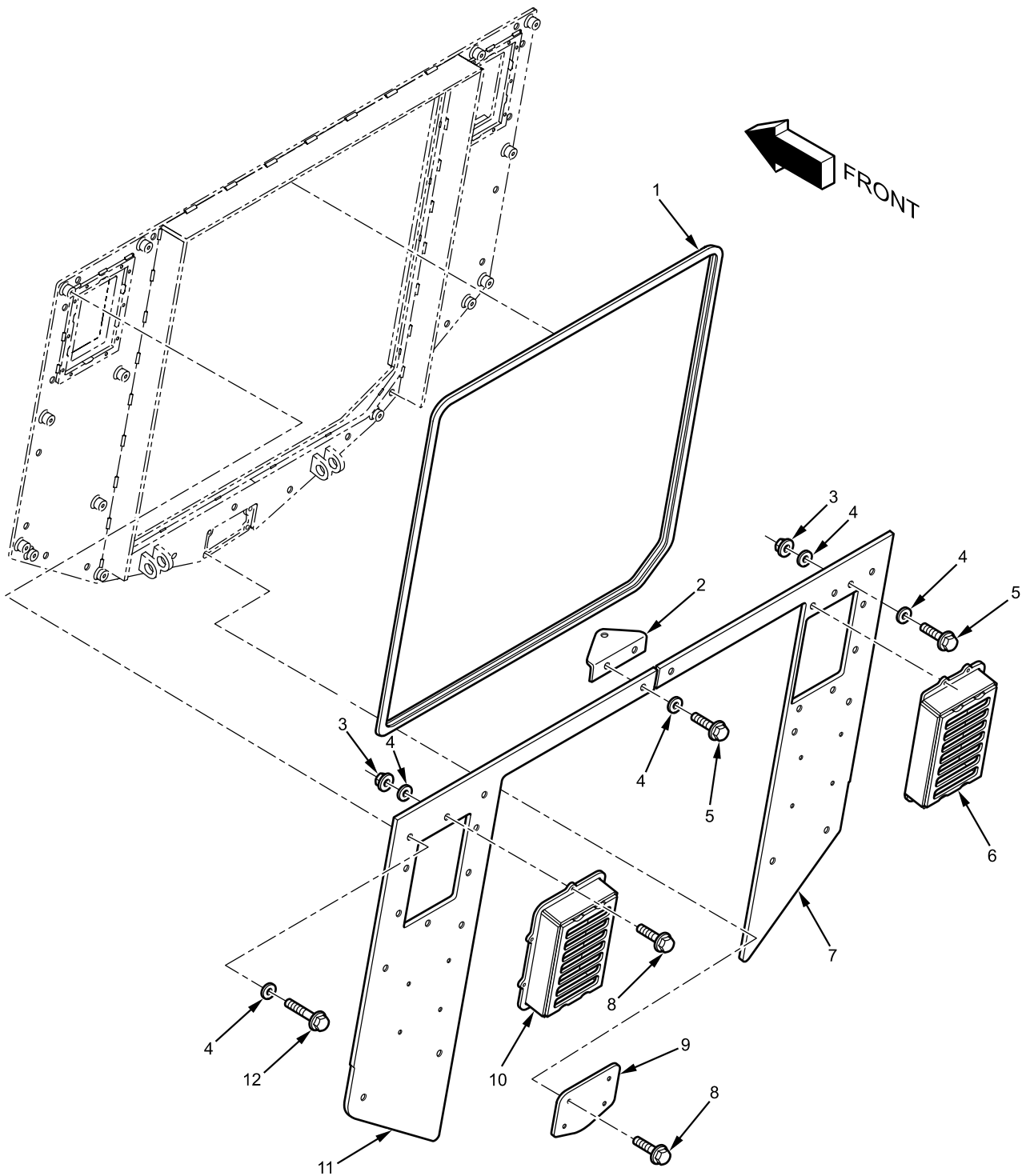
(1) ITEM NO.	(2) SMR CODE	(3) NSN	(4) CAGEC	(5) PART NUMBER	(6) DESCRIPTION AND USABLE ON CODE (UOC)	(7) QTY
					GROUP 1801 BODY, CAB, HOOD, AND HULL ASSEMBLIES	
					FIGURE Left Side Exterior Body 176 Armor.	
1	PAFZZ	5306-01-580-0065	338X5	40356R1	SCREW, CAP, HEXAGON 7/16 - 14 X 3/4 IN.	4
2	PAFZZ	5340-01-568-6136	535V1	0147030506-00	BRACKET, HOOK	2
3	PAFZZ		338X5	3857093C1	PLATE, TIE DOWN SHIM	2
4	PAFZZ	5340-01-568-6197	535V1	0147030523-00	PLATE, MOUNTING..... 5/16 - 18 TPI.	6
5	PAFZZ	2510-01-555-4860	535V1	0148126613-00	PANEL, ARMOR, SIDE, REAR	1
6	PAFZZ	5310-01-065-2596	0Y3H3	33115	WASHER, FLAT	25
					3/8-IN.	
7	PAFZZ	5306-01-555-4985	0Y3H3	19932	BOLT, MACHINE	17
					3/8 - 16 X 1-1/4 IN.	
8	PAFZZ	2541-01-556-5679	535V1	0147030482-00	LADDER, UPPER, LEFT SIDE	1
9	PAFZZ	2540-01-556-5680	535V1	0147030484-00	LADDER, MIDDLE, LEFT SIDE	1
10	PAFZZ	5306-01-555-5144	0Y3H3	19933	BOLT, MACHINE	3
					3/8 - 16 X 1-3/4 IN.	
11	PAFZZ	5310-01-584-3539	338X5	25724R1	WASHER, FLAT	3
					3/8-IN.	
12	PAFZZ	5306-01-587-3256	338X5	22732R1	BOLT	12
					5/16 - 18 X 1-1/4 IN.	
13	PAFZZ	5310-01-283-7623	338X5	25708R1	WASHER, FLAT	24
					5/16-IN.	
14	PAFZZ	2540-01-556-5681	535V1	0147030486-00	LADDER, LOWER, LEFT SIDE	1
15	PAFZZ	2510-01-556-5683	338X5	3830123C1L	GUARD, RIOT PROTECT, LEFT SIDE	2
16	PAFZZ	5306-01-556-6624	338X5	3820980C2	BOLT, FLANGE	8
					3/8 - 16 X 1-1/2 IN.	
17	PAFZZ	2540-01-556-5671	535V1	0147030945-00	HANDLE, MIDDLE EQUIPPING	2
18	PAFZZ	2540-01-568-6290	535V1	0148030956-00	HANDLE, FRONT, EQUIPPING, LEFT	1
19	PAFZZ	5306-01-578-0543	338X5	174602C1	BOLT	4
					1/4 - 20 X 1-1/4 IN.	
20	PAFZZ	5310-01-361-8386	338X5	25707R1	WASHER, FLAT	4
					1/4-IN.	
21	PAFZZ	2540-01-568-6283	535V1	0148030936-00	HANDLE, DOOR.....	1
22	PAFZZ	2590-01-555-4864	535V1	0147036610-00	PANEL, ARMOR, LEFT SIDE, FRONT	1
23	PAFZZ	2590-01-568-6422	338X5	3688652C1L	PLATE, FRONT GRAB HANDLE	2
					1/4 - 20 TPI.	
24	PAFZZ	5306-01-585-2444	338X5	40352R1	BOLT	6
					1 - 14 X 4 IN.	
25	PAFZZ	5310-01-346-9430	0Y3H3	33635	WASHER, HARDENED	32
					1-IN.	

Left Side Exterior Body Armor - (CONTINUED)

(1) ITEM NO.	(2) SMR CODE	(3) NSN	(4) CAGEC	(5) PART NUMBER	(6) DESCRIPTION AND USABLE ON CODE (UOC)	(7) QTY
26	PAFZZ	5306-01-556-6477	338X5	3821092C1	BOLT, MACHINE 1/2 - 13 X 2-1/2 IN.	6
27	PAFZZ	5310-01-189-8385	338X5	25710R1	WASHER, FLAT 1/2-IN.	30
28	PAFZZ		338X5	3112922C1	BRACKET, ANCHORING	1
29	PAFZZ	5306-01-556-6528	0Y3H3	18467	BOLT 1 - 14 X 3-1/2 IN.	16
30	PAFZZ	5310-01-587-3318	338X5	40342R1	NUT 1 - 14 TPI.	16
31	PAFZZ	2590-01-555-4866	535V1	0147036612-00	PANEL, ARMOR, LEFT SIDE, FRONT-MIDDLE	1
32	PAFZZ	2590-01-555-4861	535V1	0148126612-00	PANEL, ARMOR, LEFT SIDE, REAR-MIDDLE END OF FIGURE	1

FIELD MAINTENANCE
REAR WALL ASSEMBLY

Rear Wall Assembly - (CONTINUED)



B23P0600112

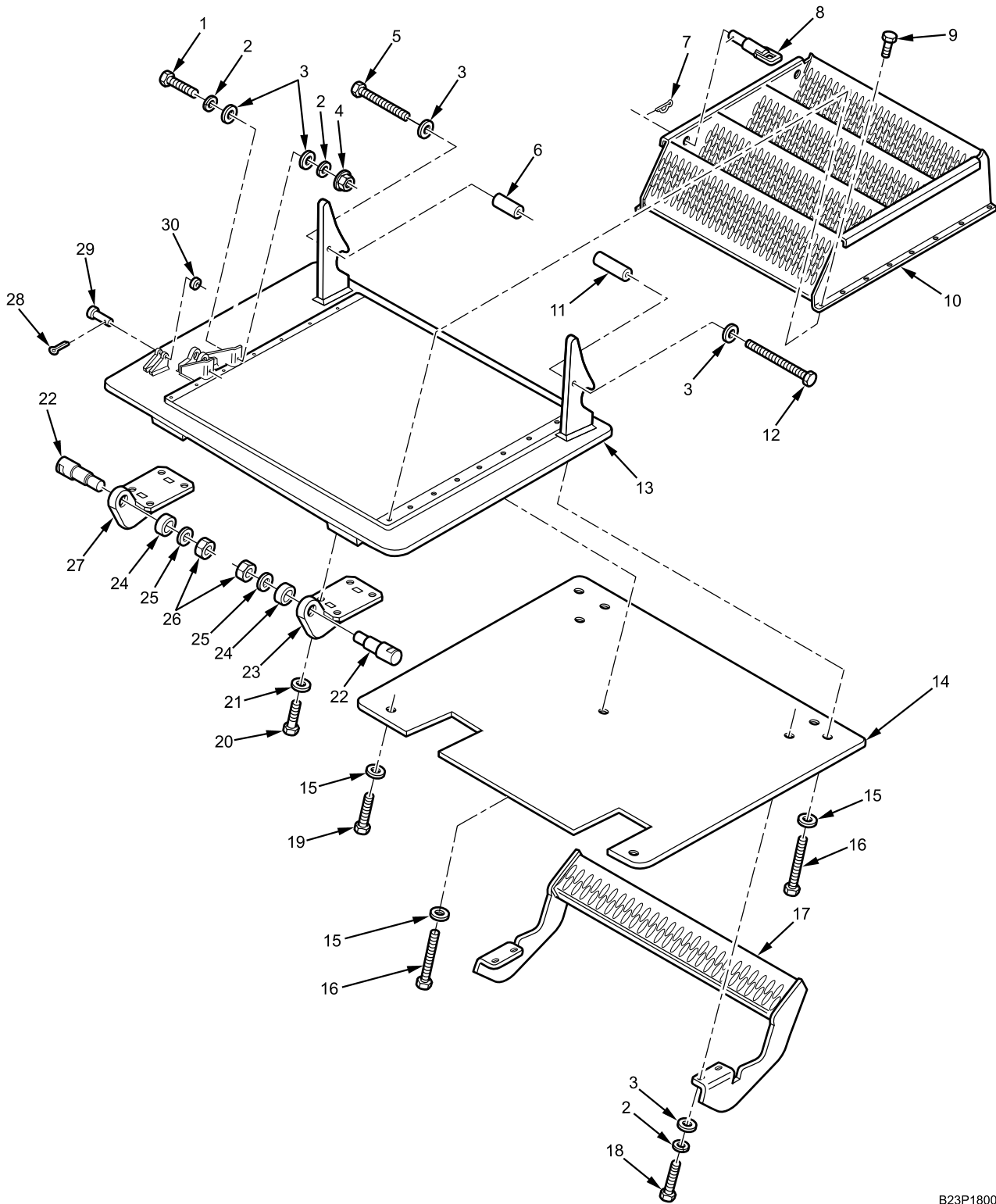
Figure 177. Rear Wall Assembly.

Rear Wall Assembly - (CONTINUED)

(1) ITEM NO.	(2) SMR CODE	(3) NSN	(4) CAGEC	(5) PART NUMBER	(6) DESCRIPTION AND USABLE ON CODE (UOC)	(7) QTY
					GROUP 1801 BODY, CAB, HOOD, AND HULL ASSEMBLIES FIGURE Rear Wall Assembly. 177	
1	PCFZZ	5330-01-568-3541	338X5	3689097C1L	SEAL, NONMETALLIC.....	1
2	PAFZZ	5340-01-556-5768	338X5	3689092C1L	BRACKET, MOUNTING	1
3	PAFZZ	5310-01-008-6782	81205	BACN10WL6-16P	NUT, PLAIN, EXTENDED	12
					3/8 - 16 TPI.	
4	PAFZZ	5310-01-189-8385	338X5	25710R1	WASHER, FLAT	26
5	PAFZZ	5306-01-555-4985	0Y3H3	19932	BOLT, MACHINE	4
					3/8 - 16 X 1-1/4 IN.	
6	PAFZZ	2540-01-556-5685	338X5	3830124C1L	GUARD, RIOT, REAR WALL, RH	1
7	PAFZZ	2590-01-555-4872	535V1	0147066615-00	ARMOR, REAR WALL, RH	1
8	PAFZZ	5306-01-555-5144	0Y3H3	19933	BOLT, MACHINE	18
					3/8 - 16 X 1-3/4 IN.	
9	PAFZZ	2510-01-556-5684	338X5	3689038C1L	OVERLAP, REAR WALL	1
10	PAFZZ	2541-01-556-5686	338X5	3830125C1L	GUARD, RIOT, REAR WALL, LH.....	1
11	PAFZZ	2510-01-555-4870	535V1	0147066616-00	ARMOR, REAR WALL, LH.....	1
12	PAFZZ	2510-01-556-6369	338X5	3676970C1	BOLT, MACHINE	8
					3/8 - 16 X 2-3/4 IN. END OF FIGURE	

FIELD MAINTENANCE
REAR DOOR RAMP ASSEMBLY

Rear Door Ramp Assembly - (CONTINUED)



B23P1800194

Figure 178. Rear Door Ramp Assembly.

Rear Door Ramp Assembly - (CONTINUED)

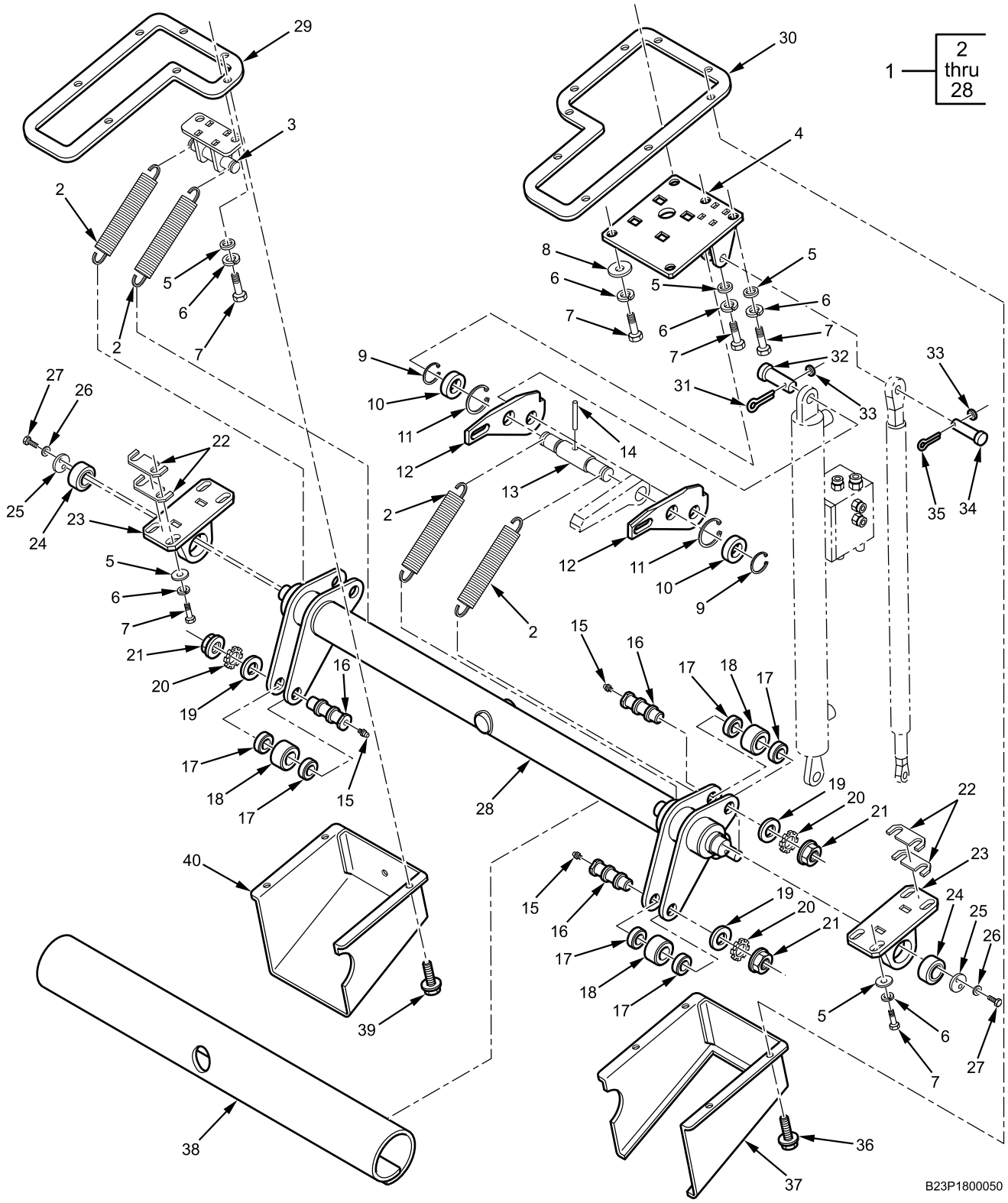
(1) ITEM NO.	(2) SMR CODE	(3) NSN	(4) CAGEC	(5) PART NUMBER	(6) DESCRIPTION AND USABLE ON CODE (UOC)	(7) QTY
					GROUP 1801 BODY, CAB, HOOD, AND HULL ASSEMBLIES FIGURE Rear Door Ramp Assembly. 178	
1	PAFZZ	5306-01-556-6624	338X5	3820980C2	BOLT, FLANGE 3/8 - 16 X 1-1/2 IN.	2
2	PAFZZ	5310-01-556-4486	338X5	120382	WASHER, LOCK 3/8-IN.	10
3	PAFZZ	5310-01-065-2596	0Y3H3	33115	WASHER, FLAT 3/8-IN.	10
4	PAFZZ	5310-01-008-6782	81205	BACN10WL6-16P	NUT, PLAIN, EXTENDED 3/8 - 16 TPI.	2
5	PAFZZ		338X5	3676971C1	BOLT, HEX HEAD 3/8 - 16 X 3-3/4 IN.	1
6	PAFZZ	3120-01-556-5771	535V1	0147070558-00	BUSHING, THREADED PIN, RETAINING	1
7	PAFZZ	5315-01-568-3540	535V1	5340000466-00	PIN, RETAINING	1
8	PAFZZ	5315-01-556-5692	338X5	3688870C1L	PIN, CYLINDER BOTTOM.....	1
9	PAFZZ	5306-01-566-6378	338X5	3824436C1L	BOLT, HEXAGON HEAD..... 3/8 - 16 X 3/4 IN.	16
10	PAFZZ	2510-01-556-5769	535V1	0147070551-00	STEPS, WELDED.....	1
11	PAFZZ	5325-01-568-5916	535V1	0147070557-00	BUSHING, THREADED	1
12	PAFZZ	5305-01-579-6731	099H6	433237001	BOLT, MACHINE..... 3/8 - 16 X 4 IN.	1
13	PAFZZ		338X5	3689091C1	DOOR, RAMP WELDED.....	1
14	PAFZZ	5340-01-556-5712	338X5	3689029C1L	COVER, ACCESS ARMOR	1
15	PAFZZ	5310-01-244-7460	338X5	120388	WASHER, FLAT 3/8-IN.	5
16	PAFZZ	5306-01-186-6974	89346	24843R1	BOLT, HEX 3/8 - 16 X 2 IN.	3
17	PAFZZ	2590-01-556-5690	535V1	0147070686-00	STEP ASSEMBLY.....	1
18	PAFZZ	5306-01-579-6484	338X5	20153R1	BOLT, HEX 3/8 - 16 X 1-1/2 IN.	4
19	PAFZZ	5306-01-555-4985	0Y3H3	19932	BOLT, MACHINE..... 3/8 - 16 X 1-1/4 IN.	2
20	PAFZZ	5306-01-556-6476	0Y3H3	19805	BOLT, HEX 1/2 - 13 X 1 IN.	8
21	PAFZZ	5310-01-189-8385	338X5	25710R1	WASHER, FLAT 1/2-IN.	8
22	PAFZZ	5315-01-556-5709	535V1	0147070921-00	PIN, STRAIGHT HEADED.....	2
23	PAFZZ	5340-01-568-7384	535V1	0147070564-00	HINGE, REAR DOOR.....	1
24	PAFZZ	3120-01-556-5719	535V1	5340000421-00	LEFT BUSHING, SLEEVE.....	2
25	PAFZZ	2590-01-556-5710	535V1	0147070922-00	SPACER, AXIS.....	2

Rear Door Ramp Assembly - (CONTINUED)

(1) ITEM NO.	(2) SMR CODE	(3) NSN	(4) CAGEC	(5) PART NUMBER	(6) DESCRIPTION AND USABLE ON CODE (UOC)	(7) QTY
26	PAFZZ	5310-01-568-3545	338X5	40365R1	NUT, SELF-LOCKING	2
					1 - 12 TPI.	
27	PAFZZ	2510-01-556-5695	535V1	0147070925-00	HINGE, REAR DOOR	1
					RIGHT	
28	PAFZZ	5315-01-568-5844	338X5	3113654C1	RETAINER, SPLIT PIN	1
29	PAFZZ	5315-01-568-5842	535V1	0147070920-00	PIN, STRAIGHT HEADED	1
30	PAFZZ	5310-00-950-1310	96906	MS27183-4	WASHER, FLAT	1
					END OF FIGURE	

FIELD MAINTENANCE
REAR DOOR RAMP LOCK ASSEMBLY

Rear Door Ramp Lock Assembly - (CONTINUED)



B23P1800050

Figure 179. Rear Door Ramp Lock Assembly.

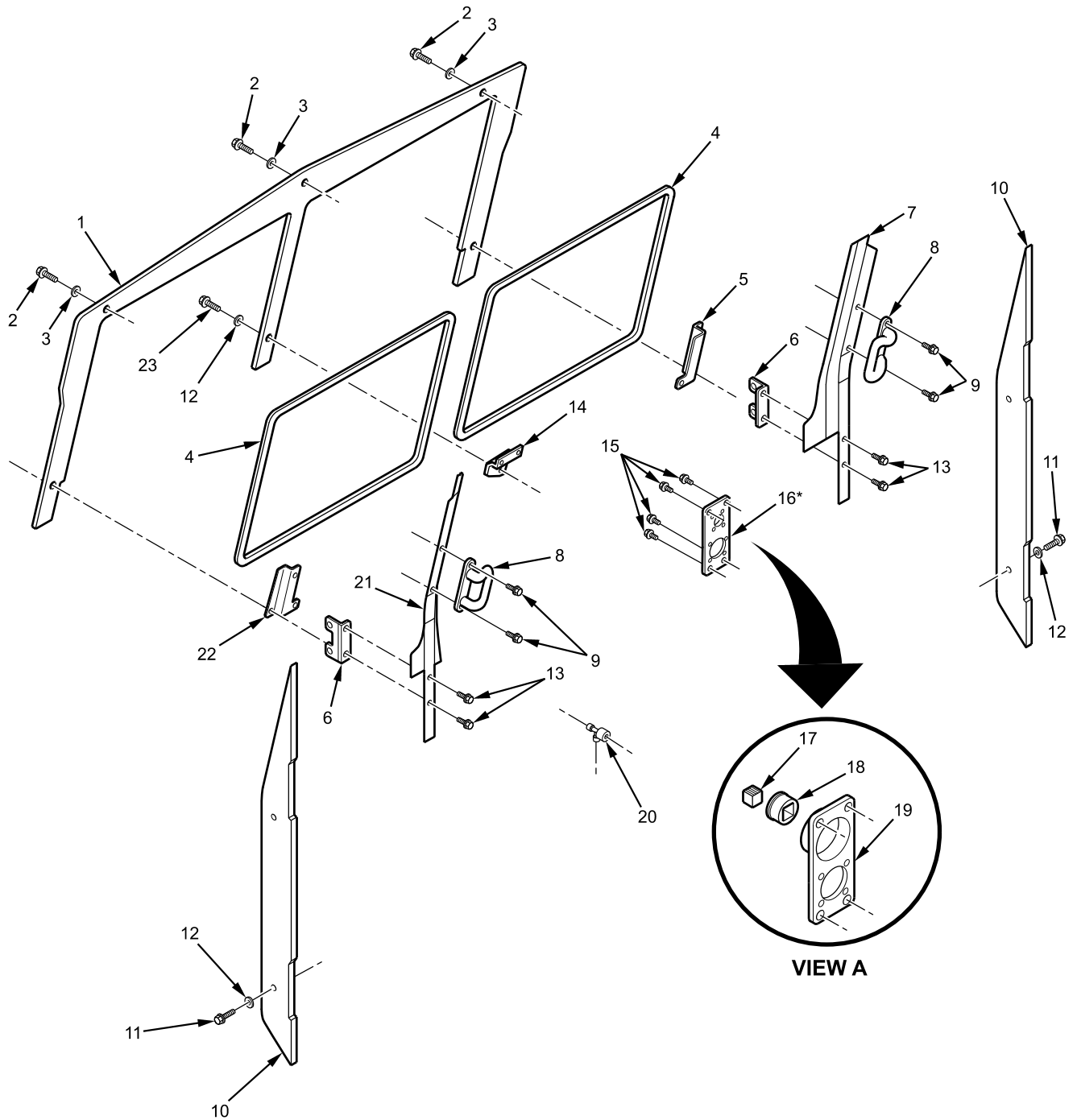
Rear Door Ramp Lock Assembly - (CONTINUED)

(1) ITEM NO.	(2) SMR CODE	(3) NSN	(4) CAGEC	(5) PART NUMBER	(6) DESCRIPTION AND USABLE ON CODE (UOC)	(7) QTY
					GROUP 1801 BODY, CAB, HOOD, AND HULL ASSEMBLIES	
					FIGURE Rear Door Ramp Lock 179 Assembly.	
1	PAFFF	2540-01-580-5242	338X5	3838692C91	LATCH DOOR ASSEMBLY, STAIRS....	1
2	PAFZZ	5365-01-556-5714	338X5	3112988C1L	. SPRING, SPECIAL	4
3	PAFZZ	5360-01-556-5696	338X5	3112970C1L	. SPRINGS, HOLDER	1
4	PAFZZ	2590-01-556-5694	338X5	3112968C1L	. MOUNT, CYLINDER	1
5	PAFZZ	5310-01-556-6501	338X5	25846R1	. WASHER, FLAT	12
					7/16-IN.	
6	PAFZZ	5310-00-480-6170	338X5	120383	. WASHER, SPRING	15
7	PAFZZ	5305-01-556-6637	338X5	208490R1	. BOLT, HEX	15
					3/8 - 16 X 8-1/4 IN.	
8	PAFZZ	5310-01-536-1565	45152	9KK120	. WASHER, FLAT	4
9	PAFZZ	5325-01-556-6681	338X5	3114019C1	. RING	2
10	PAFZZ	3120-01-556-5720	338X5	3112999C1L	. BEARING, SLEEVE	2
11	PAFZZ	5365-01-556-6682	535V1	5340000464-00	. RING, INTERNAL CIRCULAR CLIP ..	2
12	PAFZZ	5340-01-556-5698	338X5	3112971C91L	. LEVER CAM	1
13	PAFZZ	9999-01-556-5711	338X5	3112985C1L	. AXIS CYLINDER TOP	1
14	PAFZZ		338X5	3114013C1	. PIN, ROLL	1
15	PAFZZ	4730-01-556-5715	338X5	3112989C1L	. NIPPLE, GREASE	3
16	PAFZZ	2590-01-556-5701	338X5	3112975C1L	. AXIS ROLLER	3
17	PAFZZ	5365-01-556-5702	338X5	3112976C1L	. SPACER, AXIS	6
18	PAFZZ	3120-01-556-6670	338X5	3114017C1	. ROLLER, FOLLOWER	3
19	PAFZZ	5310-01-556-5386	338X5	25712R1	. WASHER, FLAT	3
					3/4-IN.	
20	PAFZZ	5310-01-556-6815	0Y3H3	40258	. WASHER, TOOTHED LOCK	1
					M20	
21	PAFZZ	5310-01-556-6480	0Y3H3	0167013	. NUT, FLANGE	3
					3/4 - 10 TPI.	
22	PAFZZ		535V1	0148010967-00	. SPACER	8
23	PAFZZ	3130-01-556-5693	338X5	3112966C1L	. BEARING HOUSING	2
24	PAFZZ	3120-01-556-5719	535V1	5340000421-00	. BUSHING, SLEEVE	2
25	PAFZZ	5310-01-556-5703	338X5	3112977C1L	. WASHER, DOUBLE HOLE	2
26	PAFZZ	5310-00-582-5965	338X5	120380	. WASHER, SPRING	4
27	PAFZZ	5306-01-281-1762	89346	25752R1	. BOLT, HEX FLANGED	4
					1/4 - 20 X 1/2 IN.	
28	PAFZZ	2590-01-556-5691	338X5	3112965C91	. LOCKER SHAFT	1
29	PAFZZ	5340-01-587-3296	338X5	3693145C1L	PLATE, REAR LATCH COVER	1
30	PAFZZ	5340-01-556-5601	338X5	3693146C1L	PLATE, REAR LATCH COVER	1
31	PAFZZ		338X5	30243R1	PIN, COTTER	1
32	PAFZZ	5315-01-568-5841	338X5	3688867C1L	PIN, CYLINDER TOP	1
33	PAFZZ	5310-0-021-8322	24617	218322	WASHER, FLAT	3
					1/8-IN.	
34	PAFZZ	5315-01-568-5843	338X5	3688868C1L	PIN, GAS SPRING TOP	1
35	PAFZZ	5315-01-568-5844	338X5	3113654C1L	RETAINER, SPLIT PIN	2

Rear Door Ramp Lock Assembly - (CONTINUED)

(1) ITEM NO.	(2) SMR CODE	(3) NSN	(4) CAGEC	(5) PART NUMBER	(6) DESCRIPTION AND USABLE ON CODE (UOC)	(7) QTY
36	PAFZZ	5306-01-556-6471	535V1	5310000616-00	BOLT, MACHINE 1/4 - 20 X 1/2 IN.	12
37	PAFZZ	2590-01-568-6252	338X5	3827522C4	COVER, REAR RAMP DOOR	1
38	PAFZZ	2590-01-568-6358	338X5	3689105C1L	TUBE, REAR RAMP DOOR FOAM PAD	1
39	PAFZZ	5306-01-556-6473	0Y3H3	14051	BOLT, MACHINE 5/16 - 18 X 1/2 IN.	4
40	PAFZZ	5340-01-556-5704	535V1	0147070916-00	COVER, REAR RAMP DOOR END OF FIGURE	1

FIELD MAINTENANCE
FRONT PROTECTION

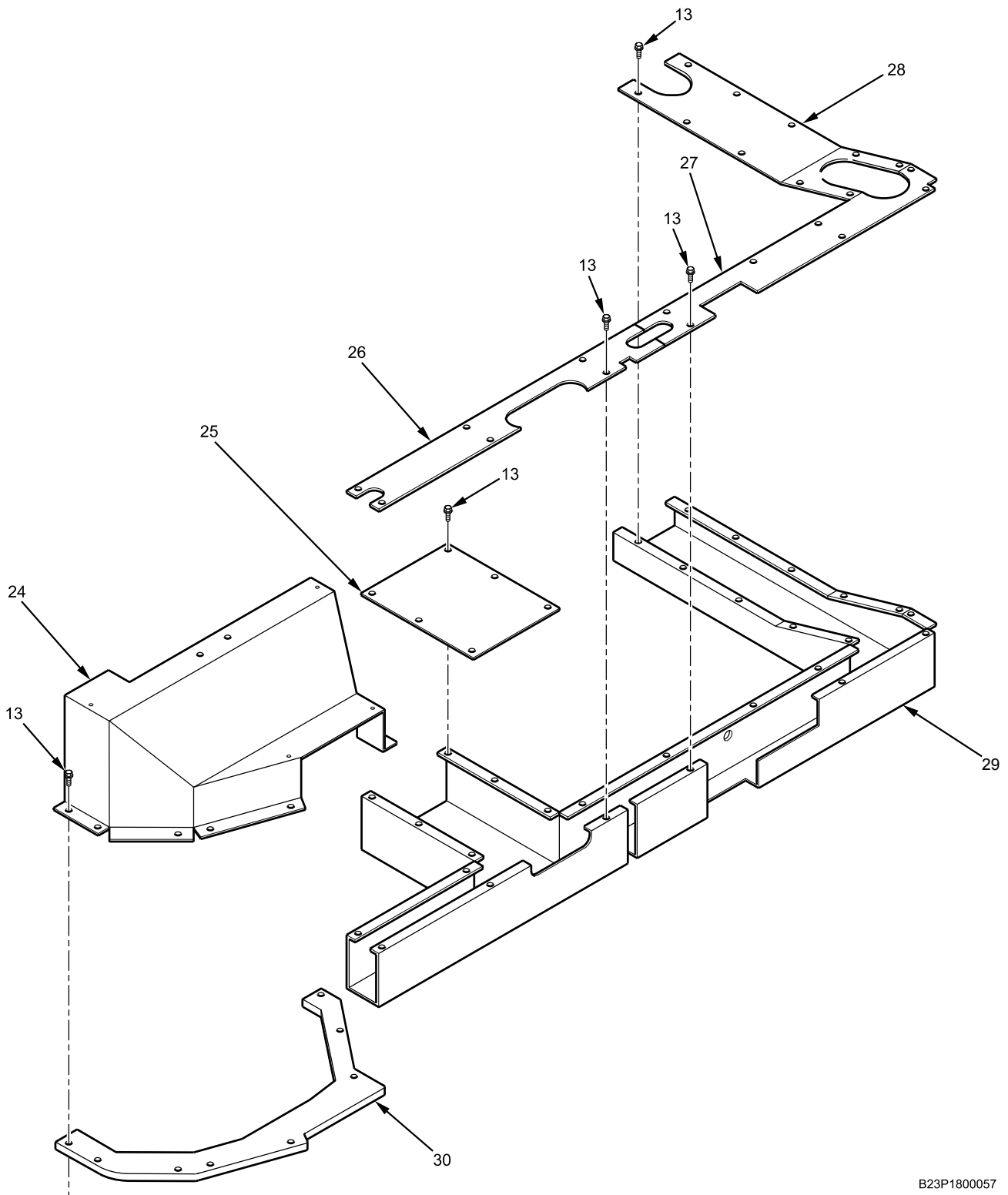


*See view A for three parts replacing item 16

B23P1800056

Figure 180. Front Protection (Sheet 1 of 2).

Front Protection - (CONTINUED)



B23P1800057

Figure 180. Front Protection (Sheet 2 of 2).

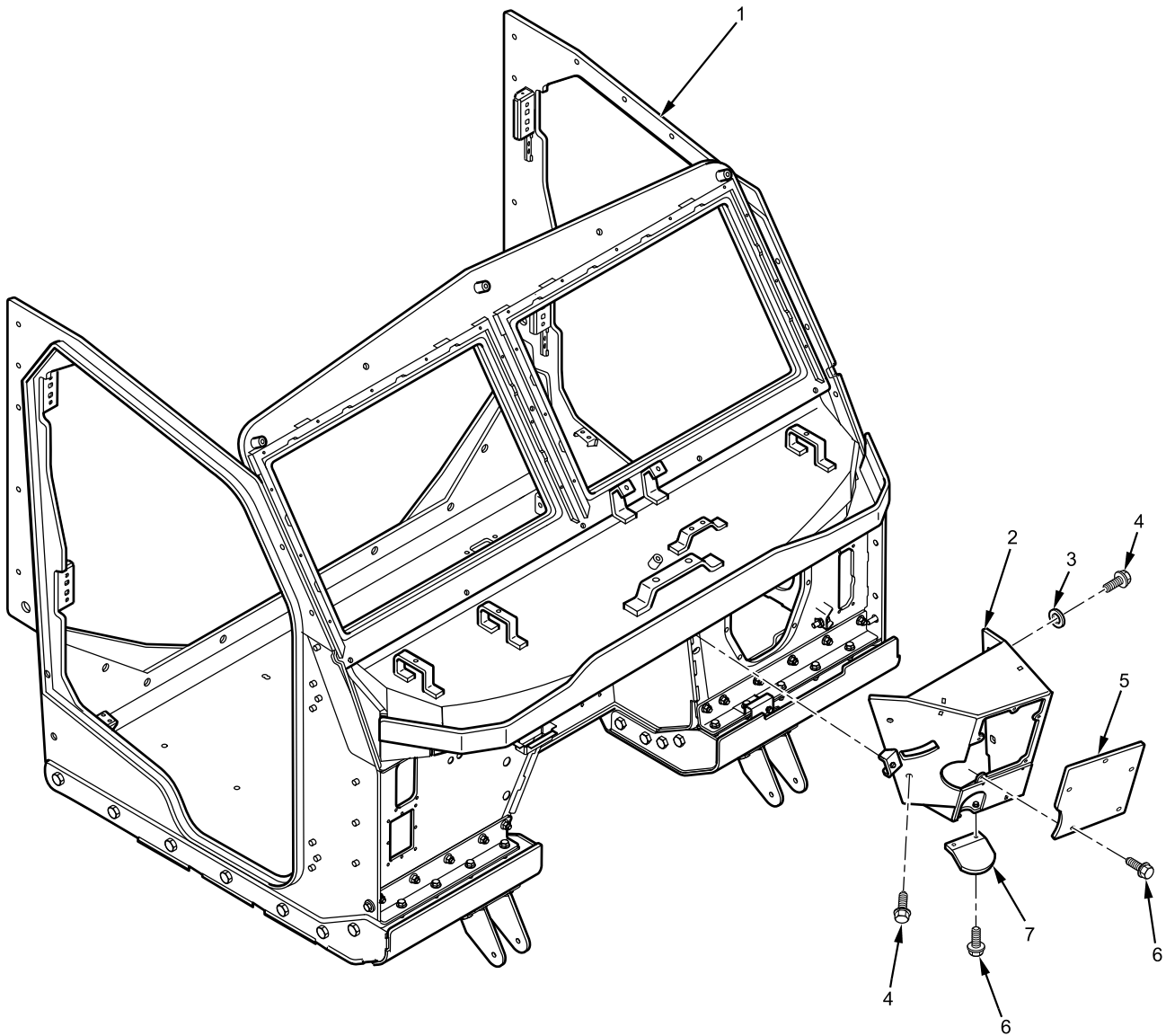
Front Protection - (CONTINUED)

(1) ITEM NO.	(2) SMR CODE	(3) NSN	(4) CAGEC	(5) PART NUMBER	(6) DESCRIPTION AND USABLE ON CODE (UOC)	(7) QTY
					GROUP 1801 BODY, CAB, HOOD, AND HULL ASSEMBLIES FIGURE Front Protection 180	
1	PAFZZ	9999-01-556-5736	535V1	0147026614-00	ARMOR, FRONT, ADD ON.....	1
2	PAFZZ	5306-01-556-6403	338X5	3820289C2	BOLT, FLANGE	3
					1/2 - 13 X 1-3/4 IN.	
3	PAFZZ	5310-01-189-8385	338X5	25710R1	WASHER, FLAT	3
					1/2-IN.	
4	PAFZZ	2510-01-567-7718	535V1	0147020443-00	TRIM, WINDOW.....	2
5	PAFZZ	5340-01-556-5732	338X5	3690625C1L	BRACKET, WINDSCREEN, RH.....	1
6	PAFZZ	5340-01-568-6122	535V1	0147020561-00	BRACKET, TRIM, A-PILLAR.....	2
7	PAFZZ	2590-01-568-6531	535V1	0147020559-00	COVER, A-PILLAR, RH	1
8	PAFZZ	2540-01-567-7846	535V1	5340000007-00	HANDLE.....	2
9	PAFZZ	5305-01-566-6346	338X5	426816	SCREW.....	4
					1/4 - 20 X 3/4 IN.	
10	PAFZZ	2510-01-556-5748	535V1	0147036608-00	ARMOR, COWL, ADD ON	2
11	PAFZZ	5306-01-555-5144	0Y3H3	19933	BOLT, MACHINE	6
					3/8 - 16 X 1-3/4 IN.	
12	PAFZZ	5310-01-584-3539	338X5	25724R1	WASHER, FLAT	3
					3/8-IN.	
13	PAFZZ	5306-01-556-6471	338X5	3821078C1	BOLT, FLANGE	41
					1/4 - 20 X 1/2 IN.	
14	PAFZZ	5340-01-556-5733	338X5	3690626C1L	BRACKET, WINDSCREEN, CENTER .	1
15	PAFZZ	5306-01-556-6417	0Y3H3	14007	BOLT, MACHINE	4
					1/4 - 20 X 3/4 IN.	
16	PAFZZ	2590-01-568-6168	338X5	3113641C1	PLATE, PASS-THRU, EARLY DESIGN	1
17	PCFZZ		95909	RM20W40	PLUG, LATE DESIGN.....	2
18	PAFZZ	5975-01-578-6278	338X5	3835736C1	FRAME, LATE DESIGN	1
19	PAFZZ	2510-01-566-6127	338X5	3826282C2	PLATE, PASS-THRU, LATE DESIGN..	1
20	PAFZZ	4730-01-568-5875	338X5	2035693C1	TEE, QUICK CONNECT	1
21	PAFZZ	2590-01-568-6531	338X5	3689852C1L	COVER, A-PILLAR, LH.....	1
22	PAFZZ	5340-01-556-5731	338X5	3690624C1L	BRACKET, WINDSCREEN, LH.....	1
23	PAFZZ	5306-01-555-4985	0Y3H3	19932	BOLT, MACHINE	1
					3/8 - 16 X 1-1/4 IN.	
24	PAFZZ	2590-01-568-6346	535V1	0148120978-00	COVER ASSEMBLY	1
25	PAFZZ	2540-01-568-6280	535V1	0147120571-00	COVER, WIRE DUCT	1
26	PAFZZ	2540-01-568-6279	535V1	0148120975-00	COVER, WIRE DUCT	1
27	PAFZZ	2540-01-568-6277	535V1	0147120568-00	COVER, WIRE DUCT	1
28	PAFZZ	2540-01-568-6267	535V1	0147120566-00	DUCT, MAIN 2.....	1
29	PAFZZ	2540-01-568-6269	535V1	0148120977-00	DUCT, MAIN 1.....	1
30	PAFZZ	2540-01-568-6278	535V1	0147120569-00	PLATE, WIRE TUNNEL	1
					END OF FIGURE	

FIELD MAINTENANCE

FLAT BACK COWL ASSEMBLY AND DRIVER CONTROL MODULE (DCM) COVER

Flat Back Cowl Assembly and Driver Control Module (DCM) Cover - (CONTINUED)



B23P1800128

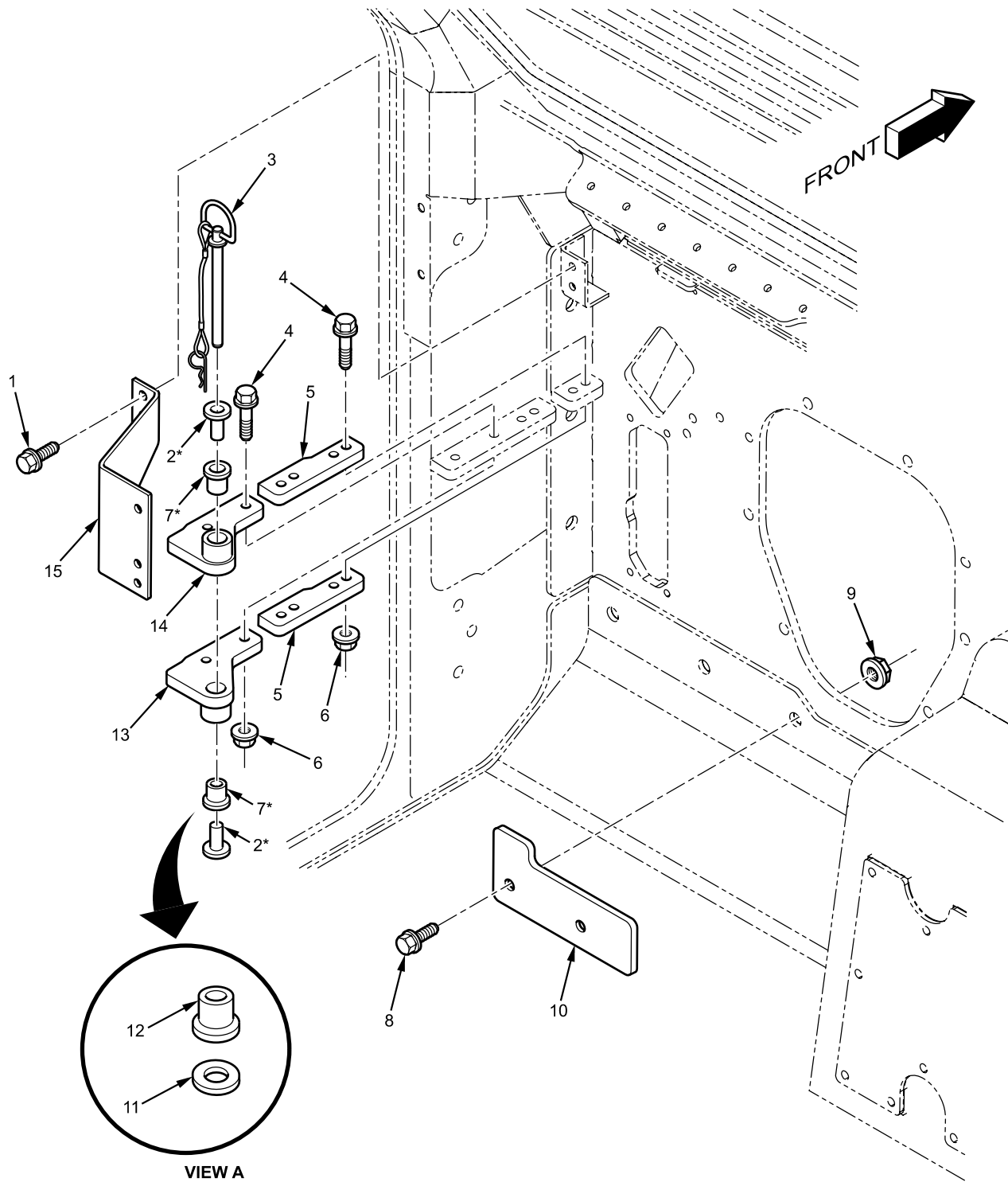
Figure 181. Flat Back Cowl Assembly and DCM Cover.

Flat Back Cowl Assembly and Driver Control Module (DCM) Cover - (CONTINUED)

(1) ITEM NO.	(2) SMR CODE	(3) NSN	(4) CAGEC	(5) PART NUMBER	(6) DESCRIPTION AND USABLE ON CODE (UOC)	(7) QTY
					GROUP 1801 BODY, CAB, HOOD, AND HULL ASSEMBLIES	
					FIGURE 181 Flat Back Cowl Assembly and DCM Cover.	
1	PAFFF		338X5	3693772C92	COWL ASSEMBLY, FLAT BACK	1
2	PAFZZ	2590-01-568-6398	338X5	3821696C2L	COVER, DCM, MAIN	1
3	PAFZZ	5310-01-189-8385	338X5	25710R1	WASHER, FLAT	2
4	PAFZZ	5306-01-556-6401	0Y3H3	19957	1/2-IN. BOLT, FLANGE	4
5	PAFZZ	2590-01-568-6397	338X5	3821697C1L	1/2 - 13 X 1-1/2 IN. COVER, DCM, FRONT ACCESS	1
6	PAFZZ	5306-01-556-4638	0Y3H3	19918	BOLT, FLANGE HEAD	7
7	PAFZZ	2590-01-568-6396	338X5	3821698C1L	5/16 - 18 X 1 IN. COVER, DCM, BOTTOM	1
					END OF FIGURE	

FIELD MAINTENANCE
DASH TO SIDE PANEL AND DOOR BRACES

Dash to Side Panel and Door Braces - (CONTINUED)



*See view A for replacement for items 2 and 7

B23P1800129

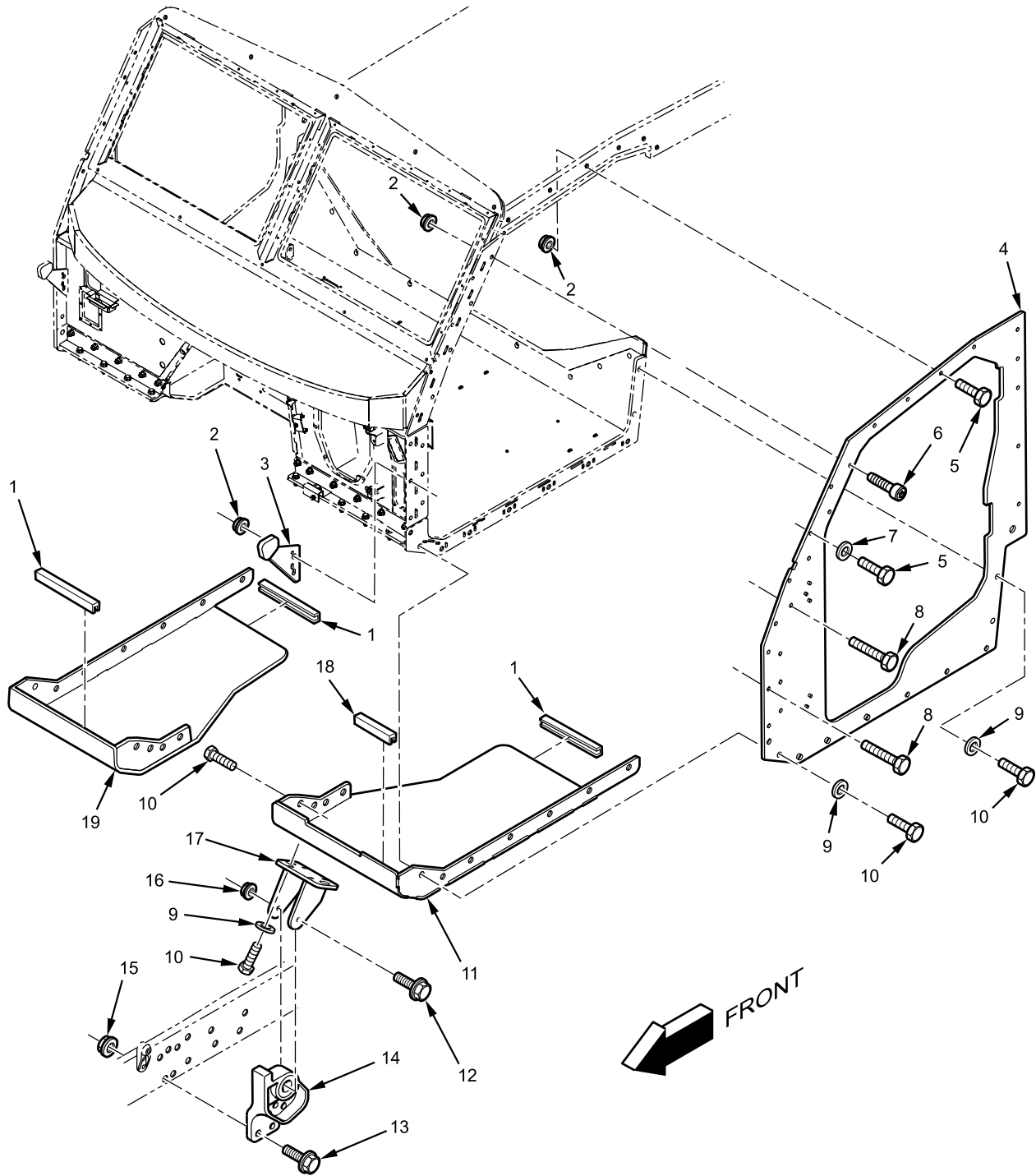
Figure 182. Dash to Side Panel and Door Braces.

Dash to Side Panel and Door Braces - (CONTINUED)

(1) ITEM NO.	(2) SMR CODE	(3) NSN	(4) CAGEC	(5) PART NUMBER	(6) DESCRIPTION AND USABLE ON CODE (UOC)	(7) QTY
					GROUP 1801 BODY, CAB, HOOD, AND HULL ASSEMBLIES	
					FIGURE Dash to Side Panel and Door 182 Braces.	
1	PAFZZ	5306-01-512-1673	338X5	3514273C1	BOLT, FLANGE HEAD	4
					M8 - 1.25 X 35 MM	
2	PAFZZ	2540-01-556-5740	535V1	0147030460-00	RETAINER, DOOR INSERT, EARLY DESIGN	4
3	PAFZZ	5307-01-556-6672	338X5	3680183C1L	PIN, HATCH DOOR	2
4	PAFZZ	5306-01-555-5144	338X5	3820293C2	BOLT, HEX FLANGE	12
					3/8 - 16 X 1-1/4 IN.	
5	PAFZZ	2510-01-556-6395	338X5	3820282C1	BRACE, DOOR EXTENSION	4
6	PAFZZ	5310-01-008-6782	81205	BACN10WL6-16P	NUT, HEX LOCK	12
					3/8 - 16 IN.	
7	PAFZZ	5365-01-568-5672	535V1	0147040954-00	BUFFER, DOOR RETAINER, EARLY DESIGN	4
8	PAFZZ	5306-01-555-4986	0Y3H3	19811	BOLT, FLANGE	2
					1/2 - 13 X 2 IN.	
9	PAFZZ	5310-01-555-4990	338X5	3821119C1	NUT, PLAIN, HEXAGON	2
					1/2 - 13 IN.	
10	PAFZZ	2590-01-568-6403	338X5	3822922C1	BRACKET, DCM INTERIOR ARMOR..	1
11	PAFZZ	5310-01-584-3539	338X5	25724R1	WASHER, FLAT, LATE DESIGN	4
					3/8-IN.	
12	PAFZZ		338X5	3848045C1	BUSHING, DOOR CHECK LINK, LATE DESIGN	4
13	PAFZZ	5340-01-556-5744	535V1	3821646C1	BRACE, UPPER RIGHT/LOWER LEFT	2
14	PAFZZ	5340-01-556-5745	535V1	0147030563-00	BRACE, UPPER LEFT/LOWER RIGHT	2
15	PAFZZ	2590-01-556-4755	338X5	3819553C2	BRACE, INSTRUMENT PANEL-LH	1
15	PAFZZ	2590-01-556-4756	338X5	3819554C2	BRACE, INSTRUMENT PANEL-RH	1
					END OF FIGURE	

FIELD MAINTENANCE
FLAT BACK COWL SIDE PANEL AND LOW FLOOR PANEL

Flat Back Cowl Side Panel and Low Floor Panel - (CONTINUED)



B23P1800121

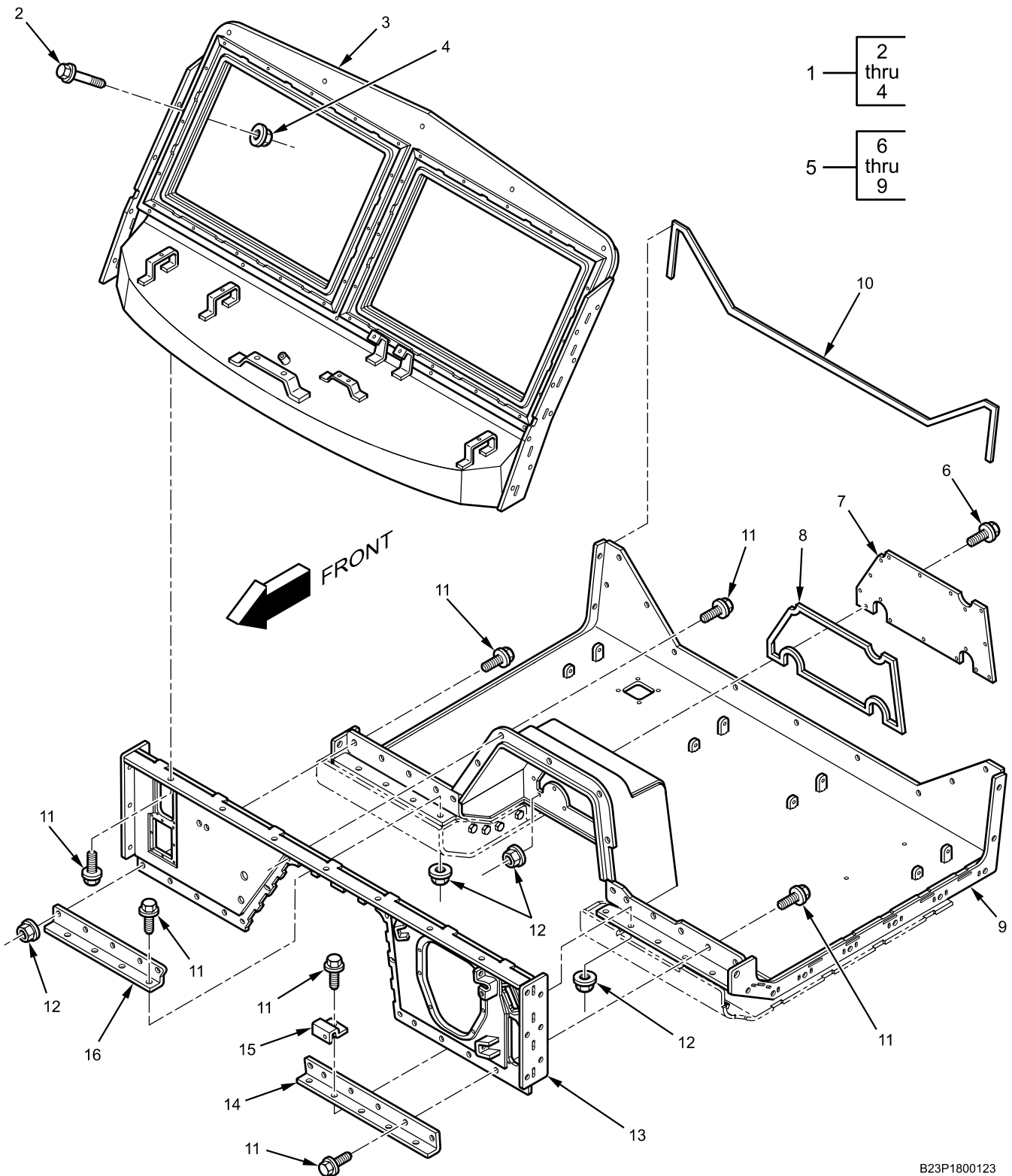
Figure 183. Flat Back Cowl Side Panel and Low Floor Panel.

Flat Back Cowl Side Panel and Low Floor Panel - (CONTINUED)

(1) ITEM NO.	(2) SMR CODE	(3) NSN	(4) CAGEC	(5) PART NUMBER	(6) DESCRIPTION AND USABLE ON CODE (UOC)	(7) QTY
					GROUP 1801 BODY, CAB, HOOD, AND HULL ASSEMBLIES FIGURE Flat Back Cowl Side Panel 183 and Low Floor Panel.	
1	MFFZZ		338X5	3692802C1X457MM	INSERT, PVC VINYL, WITH WIRE	3
					MAKE FROM INSERT, PVC VINYL, CAGEC 338X5, PART NUMBER 3692802C1, LENGTH 457-MM	
2	PAFZZ	5310-01-555-4990	338X5	3821119C1	NUT, PLAIN, HEXAGON.....	30
					1/2 - 13 IN.	
3	PAFZZ	2590-01-556-6387	338X5	3820153C2	GUIDE, HOOD, SUPPORT.....	2
4	PAFZZ	2510-01-566-3283	338X5	3819430C3L	PANEL, SIDE, RH	1
4	PAFZZ	2510-01-556-4745	338X5	3819429C3L	PANEL, SIDE, LH.....	1
5	PAFZZ	5306-01-556-6401	0Y3H3	19957	BOLT, FLANGE	14
					1/2 - 13 X 1-1/2 IN.	
6	PAFZZ	5305-01-578-0145	338X5	3824439C1	SCREW, SOCKET, BUTTON HEAD	4
					1/2 - 13 X 1-1/2 IN.	
7	PAFZZ	5310-01-189-8385	338X5	25710R1	WASHER, FLAT	4
					1/2-IN.	
8	PAFZZ	5306-01-556-6403	0Y3H3	19810	BOLT, FLANGE	10
					1/2 - 13 X 1-3/4 IN.	
9	PAFZZ	5310-01-556-5386	0Y3H3	11101377	WASHER, HARDENED	30
					3/4-IN.	
10	PAFZZ	5306-01-556-6464	0Y3H3	14363	BOLT, MACHINE	30
					3/4 - 10 X 2-1/2 IN.	
11	PAFZZ	2510-01-556-6382	338X5	3820126C2	PANEL, LOW FLOOR, LH.....	1
12	PAFZZ	5306-01-556-5549	338X5	31072R1	BOLT	2
					M12 - 1.75 X 120 MM	
13	PAFZZ	5306-01-579-3231	338X5	414080C1	BOLT, FLANGE	10
					5/8 - 18 X 3 IN.	
14	PAFZZ	5340-01-556-6469	338X5	3821075C91	SUPPORT, CAB, RH.....	1
14	PAFZZ	5340-01-556-6470	338X5	3821077C91	SUPPORT, CAB, LH	1
15	PAFZZ	5310-01-186-4361	338X5	414089C1	NUT, FLANGE LOCK	10
					5/8 - 18 TPI.	
16	PAFZZ	5310-01-512-6136	0Y3H3	0162319	NUT	2
					M12 - 1.75	
17	PAFZZ	2510-01-556-6481	338X5	3821145C1	SUPPORT, CAB MOUNT.....	2
18	MFFZZ		338X5	3692802C1X203MM	INSERT, PVC VINYL, WITH WIRE	1
					MAKE FROM INSERT, PVC VINYL, CAGEC 338X5, PART NUMBER 3692802C1, LENGTH 203-MM	
19	PAFZZ	2510-01-556-6383	338X5	3820127C3L	PANEL, LOW FLOOR, RH.....	1
					END OF FIGURE	

FIELD MAINTENANCE
FLAT BACK COWL TOP, UNDERBODY, AND DASH PANEL

Flat Back Cowl Top, Underbody, and Dash Panel - (CONTINUED)



B23P1800123

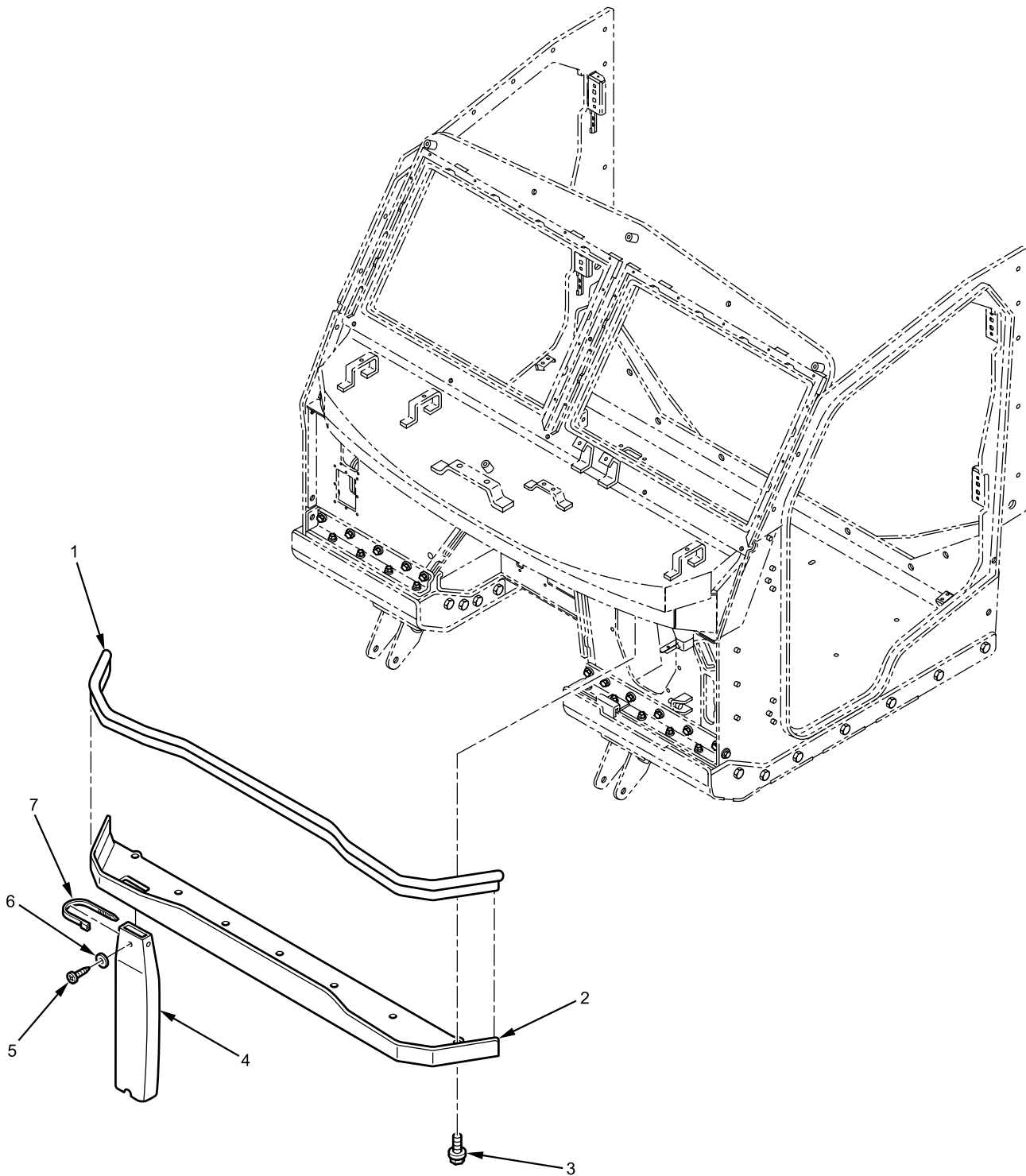
Figure 184. Flat Back Cowl Top, Underbody, and Dash Panel.

Flat Back Cowl Top, Underbody, and Dash Panel - (CONTINUED)

(1) ITEM NO.	(2) SMR CODE	(3) NSN	(4) CAGEC	(5) PART NUMBER	(6) DESCRIPTION AND USABLE ON CODE (UOC)	(7) QTY
					GROUP 1801 BODY, CAB, HOOD, AND HULL ASSEMBLIES	
					FIGURE 184 Flat Back Cowl Top, Underbody, and Dash Panel.	
1	PAFFF	2510-01-568-2224	338X5	3824594C91L	COWL ASSEMBLY, TOP PANEL	1
2	PAFZZ	5306-01-556-6475	0Y3H3	14061	. BOLT, MACHINE	7
					5/16 - 18 X 2 IN.	
3	PAFZZ	9340-01-556-4747	338X5	3819432C2	. PANEL, COWL TOP ASSEMBLY	1
4	PAFZZ	5310-01-555-4988	338X5	3821117C2	. NUT, PLAIN, HEXAGON	7
					5/16 - 18 IN.	
5	PAFFF	2510-01-568-2216	338X5	3824574C91L	UNDERBODY ASSEMBLY	1
6	PAFZZ	5306-01-556-4638	0Y3H3	19918	. BOLT, FLANGE HEAD	17
					5/16 - 18 X 1 IN.	
7	PAFZZ	2815-01-556-4741	338X5	3819425C2	. COVER, ENGINE	1
8	PCFZZ	5330-01-556-4748	338X5	3819433C1	. SEAL, ENGINE COVER	1
9	XAFZZ		338X5	3819426C2	. UNDERBODY	1
10	MFFZZ		338X5	3693128C1X2591MM	TAPE, TRIM FOAM	1
					MAKE FROM TAPE, TRIM FOAM, CAGEC 338X5, PART NUMBER 3693128C1, LENGTH 2591-MM	
11	PAFZZ	5306-01-556-6403	0Y3H3	19810	BOLT, FLANGE	11
					1/2 - 13 X 1-3/4 IN.	
12	PAFZZ	5310-01-555-4990	338X5	3821119C1	NUT, PLAIN, HEXAGON	20
					1/2 - 13 IN.	
13	PAFZZ	2510-01-556-6379	338X5	3819424C2	PANEL, DASH	1
14	PAFZZ	5340-01-556-6384	338X5	3820144C1	SUPPORT, FIREWALL, LEFT	1
15	PAFZZ	4330-01-556-6396	338X5	3820283C2	ANGLE, AIR CLEANER	1
16	PAFZZ	5340-01-556-6386	338X5	3820145C1	SUPPORT, FIREWALL, RIGHT	1
					END OF FIGURE	

FIELD MAINTENANCE
FLAT BACK COWL SEAL

Flat Back Cowl Seal - (CONTINUED)



B23P1800125

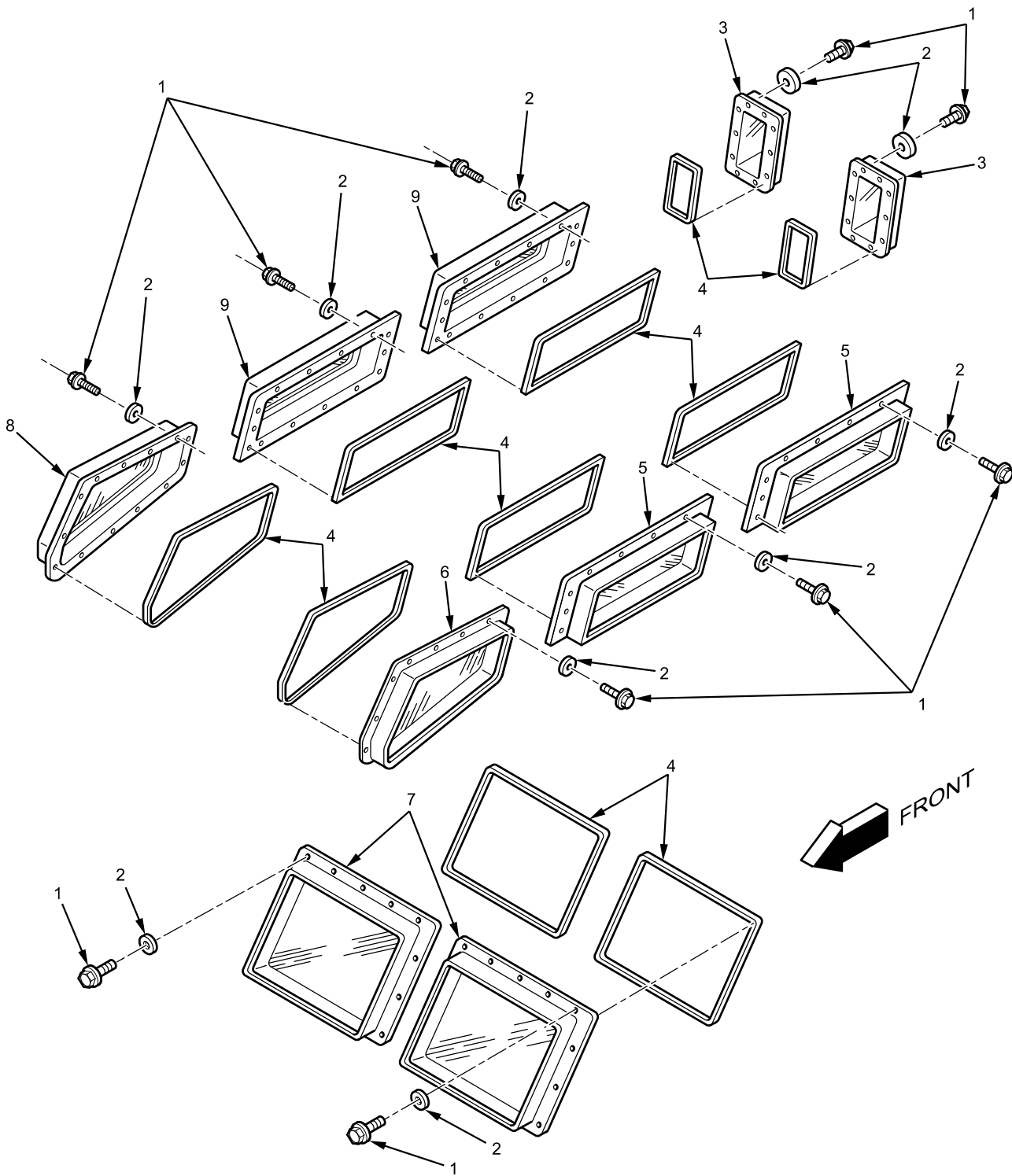
Figure 185. Flat Back Cowl Seal.

Flat Back Cowl Seal - (CONTINUED)

(1) ITEM NO.	(2) SMR CODE	(3) NSN	(4) CAGEC	(5) PART NUMBER	(6) DESCRIPTION AND USABLE ON CODE (UOC)	(7) QTY
					GROUP 1801 BODY, CAB, HOOD, AND HULL ASSEMBLIES FIGURE Flat Back Cowl Seal. 185	
1	MFFZZ		338X5	3823241C1X2050MM	SEAL, HOOD	1
					MAKE FROM SEAL, HOOD, CAGEC 338X5, PART NUMBER 3832430C1, LENGTH 2050-MM	
2	PAFZZ		338X5	3819434C4	BAFFLE, MOTOR	1
3	PAFZZ	5306-01-556-6417	0Y3H3	14007	BOLT, MACHINE	6
					1/4 - 20 X 3/4 IN.	
4	PCFZZ	4720-01-562-4465	338X5	3602989C1	TUBE, DRAIN	1
5	PAFZZ		338X5	552897R1	SCREW	2
					1/4 - 20 X 1/2 IN.	
6	PAFZZ	5310-01-567-1388	338X5	934948R1	WASHER, FLAT	2
					M6	
7	PAFZZ	5340-01-556-6500	338X5	386170C1	STRAP, CABLE LOCK	1
					END OF FIGURE	

FIELD MAINTENANCE
WINDOW ARMOR GLASS

Window Armor Glass - (CONTINUED)



B23P1800074

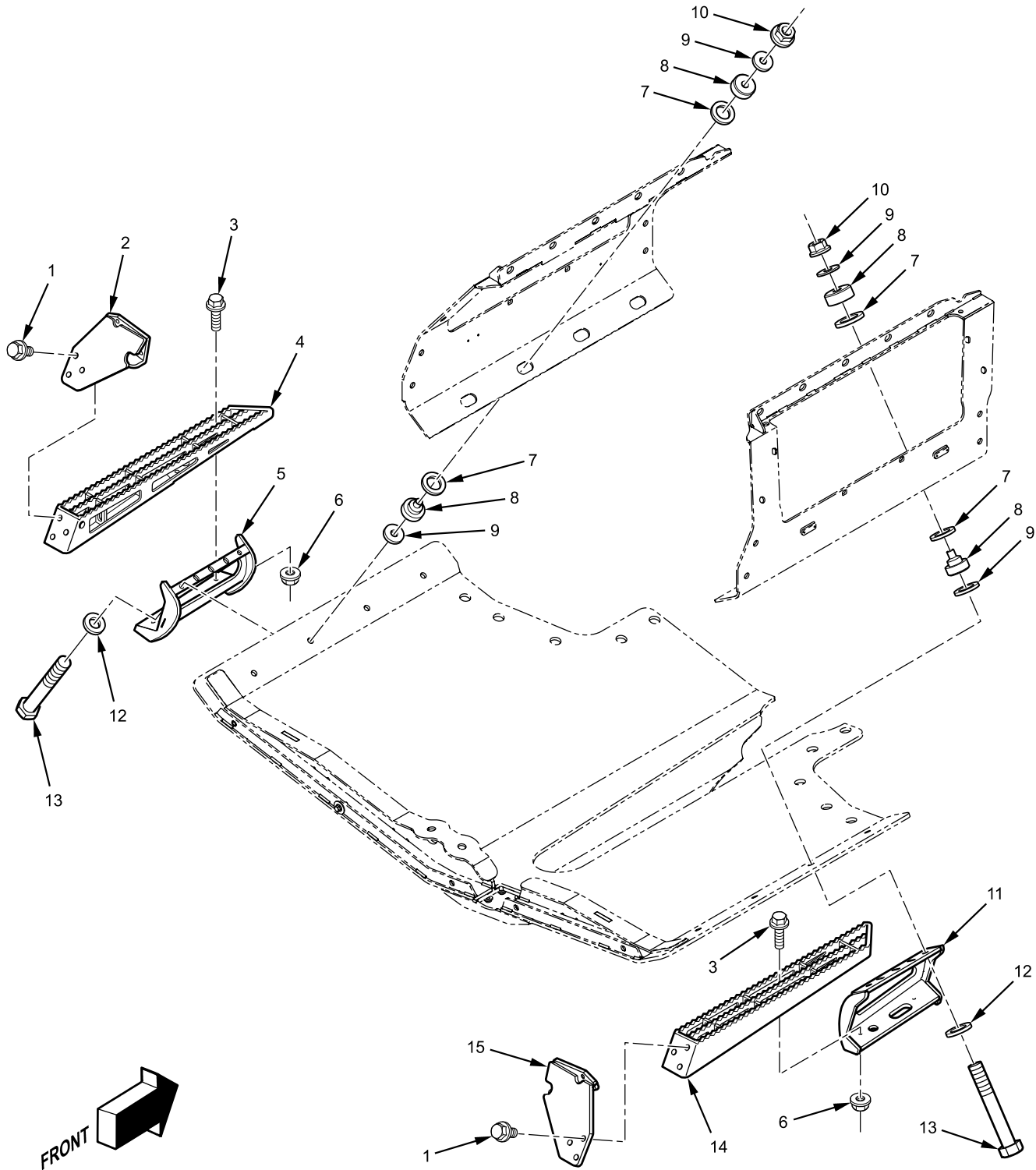
Figure 186. Window Armor Glass.

Window Armor Glass - (CONTINUED)

(1) ITEM NO.	(2) SMR CODE	(3) NSN	(4) CAGEC	(5) PART NUMBER	(6) DESCRIPTION AND USABLE ON CODE (UOC)	(7) QTY
					GROUP 1802 FENDERS, RUNNING BOARDS WITH MOUNTING AND ATTACHING PARTS, WINDSHIELD, GLASS	
					FIGURE Window Armor Glass. 186	
1	PAFZZ	5305-01-352-7603	89346	25653R1	BOLT 5/16 - 18 X 1/2 IN.	134
2	PAFZZ	5310-01-544-0160	0Y3H3	33114	WASHER, FLAT 5/16-IN.	134
3	PAFZZ	2510-01-555-4880	535V1	0147060049-00	WINDOW, GLASS.....	2
4	MFFZZ		338X5	3693128C1X11430MM	REAR WALL ASSEMBLY TAPE, TRIM FOAM..... MAKE FROM TAPE, TRIM FOAM, CAGEC 338X5, PART NUMBER 3693128C1, LENGTH AS NEEDED	1
5	PAFZZ	2510-01-555-4878	535V1	0147030046-00	WINDOW, GLASS..... LEFT SIDE	2
6	PAFZZ	2510-01-555-4873	535V1	0147040048-00	WINDOW, GLASS..... LEFT DOOR	1
7	PAFZZ	2510-01-555-4876	535V1	0147020050-00	WINDOW, WINDSHIELD.....	2
8	PAFZZ	2510-01-555-4874	535V1	0147040047-00	WINDOW, GLASS.....	1
9	PAFZZ	2510-01-566-4386	535V1	0147030045-00	RIGHT DOOR WINDOW, GLASS..... RIGHT SIDE END OF FIGURE	2

**FIELD MAINTENANCE
STEPS AND BRACKETS**

Steps and Brackets - (CONTINUED)



B23P180000263

Figure 187. Steps and Brackets.

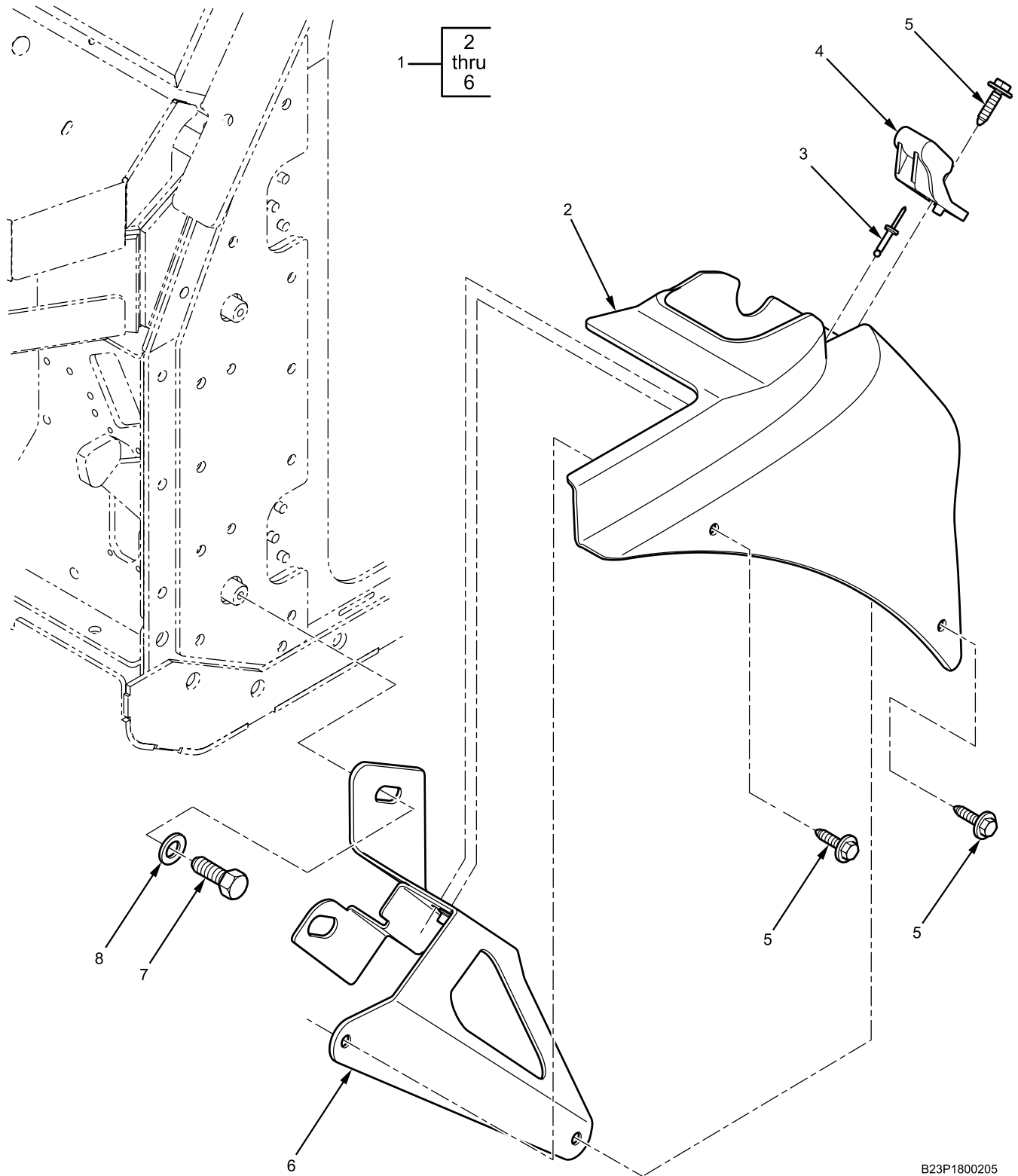
Steps and Brackets - (CONTINUED)

(1) ITEM NO.	(2) SMR CODE	(3) NSN	(4) CAGEC	(5) PART NUMBER	(6) DESCRIPTION AND USABLE ON CODE (UOC)	(7) QTY
					GROUP 1802 FENDERS, RUNNING BOARDS WITH MOUNTING AND ATTACHING PARTS, WINDSHIELD, GLASS, ETC. FIGURE Steps and Brackets. 187	
1	PAFZZ	5306-01-556-6476	338X5	3821090C1	BOLT, HEX FLANGE..... 1/2 - 13 X 1 IN.	8
2	PAFZZ	5340-01-556-5653	535V1	0147140452-00	STAIR MOUNT, LEFT REAR	1
3	PAFZZ	5305-00-018-0124	72582	180124	BOLT, HEX	4
					3/8 - 16 X 1-1/4 IN.	
4	PAFZZ	2540-01-556-5646	535V1	0147140450-00	STAIR, LEFT	1
5	PAFZZ	5340-01-556-5654	535V1	0147140462-00	STAIR MOUNT, LEFT CENTER.....	1
6	PAFZZ	5310-01-078-7804	31007	25522R1	NUT	4
					3/8 - 16 TPI.	
7	PAFZZ	5310-01-556-5757	535V1	0147140446-00	WASHER, FLAT	8
8	PCFZZ	2590-01-568-6367	535V1	5340000458-00	BUSHING, SMALL (SET).....	4
9	PAFZZ	5310-01-556-5760	535V1	0147147394-00	WASHER, FLAT	8
10	PAFZZ	5310-01-556-6480	0Y3H3	0167013	NUT, FLANGE	4
					LOCKNUT	
11	PAFZZ	5340-01-556-5656	535V1	0147140461-00	STAIR MOUNT, RIGHT CENTER	1
12	PAFZZ	5310-01-556-5386	0Y3H3	11101377	WASHER, FLAT	4
13	PAFZZ	5306-01-556-6463	0Y3H3	14371	BOLT, HEX	4
					3/4 - 10 X 4-1/2 IN.	
14	PAFZZ	2510-01-556-5647	535V1	0147140449-00	STAIR, RIGHT	1
15	PAFZZ	5340-01-556-5655	535V1	0147140451-00	STAIR MOUNT, RIGHT REAR.....	1
					END OF FIGURE	

FIELD MAINTENANCE

FENDER EXTENSION

Fender Extension - (CONTINUED)



B23P1800205

Figure 188. Fender Extension.

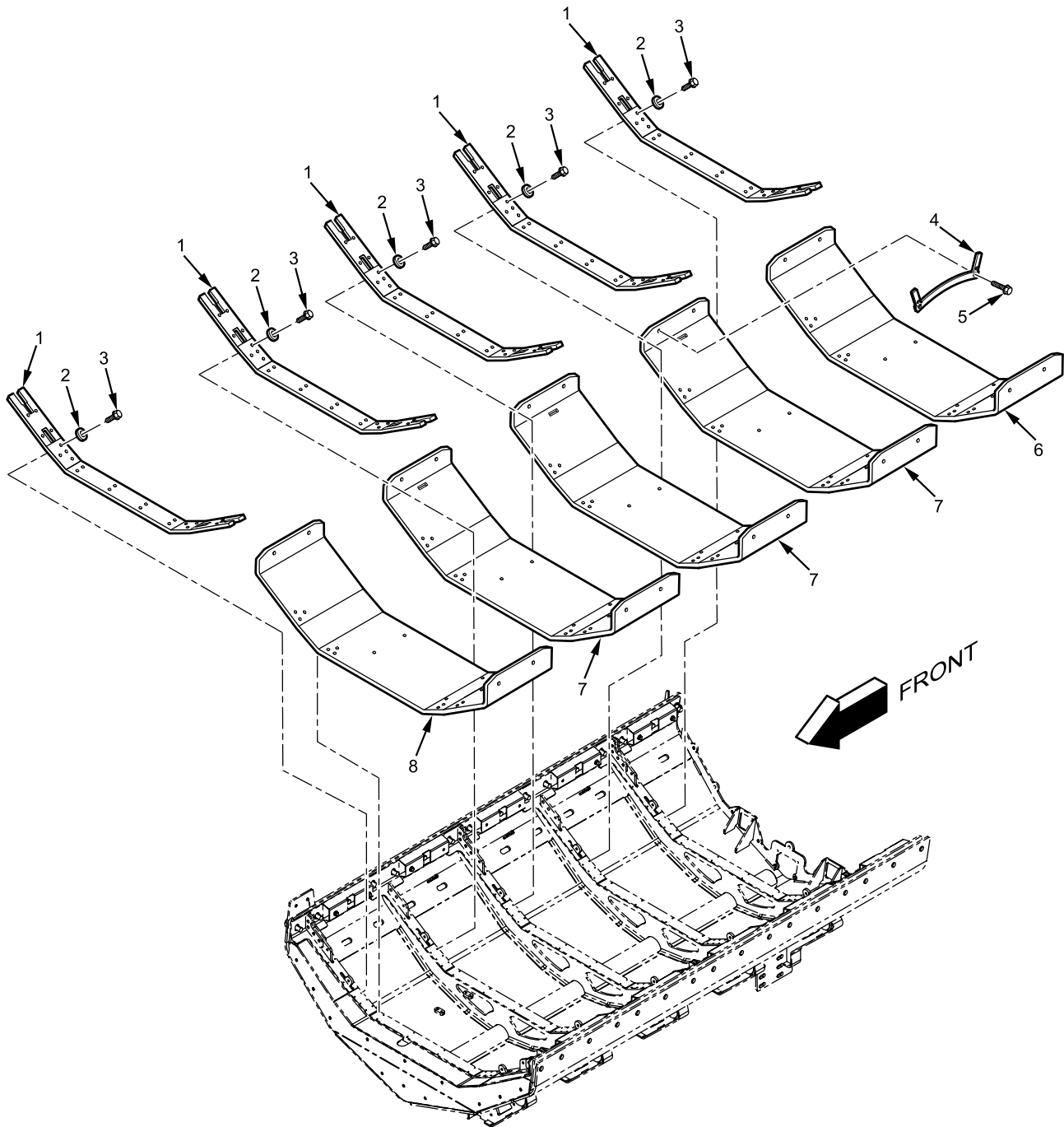
Fender Extension - (CONTINUED)

(1) ITEM NO.	(2) SMR CODE	(3) NSN	(4) CAGEC	(5) PART NUMBER	(6) DESCRIPTION AND USABLE ON CODE (UOC)	(7) QTY
					GROUP 1802 FENDERS, RUNNING BOARDS WITH MOUNTING AND ATTACHING PARTS, WINDSHIELD, GLASS	
					FIGURE Fender Extension. 188	
1	PAFFF		338X5	3675800C91L	EXTENSION, FENDER, LH	1
1	PAFFF		338X5	3675801C91L	EXTENSION, FENDER, RH.....	1
2	PAFZZ	2590-01-567-0275	338X5	3675804C2	. EXTENSION, FRONT FENDER LH...	1
2	PAFZZ	2590-01-567-0282	338X5	3675805C2	. EXTENSION, FRONT FENDER RH..	1
3	PAFZZ	5320-01-556-6711	338X5	575359C1	. RIVET, BLIND	2
4	PAFZZ	2540-01-513-1539	338X5	3544925C2	. LATCH, CATCH HOOD.....	2
5	PAFZZ	5306-01-556-6136	338X5	3566930C1	. BOLT, MACHINE	6
					M8 - 1.25 X 35 MM	
6	PAFZZ	2510-01-567-0303	338X5	3675810C1L	. BRACKET, FENDER LH	1
6	PAFZZ	2510-01-566-5953	338X5	3675811C1L	. BRACKET, FENDER RH.....	1
7	PAFZZ	5306-01-555-5144	338X5	3820293C2	BOLT, MACHINE	2
					3/8 - 16 X 1-3/4 IN.	
8	PAFZZ	5310-01-584-3539	338X5	25724R1	WASHER, FLAT	2
					3/8-IN. END OF FIGURE	

FIELD MAINTENANCE

FLOOR PANELS

Floor Panels - (CONTINUED)



B23P180000265

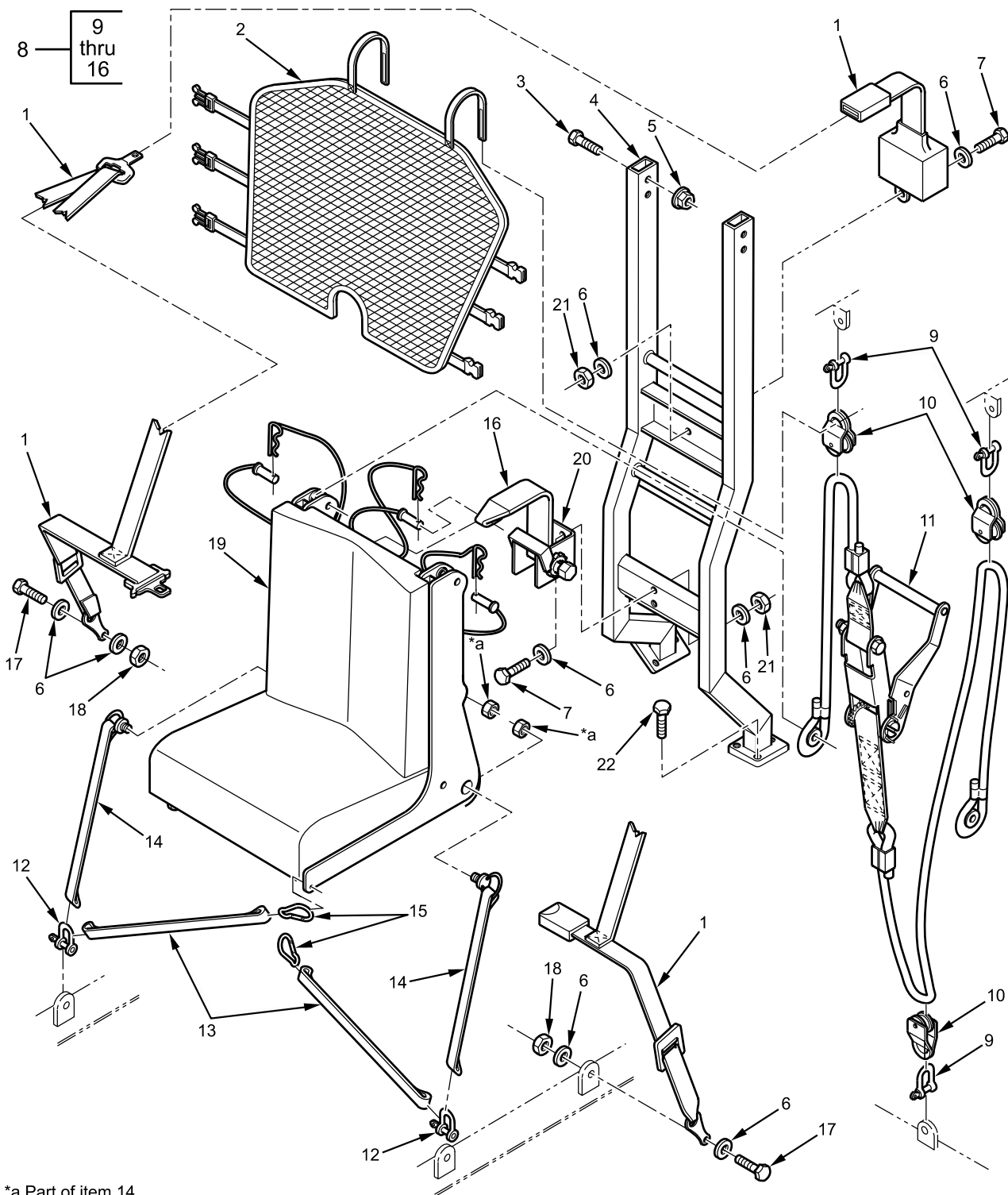
Figure 189. Floor Panels.

Floor Panels - (CONTINUED)

(1) ITEM NO.	(2) SMR CODE	(3) NSN	(4) CAGEC	(5) PART NUMBER	(6) DESCRIPTION AND USABLE ON CODE (UOC)	(7) QTY
					GROUP 1805 FLOORS, SUBFLOORS, AND RELATED COMPONENTS FIGURE Floor Panels. 189	
1	PAFZZ	2510-01-556-5625	535V1	0147120905-00	OVERLAP, FLOOR PANEL.....	5
2	PAFZZ		338X5	1675431C1	WASHER.....	120
3	PAFZZ	5306-01-556-6446	338X5	3821003C1	BOLT	120
					1/4 - 20 TPI.	
4	PAFZZ	5340-01-556-5753	535V1	0147120544-00	CONNECTOR, SAFETY BELT	4
5	PAFZZ	5306-01-556-6401	0Y3H3	19957	BOLT, FLANGE	20
					1/2 - 13 X 1-1/2 IN.	
6	PAFZZ	2590-01-556-5623	535V1	0147120810-00	PANEL, FLOATING FLOOR REAR.....	1
7	PAFZZ	2530-01-556-5622	535V1	0147120809-00	PANEL, FLOATING FLOOR CENTER.	3
8	PAFZZ	2510-01-556-5624	535V1	0147120836-00	PANEL, FLOATING FLOOR FRONT ...	1
					END OF FIGURE	

FIELD MAINTENANCE
PASSENGER SUSPENSION SEAT ASSEMBLY

Passenger Suspension Seat Assembly - (CONTINUED)



*a Part of item 14

B23P1800064

Figure 190. Passenger Suspension Seat Assembly.

Passenger Suspension Seat Assembly - (CONTINUED)

(1) ITEM NO.	(2) SMR CODE	(3) NSN	(4) CAGEC	(5) PART NUMBER	(6) DESCRIPTION AND USABLE ON CODE (UOC)	(7) QTY
					GROUP 1806 UPHOLSTERY SEATS AND CARPETS	
					FIGURE Passenger Suspension Seat 190 Assembly.	
1	PAFZZ	2540-01-568-6026	338X5	3688778C1L	RESTRAINTS	1
2	PAFZZ	2540-01-567-7713	97532	233754-03	HEADREST, PASSENGER.....	1
3	PAFZZ	5306-01-566-6380	338X5	3824438C1L	BOLT, FLANGE	4
					5/16 - 18 X 1-3/4 IN.	
4	PAFZZ	2541-01-556-5752	535V1	0147120527-00	BRACKET, FLOOR SEAT	1
5	PAFZZ	5310-01-555-4988	0Y3H3	37340	NUT, PLAIN, HEXAGON.....	4
					5/16 - 18 IN.	
6	PAFZZ	5310-01-556-6501	338X5	25846R1	WASHER, FLAT	8
					7/16-IN.	
7	PAFZZ	5306-01-556-6461	0Y3H3	14149	BOLT, MACHINE	3
8	PAFFF	2590-01-568-5877	97532	233752-03	STRIPS, PASSENGER SUSPENSION, ASSEMBLY	1
9	PAFZZ	4030-01-571-4972	97532	233804-01	. SHACKLE, CHAIN	3
10	PAFZZ	3940-01-578-0218	97532	233781-01	. PULLEY, BLOCK.....	3
11	PAFZZ	2590-01-568-6541	97532	233786-05	. SUSPENSION ASSEMBLY.....	1
12	PAFZZ	4030-01-571-5005	97532	233779-01	. SHACKLE, ANCHOR.....	2
13	PAFZZ	5340-01-578-0228	97532	233789-03	. STRAP, CARABINER.....	2
14	PAFZZ		97532	233791-03	. STRAP	2
15	PAFZZ	5340-01-578-0197	97532	233787-01	. CLAMP, CARABINER	2
16	PAFZZ	5340-01-578-0180	97532	233790-01	. BELT, CENTER, BLACK	1
17	PAFZZ	5305-01-556-6637	338X5	208490R1	BOLT, HEX	2
18	PAFZZ	5310-01-346-9364	338X5	25524R1	NUT, PLAIN, HEXAGON.....	2
19	PAFZZ	2540-01-556-5729	97532	10748.01	SEAT, FRONT, PASSENGER	5
20	PAFZZ	2590-01-556-5823	338X5	3691334C1L	RATCHET.....	1
21	PAFZZ	5310-00-843-3816	338X5	25525R1	NUT, PLAIN, HEXAGON.....	3
22	PAFZZ	5306-01-555-4984	0Y3H3	14053	BOLT, MACHINE	6
					5/16 - 18 X 3/4 IN.	
					END OF FIGURE	

FIELD MAINTENANCE
CREW SUSPENSION SEAT ASSEMBLY

Crew Suspension Seat Assembly - (CONTINUED)

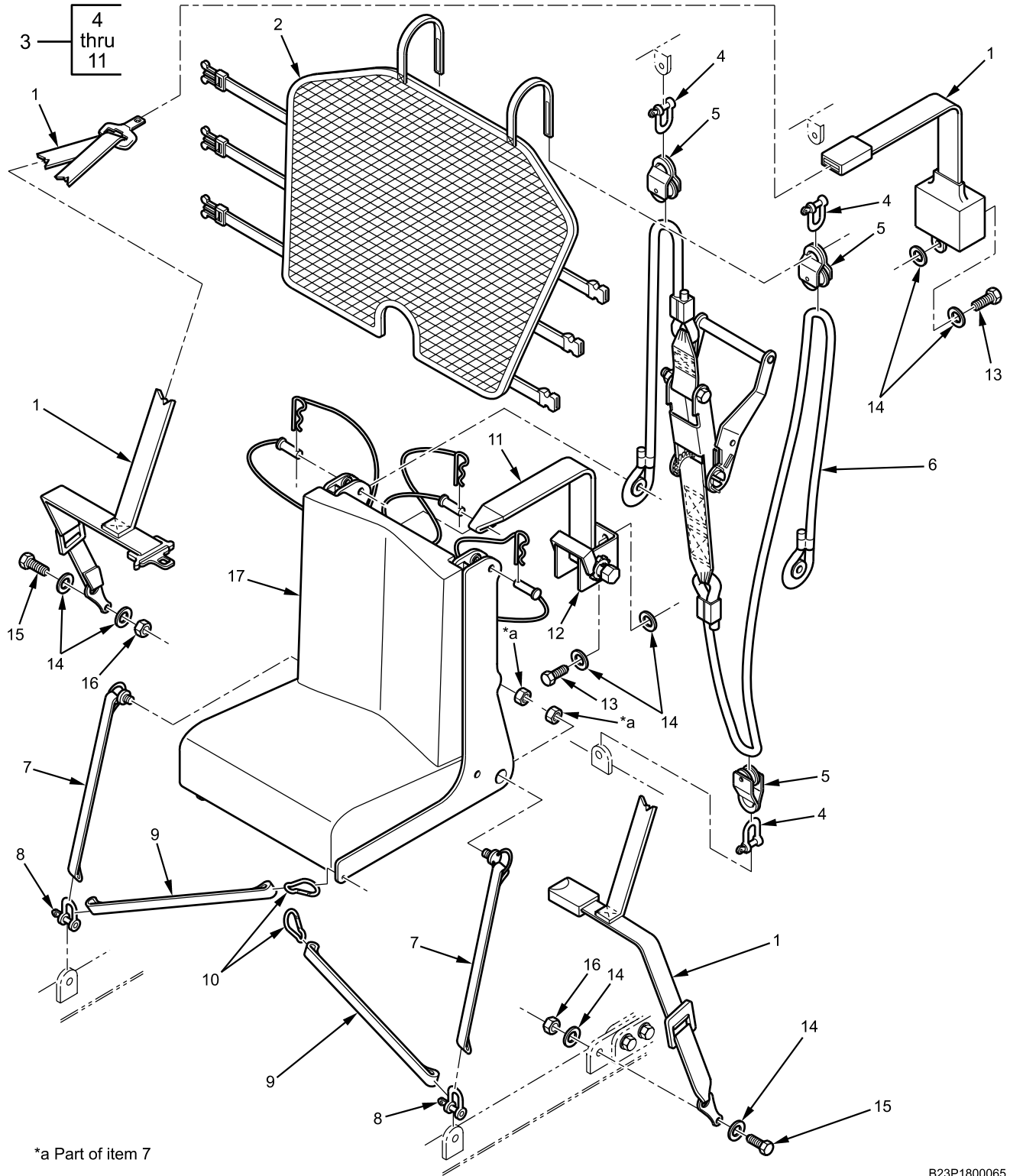


Figure 191. Crew Suspension Seat Assembly.

B23P180065

Crew Suspension Seat Assembly - (CONTINUED)

(1) ITEM NO.	(2) SMR CODE	(3) NSN	(4) CAGEC	(5) PART NUMBER	(6) DESCRIPTION AND USABLE ON CODE (UOC)	(7) QTY
					GROUP 1806 UPHOLSTERY SEATS AND CARPET	
					FIGURE Crew Suspension Seat 191 Assembly.	
1	PAFZZ	2540-01-568-6026	338X5	3688778C1L	RESTRAINTS	4
2	PAFZZ	2540-01-568-6137	97532	233755-01	HEADREST, CREW SEAT	4
3	PAFFF	5340-01-567-7807	97532	233752-05	STRIPS, CREW SUSPENSION, ASSEMBLY	4
4	PAFZZ	4030-01-571-4972	97532	233804-01	. SHACKLE, CHAIN	3
5	PAFZZ	3940-01-578-0218	97532	233781-01	. PULLEY, BLOCK	3
6	PAFZZ	2590-01-567-7711	338X5	3113675C91L	. RATCHET STRAP SUSPENSION ASSEMBLY	1
7	PAFZZ		97532	233791-05	. STRAP	2
8	PAFZZ	4030-01-571-5005	97532	233779-01	. SHACKLE, ANCHOR	2
9	PAFZZ	5340-01-578-0234	97532	233789-05	. STRAP, CARABINER	2
10	PAFZZ	5340-01-578-0197	97532	233787-01	. CLAMP, CARABINER	2
11	PAFZZ	5340-01-578-0180	97532	233790-01	. BELT, CENTER, BLACK	1
12	PAFZZ	2590-01-556-5823	338X5	3691334C1L	RATCHET	4
13	PAFZZ	5306-01-564-8365	338X5	3821057C1	BOLT, HEX	8
					7/16 - 20 X 3/4 IN.	
14	PAFZZ	5310-01-556-6501	338X5	25846R1	WASHER, FLAT	28
					7/16-IN.	
15	PAFZZ	5305-01-244-5909	0SAT8	24850R1	BOLT, HEX	6
					7/16-IN.	
16	PAFZZ	5310-01-346-9364	338X5	25524R1	NUT, PLAIN, HEXAGON	6
17	PAFZZ	2540-01-556-5729	97532	10748.01	SEAT	4
					END OF FIGURE	

FIELD MAINTENANCE
DRIVER SUSPENSION SEAT ASSEMBLY

Driver Suspension Seat Assembly - (CONTINUED)

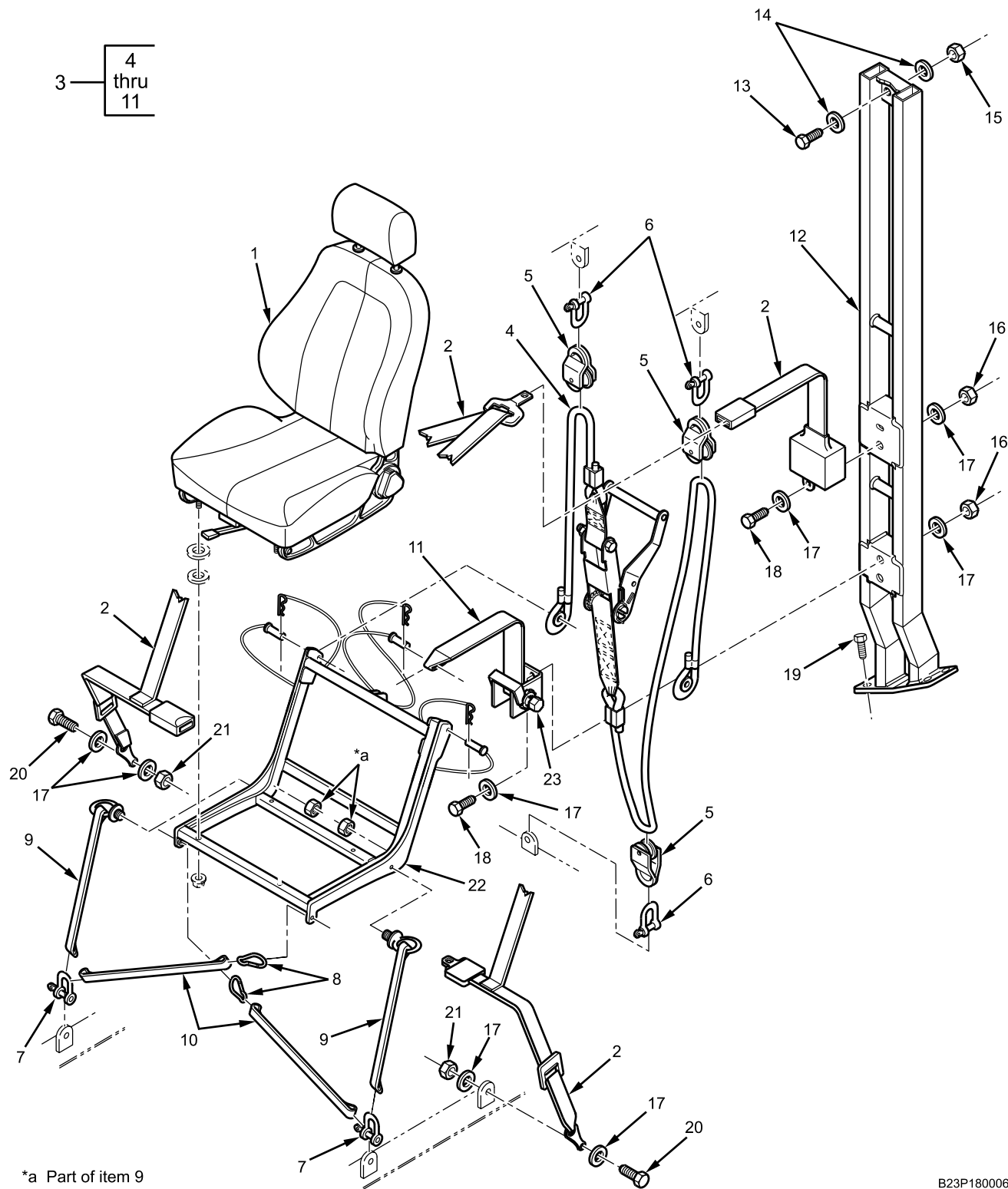


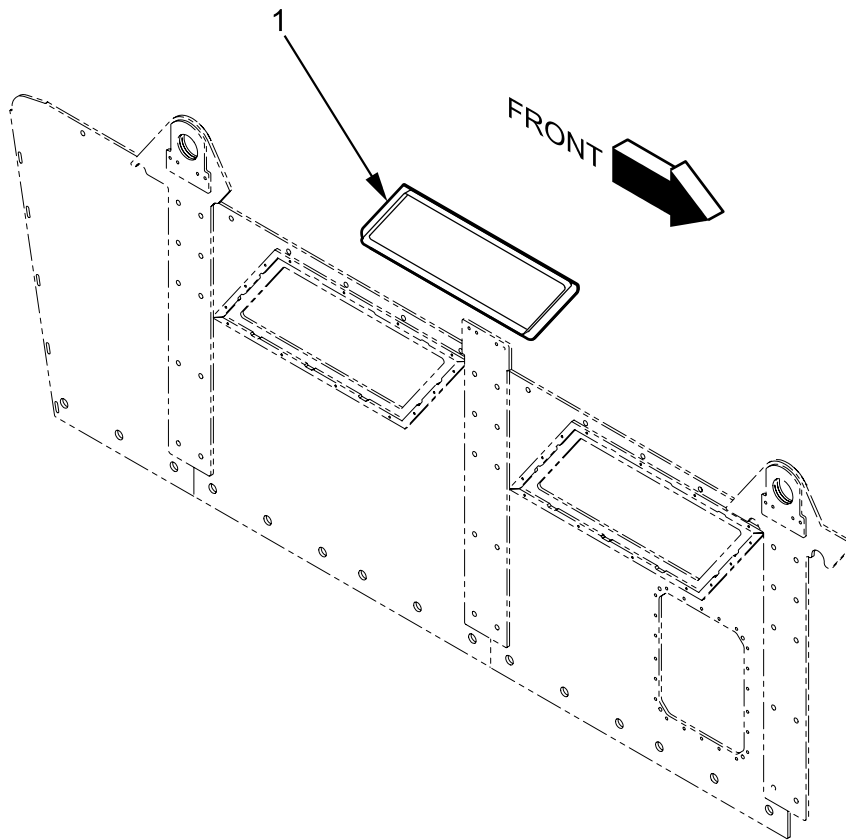
Figure 192. Driver Suspension Seat Assembly.

Driver Suspension Seat Assembly - (CONTINUED)

(1) ITEM NO.	(2) SMR CODE	(3) NSN	(4) CAGEC	(5) PART NUMBER	(6) DESCRIPTION AND USABLE ON CODE (UOC)	(7) QTY
					GROUP 1806 UPHOLSTERY SEATS AND CARPETS	
					FIGURE Driver Suspension Seat 192 Assembly.	
1	PAFZZ	2540-01-556-5727	97532	00737.45A001	SEAT, DRIVER.....	1
2	PAFZZ	2540-01-568-6026	338X5	3688778C1L	RESTRAINTS	1
3	PAFFF	2540-01-586-5222	97532	233752-01	STRIPS, DRIVER SUSPENSION, ASSEMBLY.....	1
4	PAFZZ	2540-01-568-6117	97532	233786-01	SUSPENSION ASSEMBLY, DRIVER	1
5	PAFZZ	3940-01-578-0218	97532	233781-01	PULLEY, BLOCK.....	3
6	PAFZZ	4030-01-571-4972	97532	233804-01	SHACKLE, CHAIN	3
7	PAFZZ	4030-01-571-5005	97532	233779-01	SHACKLE, ANCHOR.....	2
8	PAFZZ	5340-01-578-0197	97532	233787-01	CLAMP, CARABINER	2
9	PAFZZ	5340-01-578-0212	97532	233791-01	STRAP	2
10	PAFZZ	5340-01-588-7836	97532	233789-09	STRAP, CARABINER.....	2
11	PAFZZ	5340-01-578-0180	97532	233790-01	BELT, CENTER, BLACK	1
12	PAFZZ	2510-01-556-5754	535V1	0147120545-00	BRACKET, FLOOR SEAT	1
13	PAFZZ	5306-01-242-1070	338X5	25493R1	BOLT	2
14	PAFZZ	5310-01-283-7623	338X5	25708R1	WASHER, FLAT	4
					5/16-IN.	
15	PAFZZ	5310-01-580-4311	89346	26302R1	NUT	2
16	PAFZZ	5310-00-843-3816	338X5	25525R1	NUT, PLAIN, HEXAGON.....	3
17	PAFZZ	5310-01-556-6501	338X5	25846R1	WASHER, FLAT	8
					7/16-IN.	
18	PAFZZ	5306-01-556-6461	0Y3H3	14149	BOLT, MACHINE	3
19	PAFZZ	5306-01-555-4984	0Y3H3	14053	BOLT, MACHINE	4
					5/16 - 18 X 3/4 IN.	
20	PAFZZ	5305-01-556-6637	338X5	208490R1	BOLT, HEX	2
21	PAFZZ	5310-01-346-9364	338X5	25524R1	NUT, PLAIN, HEXAGON.....	2
22	PAFZZ	2540-01-567-7715	338X5	3113679C1L	SEAT SUSPENSION, DRIVER.....	1
23	PAFZZ	2590-01-556-5823	338X5	3691334C1L	RATCHET.....	1
					END OF FIGURE	

FIELD MAINTENANCE
INTERIOR WINDOW TRIM

Interior Window Trim - (CONTINUED)



B23P180600294

Figure 193. Interior Window Trim.

Interior Window Trim - (CONTINUED)

(1) ITEM NO.	(2) SMR CODE	(3) NSN	(4) CAGEC	(5) PART NUMBER	(6) DESCRIPTION AND USABLE ON CODE (UOC)	(7) QTY
					GROUP 1806 UPHOLSTERY SEATS AND CARPET	
					FIGURE Interior Window Trim. 193	
1	PAFZZ	2510-01-567-7720	535V1	0147030438-00	TRIM, WINDOW.....	2
					LEFT	
1	PAFZZ	2510-01-567-7722	338X5	3113696C1L	TRIM, WINDOW.....	2
					RIGHT	
					END OF FIGURE	

FIELD MAINTENANCE
GUNNER PLATFORM AND COMMUNICATIONS RACK

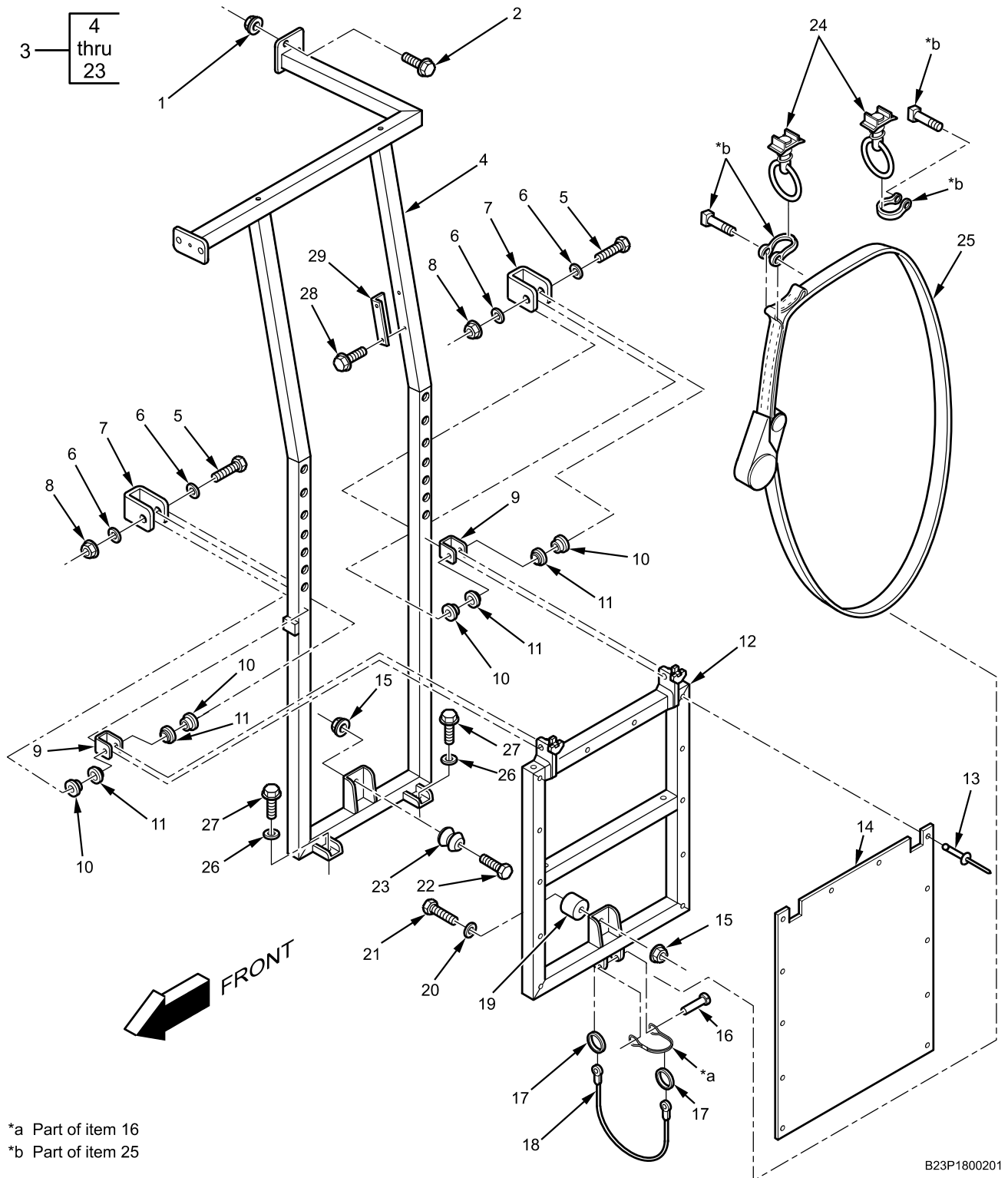
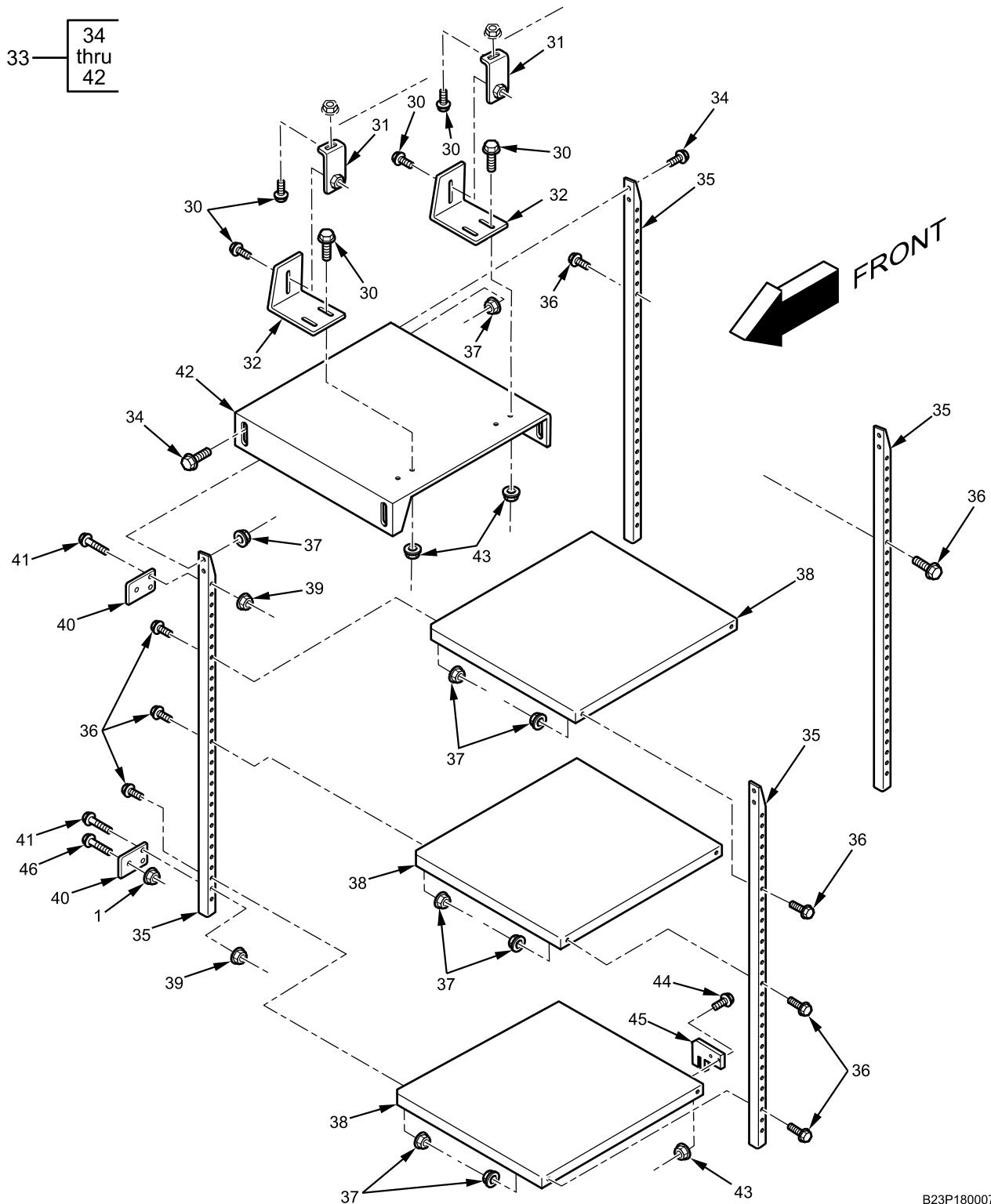


Figure 194. Gunner Platform and Communications Rack (Sheet 1 of 2).

Gunner Platform and Communications Rack - (CONTINUED)



B23P1800073

Figure 194. Gunner Platform and Communications Rack (Sheet 2 of 2).

Gunner Platform and Communications Rack - (CONTINUED)

(1) ITEM NO.	(2) SMR CODE	(3) NSN	(4) CAGEC	(5) PART NUMBER	(6) DESCRIPTION AND USABLE ON CODE (UOC)	(7) QTY
					GROUP 1808 STOWAGE RACKS, BOXES, STRAPS, CARRYING CASES, CABLE REELS, HOSE REELS	
					FIGURE Gunner Platform and 194 Communications Rack	
1	PAFZZ	5310-01-555-4988	0Y3H3	37340	NUT, HEXAGON, FLANGE	10
					(LOCKNUT) 5/16-IN.	
2	PAFZZ	5306-01-555-4984	0Y3H3	14053	BOLT, MACHINE	4
3	PAFFF	2590-01-568-6434	535V1	0147550071-00	PLATFORM ASSEMBLY, ADJUSTABLE GUNNER	1
4	PAFZZ		535V1	0147550519-00	. BASE, PLATFORM GUNNER	1
5	PAFZZ		535V1	5310000326-00	. BOLT	2
					5/16 X 2-1/4 IN.	
6	PAFZZ	5310-01-556-6652	338X5	5320000051-00	. WASHER.....	4
7	PAFZZ		535V1	0147550580-00	. BRACKET	2
8	PAFZZ		535V1	5330000114-00	. NUT.....	2
9	PAFZZ		535V1	0147550579-00	. BRACKET	2
10	PAFZZ		535V1	0147550581-00	. BUSHING.....	4
11	PAFZZ		535V1	5340000485-00	. BEARING, FLANGE.....	4
12	PAFZZ		535V1	0147550518-00	. PLATFORM, GUNNER	1
13	PAFZZ		535V1	5360000017-00	. RIVET.....	16
					3/16-IN.	
14	PAFZZ		535V1	0147550518-04	. FLOOR.....	1
15	PAFZZ	5310-01-565-7943	535V1	5330000029-00	. NUT	2
					M6	
16	PAFZZ	5315-01-581-0922	535V1	0147550548-00	. PIN, TOP	1
17	PAFZZ	5325-01-540-8476	535V1	5340000044-00	. RING	2
18	PAFZZ		535V1	0228090114-00	. CABLE	1
19	PCFZZ	5340-01-535-8476	535V1	5340000065-00	. HOLDER, DOOR, RUBBER.....	1
20	PAFZZ	5310-01-565-7983	535V1	5320000011-00	. WASHER.....	1
21	PAFZZ	5305-01-565-7979	535V1	5310000166-00	. SCREW, CAP, HEX HEAD.....	1
22	PAFZZ		6W728	5310000010-00	. BOLT	1
23	PCFZZ	5340-01-535-8491	535V1	5340000064-00	. HOLDER, DOOR, RUBBER.....	1
24	PAFZZ	5340-01-582-5124	338X5	3113418C1L	RETAINER, QUICK RELEASE, TRACK.....	2
25	PAFZZ	5340-01-567-7727	338X5	3113681C91L	STRAP, ADJUSTABLE GUNNER	1
26	PAFZZ	5310-01-065-2596	0Y3H3	33115	WASHER, FLAT	2
27	PAFZZ	5306-01-565-3441	338X5	5310000538-00	BOLT, MACHINE	2
					3/8 - 16 X 5/8 IN.	
28	PAFZZ		338X5	552897R1	SCREW, PAN HEAD	4
29	PAFZZ	2590-01-568-6482	1SPH7	DRB006	SUPPORT, RACK, GUNNER.....	2
30	PAFZZ	5306-01-556-6471	535V1	5310000616-00	BOLT, MACHINE	8
31	PAFZZ	2590-01-568-6166	EM347	DRB-005B	BRACKET, TOP, UPPER, RACK, DIGITALIZATION	2
32	PAFZZ	5340-01-556-5812	EM347	DRB-004B	PLATE, TOP, LOWER, RACK, DIGITALIZATION	2

Gunner Platform and Communications Rack - (CONTINUED)

(1) ITEM NO.	(2) SMR CODE	(3) NSN	(4) CAGEC	(5) PART NUMBER	(6) DESCRIPTION AND USABLE ON CODE (UOC)	(7) QTY
33	PAFFF	5975-01-556-5811	8A544	3113151C92L	RACK, COMMUNICATIONS	1
34	PAFZZ	5305-01-556-6006	338X5	3547776C1	. BOLT, FLANGE HEAD	8
35	PAFZZ		338X5	3855497C1	. RACK, LEG	4
36	PAFZZ	5306-01-556-6095	0Y3H3	0161827	. BOLT, FLANGED HEAD.....	12
37	PAFZZ	5310-01-512-6164	338X5	3544379C1	. NUT, HEX FLANGE, LOCK.....	20
					M8	
38	PAFZZ		338X5	3855496C1	. RACK, SHELF	3
39	PAFZZ	5310-01-555-4988	0Y3H3	37340	. NUT, PLAIN, HEXAGON	4
					5/16-IN.	
40	PAFZZ		338X5	3691379C1	. SUPPORT, DIGITALIZATION RACK..	2
41	PAFZZ	5306-01-566-6380	338X5	3824438C1L	. BOLT, FLANGE	4
					5/16 - 18 X 1-3/4 IN.	
42	PAFZZ		338X5	3855495C1	. RACK, SHELF TOP	1
43	PAFZZ	5310-01-555-4987	338X5	3821116C1	NUT, HEX LOCK	6
					1/4 - 20 IN.	
44	PAFZZ	5306-01-371-4685	338X5	180022	BOLT	2
					1/4 - 20 X 1 IN.	
45	PAFZZ	2590-01-568-6167	EM347	DRB-001	PLATE, LOWER, RACK, DIGITALIZATION	1
46	PAFZZ	5306-01-566-6380	338X5	3824438C1L	BOLT, FLANGE	2
					5/16 - 18 X 1-3/4 IN.	
					END OF FIGURE	

FIELD MAINTENANCE
GUNNER PLATFORM (RETROFIT KIT)

Gunner Platform (Retrofit Kit) - (CONTINUED)

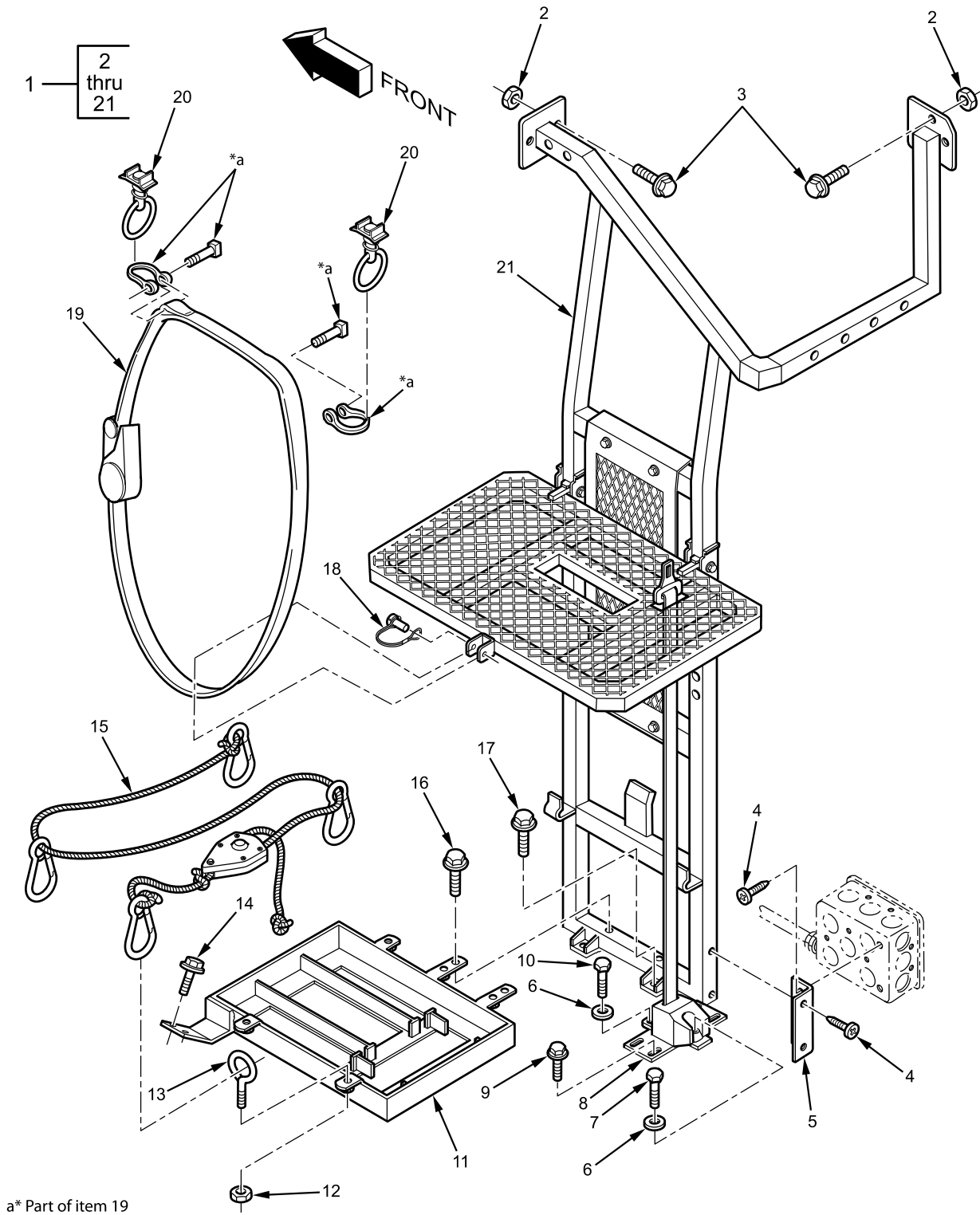


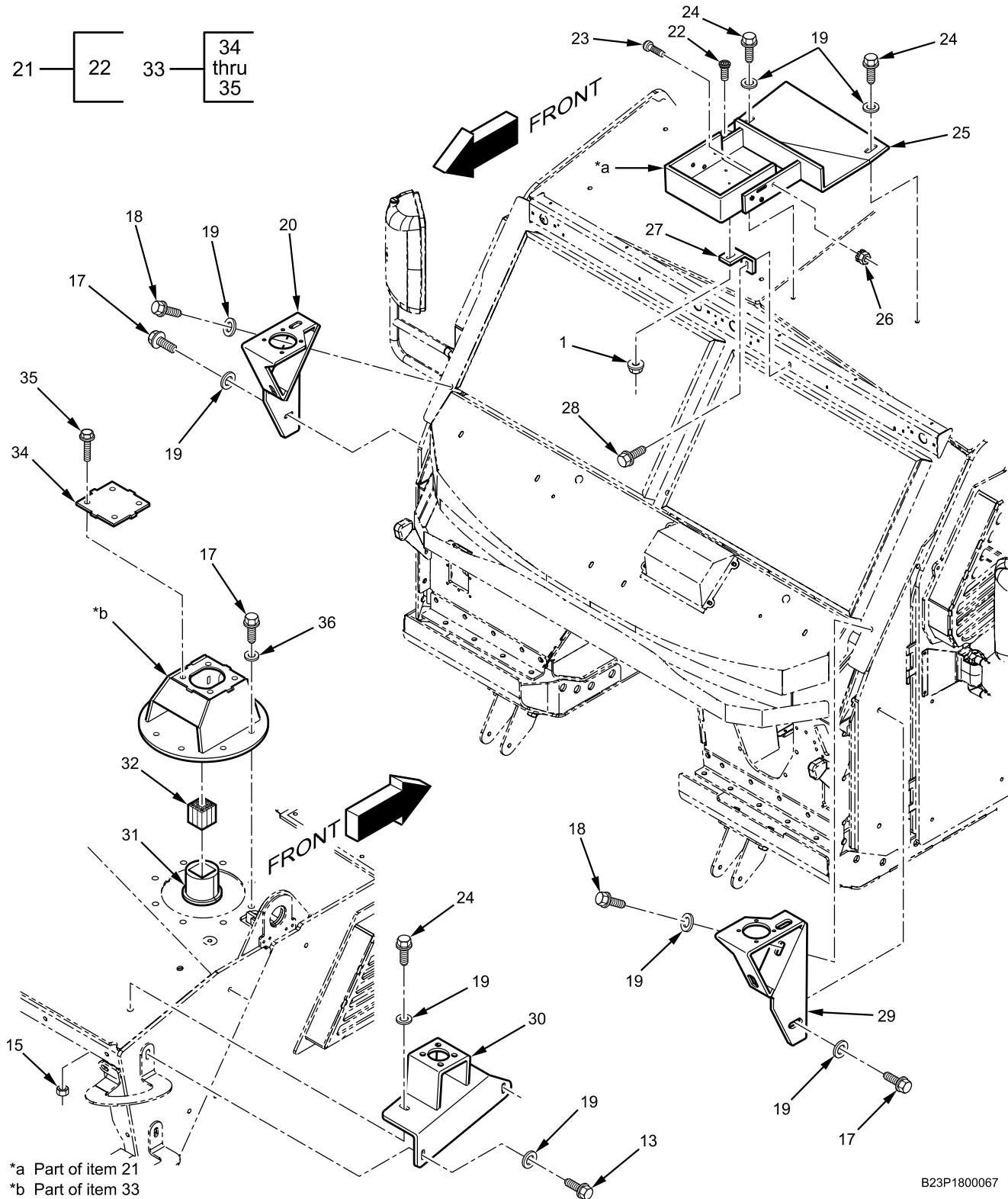
Figure 195. Gunner Platform (Retrofit Kit).

Gunner Platform (Retrofit Kit) - (CONTINUED)

(1) ITEM NO.	(2) SMR CODE	(3) NSN	(4) CAGEC	(5) PART NUMBER	(6) DESCRIPTION AND USABLE ON CODE (UOC)	(7) QTY
					GROUP 1808 STOWAGE RACKS, BOXES, STRAPS, CARRYING CASES, CABLE REELS, HOSE REELS	
					FIGURE Gunner Platform (Retrofit 195 Kit).	
1	PAFFF	2540-01-582-1004	338X5	3693189C91	KIT, GUNNER PLATFORM	1
2	PAFZZ	5310-01-008-6782	338X5	3821118C1	. NUT, PLAIN, EXTENDED	4
					3/8 - 16 IN.	
3	PAFZZ	5306-01-555-4983	338X5	3821088C1	. BOLT, MACHINE	4
					3/8 - 16 X 1 IN.	
4	PAFZZ		338X5	552897R1	. SCREW, PAN HEAD	2
5	PAFZZ	2590-01-568-6482	1SPH7	DRB006	. BRACKET, 12-VOLT ELECTRICAL BOX	1
6	PAFZZ		338X5	120838	. WASHER, SELF-LOCK.....	2
					7/16-IN.	
7	PAFZZ	5306-01-564-8365	338X5	3821057C1	. BOLT, HEX	1
					7/16 - 20 X 3/4 IN.	
8	PAFZZ	2590-01-568-6160	338X5	3684082C2	. BRACKET, RETRACTOR MOUNTING	1
9	PAFZZ	5306-01-566-6379	338X5	3824437C1L	. BOLT, HEX	4
					1/4 - 20 X 1-1/2 IN.	
10	PAFZZ	5310-01-572-6006	39428	93695A125	. BOLT, HEX	1
					7/16 X 1 IN.	
11	PAFZZ	2590-01-583-6800	338X5	3684083C1	. ASSEMBLY, AMMUNITION CONTAINER	1
12	PAFZZ	5310-01-555-4979	0Y3H3	36403	. NUT, PLAIN, HEXAGON	4
					5/16 - 18 IN.	
13	PAFZZ	5306-01-583-6797	338X5	3702562C1	. BOLT, EYE	4
					5/16 - 18 IN.	
14	PAFZZ	5306-01-566-6380	338X5	3824438C1L	. BOLT, FLANGE	2
					5/16 - 18 X 1-3/4 IN.	
15	PAFZZ	3990-01-583-6806	338X5	3688382C1	. TIE DOWN, AMMUNITION CONTROL	1
16	PAFZZ	5306-01-556-4638	338X5	3820292C2	. BOLT, FLANGE HEAD	2
					5/16 - 18 X 1 IN.	
17	PAFZZ	5306-01-565-3441	338X5	3821080C1	. BOLT, MACHINE	2
					3/8 - 16 X 5/8 IN.	
18	PAFZZ	5315-01-581-0922	338X5	3688330C91	. PIN, LOCKING WITH LANYARD	1
19	PAFZZ	5340-01-567-7727	338X5	3113681C91L	. STRAP, ADJUSTABLE GUNNER	1
20	PAFZZ	5304-01-582-5124	338X5	3113418C1L	. RETAINER, QUICK RELEASE, TRACK.....	1
21	PAFZZ	2590-01-583-6804	338X5	3684071C91	. PLATFORM, ADJUSTABLE GUNNER END OF FIGURE	1

FIELD MAINTENANCE
SPAWAR INTEGRATION (SUPPORTS, BRACKETS)

SPAWAR Integration (Supports, Brackets) - (CONTINUED)



B23P1800067

Figure 196. SPAWAR Integration (Supports, Brackets) (Sheet 2 of 2).

SPAWAR Integration (Supports, Brackets) - (CONTINUED)

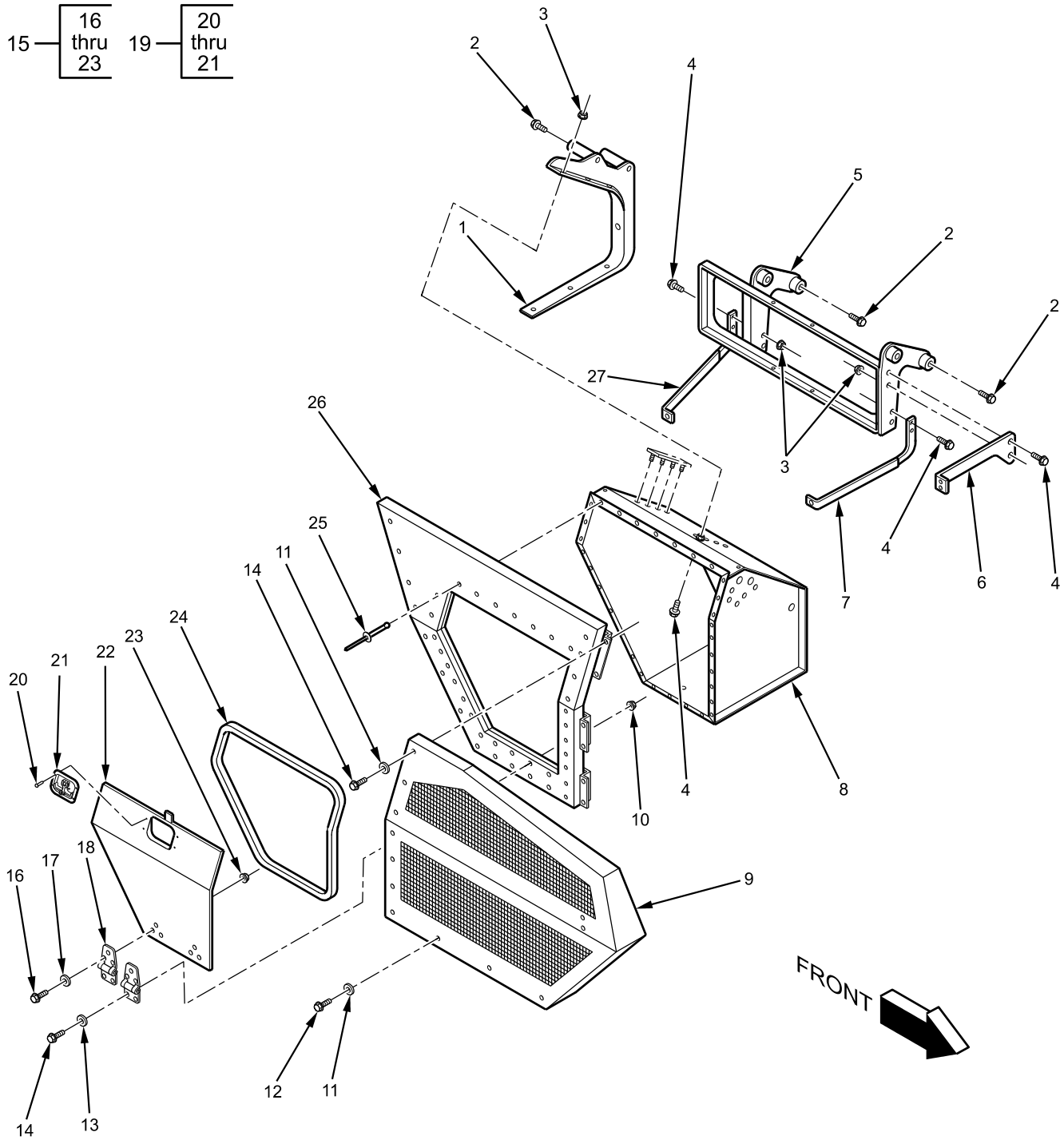
(1) ITEM NO.	(2) SMR CODE	(3) NSN	(4) CAGEC	(5) PART NUMBER	(6) DESCRIPTION AND USABLE ON CODE (UOC)	(7) QTY
					GROUP 1808 STORAGE RACKS, BOXES, STRAPS, CARRYING CASES, CABLE REELS, HOSE REELS FIGURE SPAWAR Integration 196 (Supports, Brackets)	
1	PAFZZ	5310-01-555-4987	338X5	3821116C1	NUT, HEX LOCK	7
					1/4 - 20 TPI.	
2	PAFZZ	5340-01-568-6204	338X5	3822816C1L	PLATE, SUPPORT MOUNTING	1
3	PAFZZ	2590-01-568-6417	338X5	3822817C1L	PLATE, ASSEMBLY MOUNTING	1
4	PAFZZ	2590-01-568-6492	338X5	3690640C1L	SUPPORT, HOFFMAN BOX	1
5	PAFZZ	5340-01-566-6052	338X5	3823668C1L	STRAP, ASSEMBLY BLUE FORCE TRACKER MINI	2
6	PAFZZ	5340-01-566-5956	338X5	3679588C1L	SUPPORT, ASSEMBLY, BLUE FORCE TRACKER, RIGHT	1
7	PAFZZ	5305-01-556-6456	0Y3H3	18155	SCREW, CAP, HEXAGON	
8	PAFZZ	5310-01-189-8385	338X5	25710R1	WASHER, FLAT	4
9	PAFZZ	5340-01-568-6211	338X5	3679585C1L	SUPPORT, ASSEMBLY, BLUE FORCE TRACKER, LEFT	1
10	PAFZZ	5306-01-578-0262	338X5	80305R1	BOLT	2
					7/16 - 16 X 1-1/4 IN.	
11	PAFZZ				TRAY, REAR COMMUNICATIONS RACK UPPER	1
12	PAFZZ		338X5	3679241C2L	TRAY, DUKE MOUNTING	1
13	PAFZZ	5306-01-556-6439	0Y3H3	19935	BOLT, MACHINE	6
14	PAFZZ		338X5	3679237C1L	SUPPORT, DUKE MOUNTING TRAY LEG.....	2
15	PAFZZ	5310-01-008-6782	81205	BAC10WL6-16P	NUT, PLAIN, EXTENDED	12
					3/8 - 16 TPI.	
16	PAFZZ		338X5	3679235C1L	SUPPORT, DUKE MOUNTING TRAY .	
17	PAFZZ	5306-01-555-5144	338X5	3820293C2	BOLT, MACHINE	10
					3/8 - 16 X 1-3/4 IN.	
18	PAFZZ	5306-01-556-6624	45152	2KP442	BOLT, FLANGE	2
					3/8 - 16 X 1-1/2 IN.	
19	PAFZZ	5310-01-584-3539	338X5	25724R1	WASHER, FLAT	10
					3/8 IN.	
20	PAFZZ	5985-01-568-5852	338X5	3822633C2L	SUPPORT, ANTENNA	1
21	PAFFF	2590-01-568-6149	338X5	3827466C1L	BOX, BLUE FORCE TRACKER ANTENNA.....	1
22	PAFZZ		338X5	3700940C1	STUD, FLUSH HEAD.....	1
23	PAFZZ	5305-01-566-9358	338X5	27093R1	SCREW, MACHINE, PAN HEAD	6
					#10 - 24 X 5/8 IN.	
24	PAFZZ	5306-01-555-4985	0Y3H3	19932	BOLT, HEX FLANGE.....	4
					3/8 - 16 X 1-1/4 IN.	
25	PAFZZ		338X5	3826836C1	PLATE, ROOF.....	1
26	PAFZZ	5310-01-566-5871	338X5	326423C91	NUT, WITH LOCK WASHER.....	6
					#10 - 24 TPI.	

SPAWAR Integration (Supports, Brackets) - (CONTINUED)

(1) ITEM NO.	(2) SMR CODE	(3) NSN	(4) CAGEC	(5) PART NUMBER	(6) DESCRIPTION AND USABLE ON CODE (UOC)	(7) QTY
27	PAFZZ	2590-01-568-6462	338X5	3679236C2L	SUPPORT, ROOF, BLUE FORCE TRACKER ANTENNA	1
28	PAFZZ	5306-01-555-4985	338X5	3821089C1	BOLT, HEX FLANGE..... 3/8 - 16 X 1-1/4 IN.	3
29	PAFZZ	5985-01-568-5853	338X5	3822632C2L	SUPPORT, ANTENNA	1
30	PAFZZ	5985-01-568-5854	338X5	3822827C1L	COWL SUPPORT, ANTENNA	1
31	PAFZZ	2590-01-568-6507	1B3L6	R100SS	ROOF SUPPORT, LARGE ROUND.....	1
32	PAFZZ	5975-01-386-6541	1B3L6	RM20	BLOCK, CABLE INSERT	9
33	PAFFF	2590-01-568-6343	338X5	3688784C1L	CAP, ROOF PASS THROUGH	1
34	PAFZZ		338X5	3708073C1	PLATE, TOP PASS THROUGH	1
35	PAFZZ	5306-01-555-4985	0Y3H3	19932	BOLT, HEX FLANGE..... 3/8 - 16 X 1-1/4 IN.	4
36	PAFZZ	5310-01-065-2596	0Y3H3	33115	WASHER, FLAT	10
					3/8-IN. END OF FIGURE	

FIELD MAINTENANCE
RIGHT FRONT STORAGE BOX

Right Front Storage Box - (CONTINUED)



B23P1800094

Figure 197. Right Front Storage Box.

Right Front Storage Box - (CONTINUED)

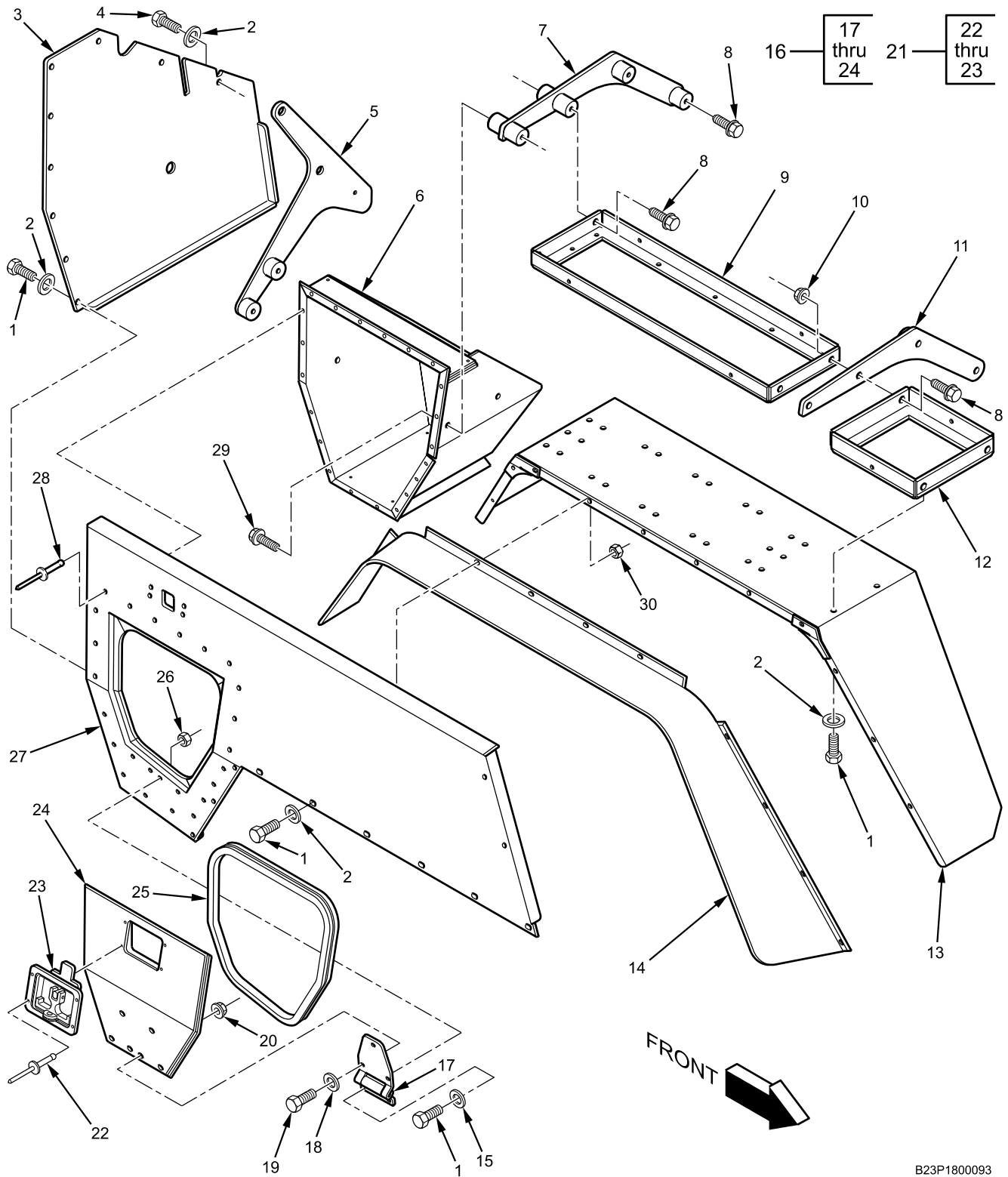
(1) ITEM NO.	(2) SMR CODE	(3) NSN	(4) CAGEC	(5) PART NUMBER	(6) DESCRIPTION AND USABLE ON CODE (UOC)	(7) QTY
					GROUP 1808 STOWAGE RACKS, BOXES, STRAPS, CARRYING CASES, CABLE REELS, HOSE REELS FIGURE Right Front Storage Box. 197	
1	PAFZZ	5340-01-555-4901	535V1	0147160683-00	BRACKET, STORAGE BOX, MIDDLE .	1
2	PAFZZ	5306-01-555-5144	0Y3H3	19933	BOLT, MACHINE	6
					3/8 - 16 X 1-3/4 IN.	
3	PAFZZ	5310-01-555-4979	0Y3H3	36403	NUT, PLAIN, HEXAGON	12
					5/16 - 18 TPI.	
4	PAFZZ	5306-01-556-4638	338X5	3820292C2	BOLT, FLANGE HEAD	12
					5/16 - 18 X 1 IN.	
5	PAFZZ	5340-01-555-4886	535V1	0147160649-00	BRACKET, RIGHT	1
6	PAFZZ	5340-01-555-4887	535V1	0147160651-00	BRACKET, MOUNTING	1
					FRONT, UPPER, RH	
7	PAFZZ	5340-01-555-4903	535V1	0147160653-00	BRACKET, MOUNTING	1
					FRONT, RH	
8	PAFZZ	2540-01-555-4907	535V1	0148160903-00	BOX, STORAGE, MIDDLE RH	1
9	PAFZZ	2510-01-555-4879	535V1	0147160631-00	PANEL, AC CONDENSER.....	1
10	PAFZZ	5310-01-556-6449	338X5	3821010C1	NUT, PLAIN	4
					1/4 - 20 TPI.	
11	PAFZZ	5310-01-166-8517	89346	120392	WASHER, FLAT	14
12	PAFZZ	5306-01-556-6622	89346	25228R1	BOLT, MACHINE	4
					5/16 - 18 X 3/4 IN.	
13	PAFZZ	5310-01-578-6093	338X5	120386	WASHER, FLAT	4
14	PAFZZ	5306-01-556-4631	0Y3H3	14003	BOLT, MACHINE	10
					1/4 - 20 X 3/4 IN.	
15	PAFFF	2540-01-555-4902	535V1	0148160031-00	DOOR, STORAGE BOX, MIDDLE	1
16	PAFZZ	5306-01-556-4631	0Y3H3	14003	BOLT, MACHINE	6
					1/4 - 20 X 3/4 IN.	
17	PAFZZ	5310-01-361-8386	0Y3H3	33113	WASHER, FLAT	6
18	PAFZZ	5340-01-581-9007	535V1	0147160697-00	HINGE	2
19	PAFFF	2540-01-587-3328	338X5	3114020C91	HANDLE ASSEMBLY, STORAGE BOX	1
20	PAFZZ	5320-00-230-2333	84256	1601-0512	RIVET, BLIND.....	4
					3/16-IN.	
21	PAFZZ	2540-01-568-6051	338X5	3689893C1L	HANDLE, T, STORAGE BOX	1
22	XAFZZ		535V1	0148160905-00	DOOR, STORAGE BOX, RH	1
23	PAFZZ		535V1	5330000077-00	NUT, HEX FLANGE	6
24	MFFZZ		338X5	3835432C1X	SEAL, RUBBER	1
					MAKE FROM SEAL, RUBBER, CAGEC 338X5, PART NUMBER 3835432C1	
25	PAFZZ		9K475	9395-C	RIVET.....	21
					3/16-IN.	

Right Front Storage Box - (CONTINUED)

(1) ITEM NO.	(2) SMR CODE	(3) NSN	(4) CAGEC	(5) PART NUMBER	(6) DESCRIPTION AND USABLE ON CODE (UOC)	(7) QTY
26	PAFZZ	2510-01-555-4909	535V1	0148160909-00	PANEL, MIDDLE, RH	1
27	PAFZZ	5340-01-555-4891	535V1	0147160655-00	BRACKET, MOUNTING	1
					REAR, RH	
					END OF FIGURE	

FIELD MAINTENANCE
RIGHT REAR STORAGE BOX

Right Rear Storage Box - (CONTINUED)



B23P1800093

Figure 198. Right Rear Storage Box.

Right Rear Storage Box - (CONTINUED)

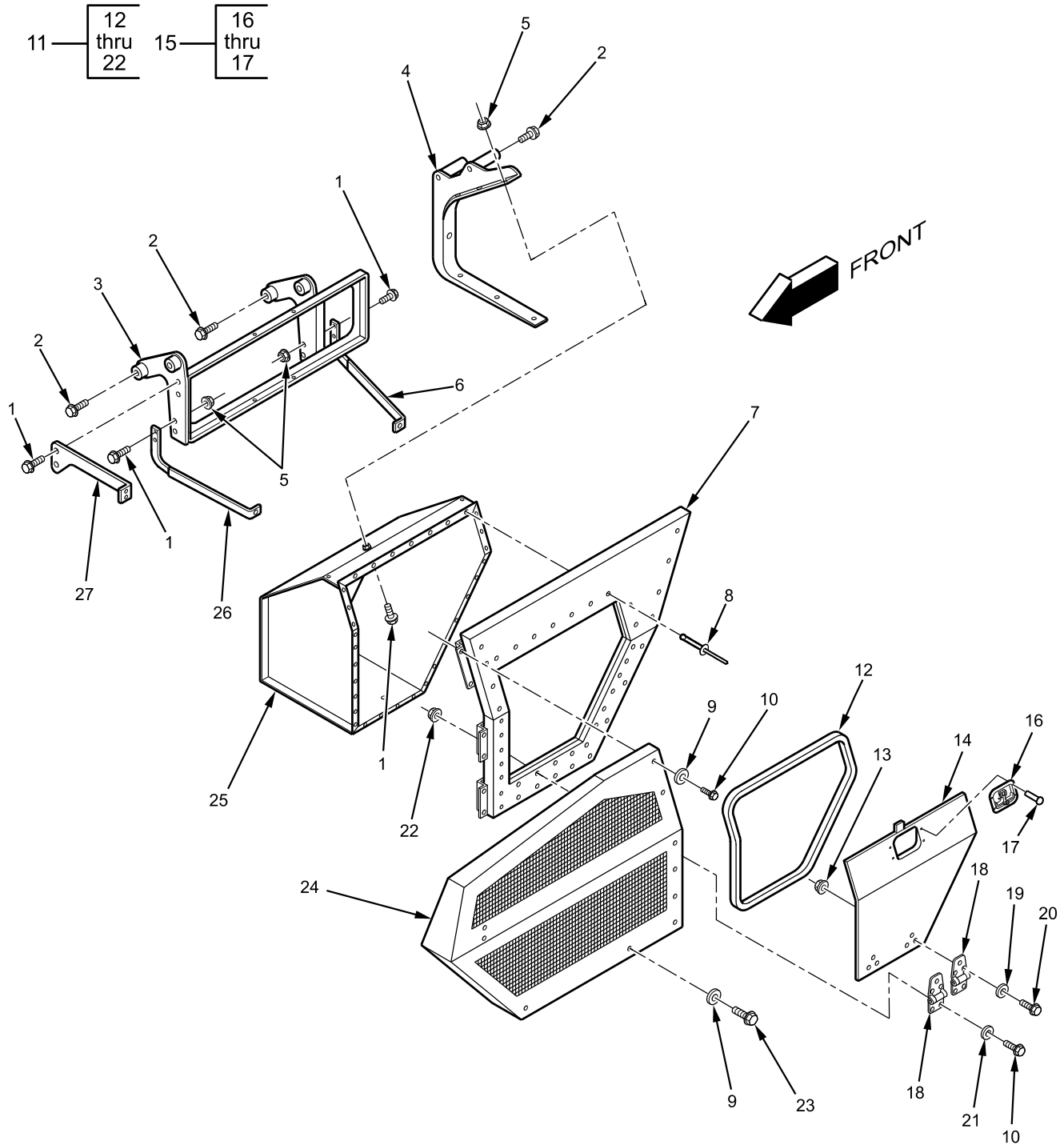
(1) ITEM NO.	(2) SMR CODE	(3) NSN	(4) CAGEC	(5) PART NUMBER	(6) DESCRIPTION AND USABLE ON CODE (UOC)	(7) QTY
					GROUP 1808 STOWAGE RACKS, BOXES, STRAPS, CARRYING CASES, CABLE REELS, HOSE REELS FIGURE Right Rear Storage Box. 198	
1	PAFZZ	5306-01-556-4631	0Y3H3	14003	BOLT, MACHINE 1/4 - 20 X 3/4 IN.	41
2	PAFZZ	5310-01-166-8517	89346	120392	WASHER, FLAT	34
3	PAFZZ	2590-01-555-4898	535V1	0148160973-00	COVER, REAR, RH	1
4	PAFZZ	5306-01-556-6622	89346	25228R1	BOLT, MACHINE 5/16 - 18 X 3/4 IN.	2
5	PAFZZ	5340-01-555-4896	535V1	0147160663-00	BRACKET, COVER, REAR.....	1
6	PAFZZ	2590-01-555-4917	535V1	0148160917-00	STORAGE BOX, REAR, RH.....	1
7	PAFZZ	5340-01-555-4913	535V1	0148160913-00	BRACKET, EXTINGUISHER.....	1
8	PAFZZ	5306-01-555-5144	0Y3H3	19933	BOLT, MACHINE 3/8 - 16 X 1-3/4 IN.	8
9	PAFZZ	5340-01-555-4895	535V1	0147160662-00	SUPPORT, EXTINGUISHER, REAR ...	1
10	PAFZZ	5310-01-008-6782	0Y3H3	5330000043-00	NUT, PLAIN, EXTENDED	2
					3/8 - 16 TPI.	
11	PAFZZ	5340-01-555-4894	535V1	0147160657-00	BRACKET, EXTINGUISHER.....	1
12	PAFZZ	5340-01-555-4916	535V1	0148160915-00	MOUNT, EXTINGUISHER.....	1
13	PAFZZ	2510-01-555-4885	535V1	0147160643-00	FENDER, INTERNAL, REAR.....	1
14	PAFZZ	2510-01-555-4883	535V1	0147160641-00	EXTENSION, FENDER, RH.....	1
15	PAFZZ	5310-01-578-6093	338X5	120386	WASHER, FLAT	4
16	PAFFF	2590-01-555-4906	535V1	0148160033-00	ASSEMBLY, STORAGE BOX REAR ...	1
17	PAFZZ	5340-01-581-9007	535V1	0147160697-00	HINGE	2
18	PAFZZ	5310-01-361-8386	0Y3H3	33113	WASHER, FLAT	6
19	PAFZZ	5306-01-556-4631	0Y3H3	14003	BOLT, MACHINE 1/4 - 20 X 3/4 IN.	6
20	PAFZZ	5310-01-555-4987	338X5	3821116C1	NUT, HEX LOCK.....	6
					1/4 - 20 TPI.	
21	PAFFF	2540-01-587-3328	338X5	3114020C91	HANDLE ASSEMBLY, STORAGE BOX	1
22	PAFZZ	5320-00-230-2333	84256	1601-0512	RIVET, BLIND.....	4
					3/16-IN.	
23	PAFZZ	2540-01-568-6051	338X5	3689893C1L	HANDLE, T, STORAGE BOX.....	1
24	XAFZZ		535V1	0148160907-00	STORAGE BOX, DOOR, REAR	1
25	MFFZZ		338X5	3835432C1X	SEAL, RUBBER	1
					MAKE FROM SEAL, RUBBER, CAGEC 338X5, PART NUMBER 3835432C1	
26	PAFZZ	5310-01-556-6449	338X5	3821010C1	NUT, PLAIN.....	4
					1/4 - 20 TPI.	
27	PAFZZ	2510-01-555-4912	535V1	0148160911-00	PANEL, REAR, RH.....	1
28	PAFZZ		9K475	9395-C	RIVET.....	31
					3/16-IN.	

Right Rear Storage Box - (CONTINUED)

(1) ITEM NO.	(2) SMR CODE	(3) NSN	(4) CAGEC	(5) PART NUMBER	(6) DESCRIPTION AND USABLE ON CODE (UOC)	(7) QTY
29	PAFZZ	5306-01-555-4983	338X5	3821088C1	BOLT, MACHINE	4
					3/8 - 16 X 1 IN.	
30	PAFZZ	5310-01-555-4987	338X5	3821116C1	NUT, HEX LOCK	2
					1/4 - 20 TPI.	
					END OF FIGURE	

FIELD MAINTENANCE
LEFT FRONT STORAGE BOX

Left Front Storage Box - (CONTINUED)



B23P1800090

Figure 199. Left Front Storage Box.

Left Front Storage Box - (CONTINUED)

(1) ITEM NO.	(2) SMR CODE	(3) NSN	(4) CAGEC	(5) PART NUMBER	(6) DESCRIPTION AND USABLE ON CODE (UOC)	(7) QTY
					GROUP 1808 STOWAGE RACKS, BOXES, STRAPS, CARRYING CASES, CABLE REELS, HOSE REELS FIGURE Left Front Storage Box. 199	
1	PAFZZ	5306-01-556-4638	338X5	3820292C2	BOLT, FLANGE HEAD	12
					5/16 - 18 X 1 IN.	
2	PAFZZ	5306-01-555-5144	0Y3H3	19933	BOLT, MACHINE	6
					3/8 - 16 X 1-3/4 IN.	
3	PAFZZ	2510-01-555-4888	535V1	0147160650-00	SUPPORT, FRONT	1
4	PAFZZ	5340-01-555-4900	535V1	0147160684-00	BRACKET, STORAGE BOX, MIDDLE .	1
5	PAFZZ	5310-01-555-4979	0Y3H3	36403	NUT, PLAIN, HEXAGON	12
					5/16 - 18 TPI.	
6	PAFZZ	5340-01-555-4892	535V1	0147160656-00	BRACKET, MOUNTING	1
					REAR, LH	
7	PAFZZ	2510-01-555-4910	535V1	0148160910-00	PANEL, MIDDLE, LH.....	1
8	PAFZZ		9K475	9395-C	RIVET.....	21
					3/16-IN.	
9	PAFZZ	5310-01-166-8517	89346	120392	WASHER, FLAT	14
10	PAFZZ	5306-01-556-4631	0Y3H3	14003	BOLT, MACHINE	10
					1/4 - 20 X 3/4 IN.	
11	PAFFF	2590-01-555-4904	535V1	0148160032-00	DOOR, STORAGE BOX, MIDDLE	1
12	MFFZZ		338X5	3835432C1X	. SEAL, RUBBER	1
					MAKE FROM SEAL, RUBBER, CAGEC 338X5, PART NUMBER 3835432C1	
13	PAFZZ		535V1	5330000077-00	. NUT, HEX FLANGE	6
14	XAFZZ		535V1	0148160906-00	. DOOR, STORAGE BOX, LH.....	1
15	PAFFF	2540-01-587-3328	338X5	3114020C91	. HANDLE ASSEMBLY, STORAGE BOX	1
16	PAFZZ	2450-01-568-6051	338X5	3689893C1L	. . HANDLE, T, STORAGE BOX.....	1
17	PAFZZ	5320-00-230-2333	84256	1601-0512	. . RIVET, BLIND.....	4
					3/16-IN.	
18	PAFZZ	5340-01-581-9007	535V1	0147160697-00	. HINGE.....	2
19	PAFZZ	5310-01-361-8386	0Y3H3	33113	. WASHER, FLAT	6
20	PAFZZ	5306-01-556-4631	0Y3H3	14003	. BOLT, MACHINE	6
					1/4 - 20 X 3/4 IN.	
21	PAFZZ	5310-01-278-6093	338X5	120386	. WASHER, FLAT	4
22	PAFZZ	5310-01-556-6449	338X5	3821010C1	. NUT, PLAIN.....	4
					1/4 - 20 TPI.	
23	PAFZZ	5306-01-556-6622	89346	25228R1	BOLT, MACHINE	4
					5/16 - 18 X 3/4 IN.	
24	PAFZZ	2510-01-555-4881	535V1	0147160632-00	PANEL, AC CONDENSER.....	1
25	PAFZZ	2590-01-555-4908	535V1	0148160904-00	BOX, STORAGE, MIDDLE LH.....	1

Left Front Storage Box - (CONTINUED)

(1) ITEM NO.	(2) SMR CODE	(3) NSN	(4) CAGEC	(5) PART NUMBER	(6) DESCRIPTION AND USABLE ON CODE (UOC)	(7) QTY
26	PAFZZ	5340-01-555-4890	535V1	0147160654-00	BRACKET, MOUNTING FRONT, LH	1
27	PAFZZ	5340-01-555-4889	535V1	0147160652-00	BRACKET, MOUNTING FRONT, UPPER, LH END OF FIGURE	1

FIELD MAINTENANCE
LEFT REAR STORAGE BOX

Left Rear Storage Box - (CONTINUED)

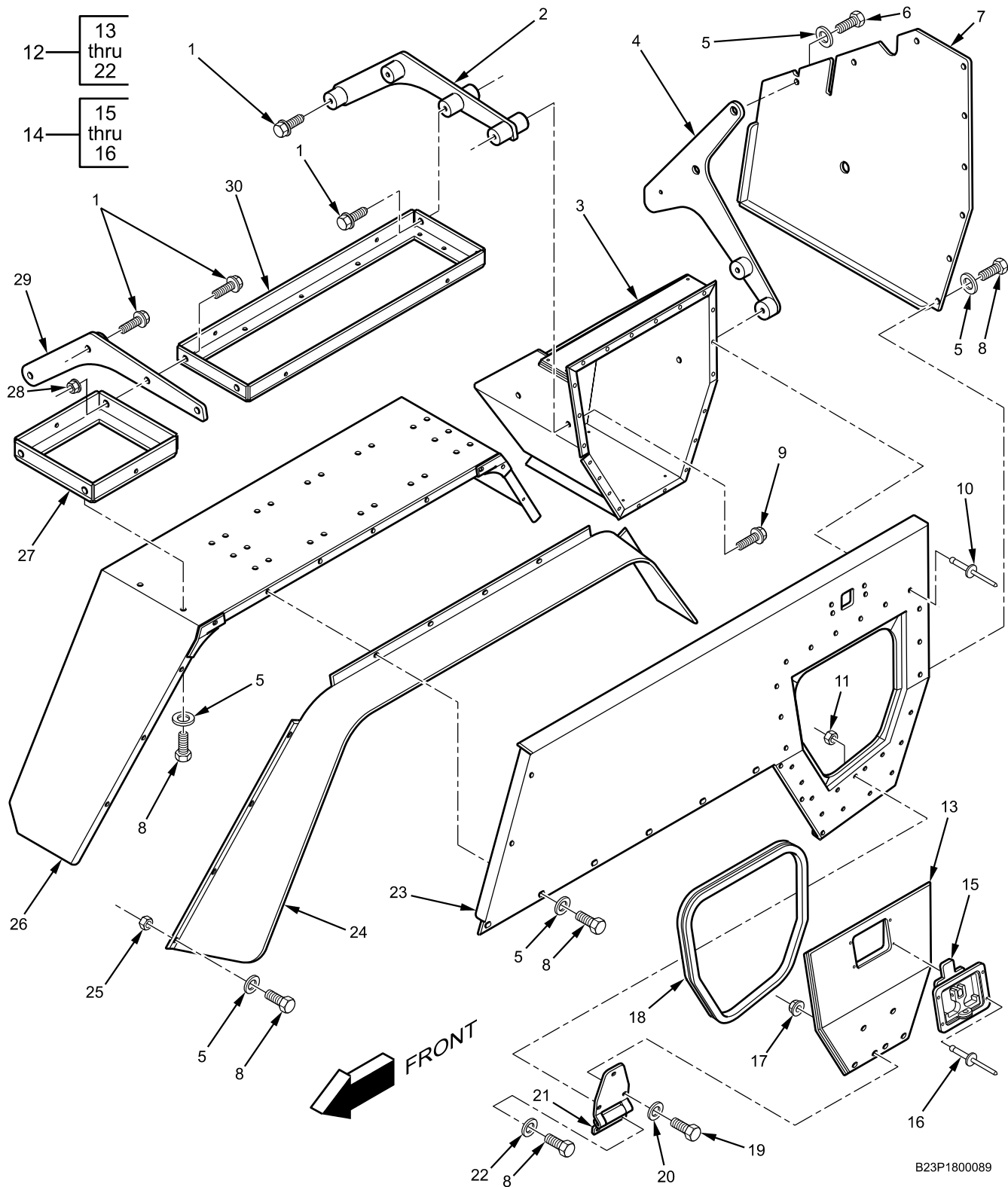


Figure 200. Left Rear Storage Box.

Left Rear Storage Box - (CONTINUED)

(1) ITEM NO.	(2) SMR CODE	(3) NSN	(4) CAGEC	(5) PART NUMBER	(6) DESCRIPTION AND USABLE ON CODE (UOC)	(7) QTY
					GROUP 1808 STOWAGE RACKS, BOXES, STRAPS, CARRYING CASES, CABLE REELS, HOSE REELS FIGURE Left Rear Storage Box. 200	
1	PAFZZ	5306-01-555-5144	0Y3H3	19933	BOLT, MACHINE 3/8 - 16 X 1-3/4 IN.	8
2	PAFZZ	5340-01-555-4914	535V1	0148160914-00	BRACKET, EXTINGUISHER.....	1
3	PAFZZ	2590-01-555-4919	535V1	0148160916-00	BOX, STORAGE, REAR LH.....	1
4	PAFZZ	5340-01-555-4897	535V1	0147160664-00	BRACKET, COVER, REAR.....	1
5	PAFZZ	5310-01-166-8517	89346	120392	WASHER, FLAT	34
6	PAFZZ	5306-01-556-6622	89346	25228R1	BOLT, MACHINE 5/16 - 18 X 3/4 IN.	2
7	PAFZZ	2590-01-555-4899	535V1	0148160974-00	COVER, REAR LH.....	1
8	PAFZZ	5306-01-556-4631	0Y3H3	14003	BOLT, MACHINE 1/4 - 20 X 3/4 IN.	41
9	PAFZZ	5306-01-555-4983	338X5	3821088C1	BOLT, MACHINE 3/8 - 16 X 1 IN.	4
10	PAFZZ		9K475	9395-C	RIVET..... 3/16-IN.	31
11	PAFZZ	5310-01-556-6449	338X5	3821010C1	NUT, PLAIN..... 1/4 - 20 TPI.	4
12	PAFFF	2590-01-555-4905	535V1	0148160034-00	DOOR, STORAGE BOX, REAR	1
13	XAFZZ		535V1	0148160908-00	. DOOR, STORAGE BOX, LH.....	1
14	PAFFF	2540-01-587-3328	338X5	3114020C91	. HANDLE ASSEMBLY, STORAGE BOX	1
15	PAFZZ	2540-01-568-6051	338X5	3689893C1L	. . HANDLE, T, STORAGE BOX.....	1
16	PAFZZ	5320-00-230-2333	84256	1601-0512	. . RIVET, BLIND..... 3/16-IN.	4
17	PAFZZ	5310-01-555-4987	338X5	3821116C1	. NUT, HEX LOCK..... 1/4 - 20 TPI.	6
18	MFFZZ		338X5	3835432C1X	. SEAL, RUBBER..... MAKE FROM SEAL, RUBBER, CAGEC 338X5, PART NUMBER 3835432C1	1
19	PAFZZ	5306-01-556-4631	0Y3H3	14003	. BOLT, MACHINE 1/4 - 20 X 3/4 IN.	6
20	PAFZZ	5310-01-361-8386	0Y3H3	33113	. WASHER, FLAT	6
21	PAFZZ	5340-01-581-9007	535V1	0147160697-00	. HINGE.....	2
22	PAFZZ	5310-01-578-6093	338X5	120386	. WASHER, FLAT	4
23	PAFZZ	2510-01-555-4911	535V1	0148160912-00	PANEL, REAR LH.....	1
24	PAFZZ	2510-01-555-4882	535V1	0147160642-00	FENDER, EXTERNAL, LH.....	1
25	PAFZZ	5310-01-555-4987	338X5	3821116C1	NUT, HEX LOCK..... 1/4 - 20 TPI.	2
26	PAFZZ	2510-01-555-4884	535V1	0147160644-00	FENDER, INTERNAL, REAR.....	1

Left Rear Storage Box - (CONTINUED)

(1) ITEM NO.	(2) SMR CODE	(3) NSN	(4) CAGEC	(5) PART NUMBER	(6) DESCRIPTION AND USABLE ON CODE (UOC)	(7) QTY
27	PAFZZ	5340-01-555-4916	535V1	0148160915-00	MOUNT, EXTINGUISHER.....	1
28	PAFZZ	5310-01-008-6782	81205	BACN10WL6-16P	NUT, SELF-LOCKING, HEXAGON..... 3/8 - 16 TPI.	2
29	PAFZZ	4210-01-568-5905	535V1	0147160658-00	BRACKET, EXTINGUISHER.....	1
30	PAFZZ	5340-01-555-4895	535V1	0147160662-00	SUPPORT, EXTINGUISHER, REAR ... END OF FIGURE	1

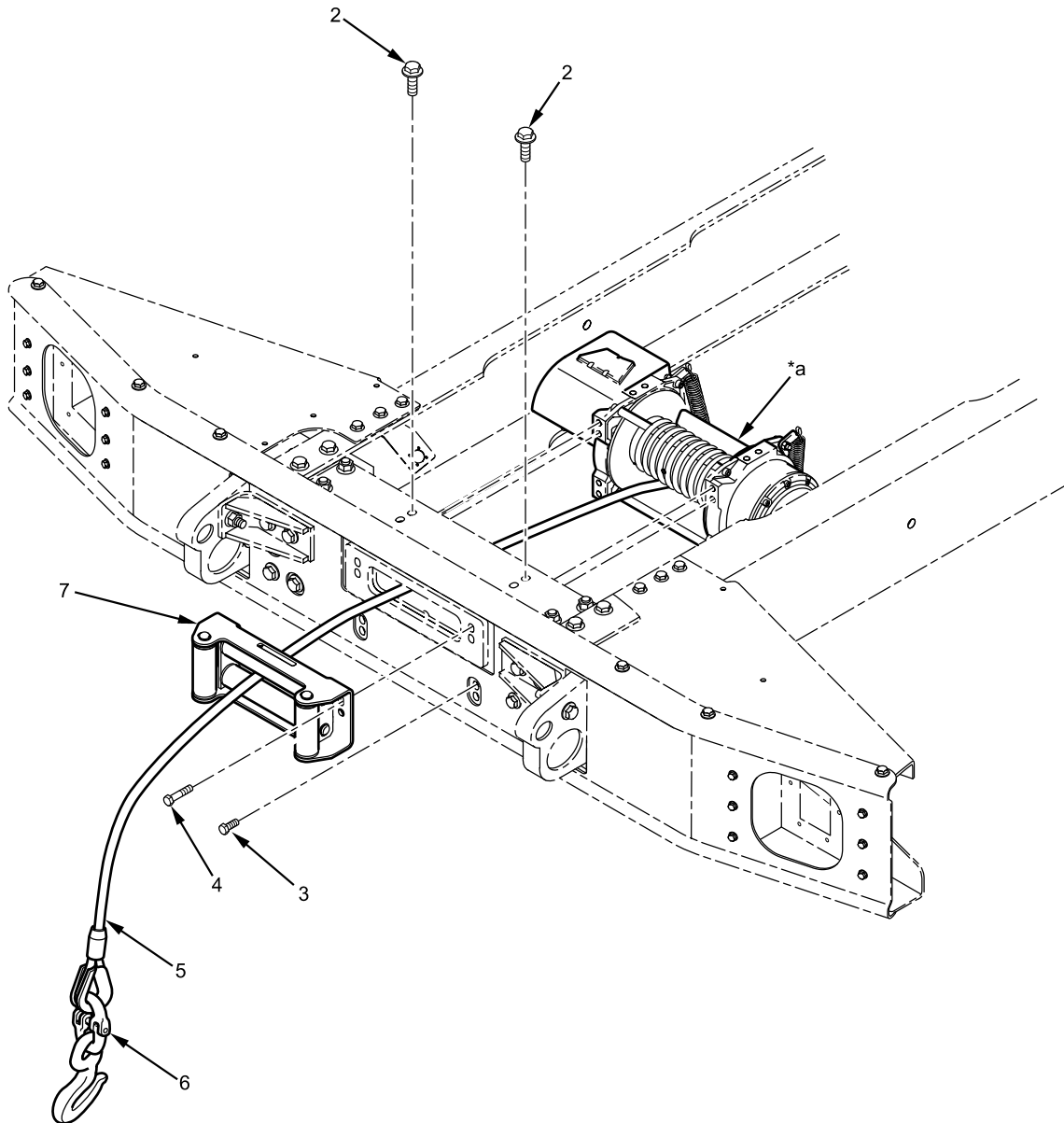
FIELD MAINTENANCE

WINCH ASSEMBLY

Winch Assembly - (CONTINUED)

1 —

2 thru 7



*a Part of Item 1

B23P2000008

Figure 201. Winch Assembly.

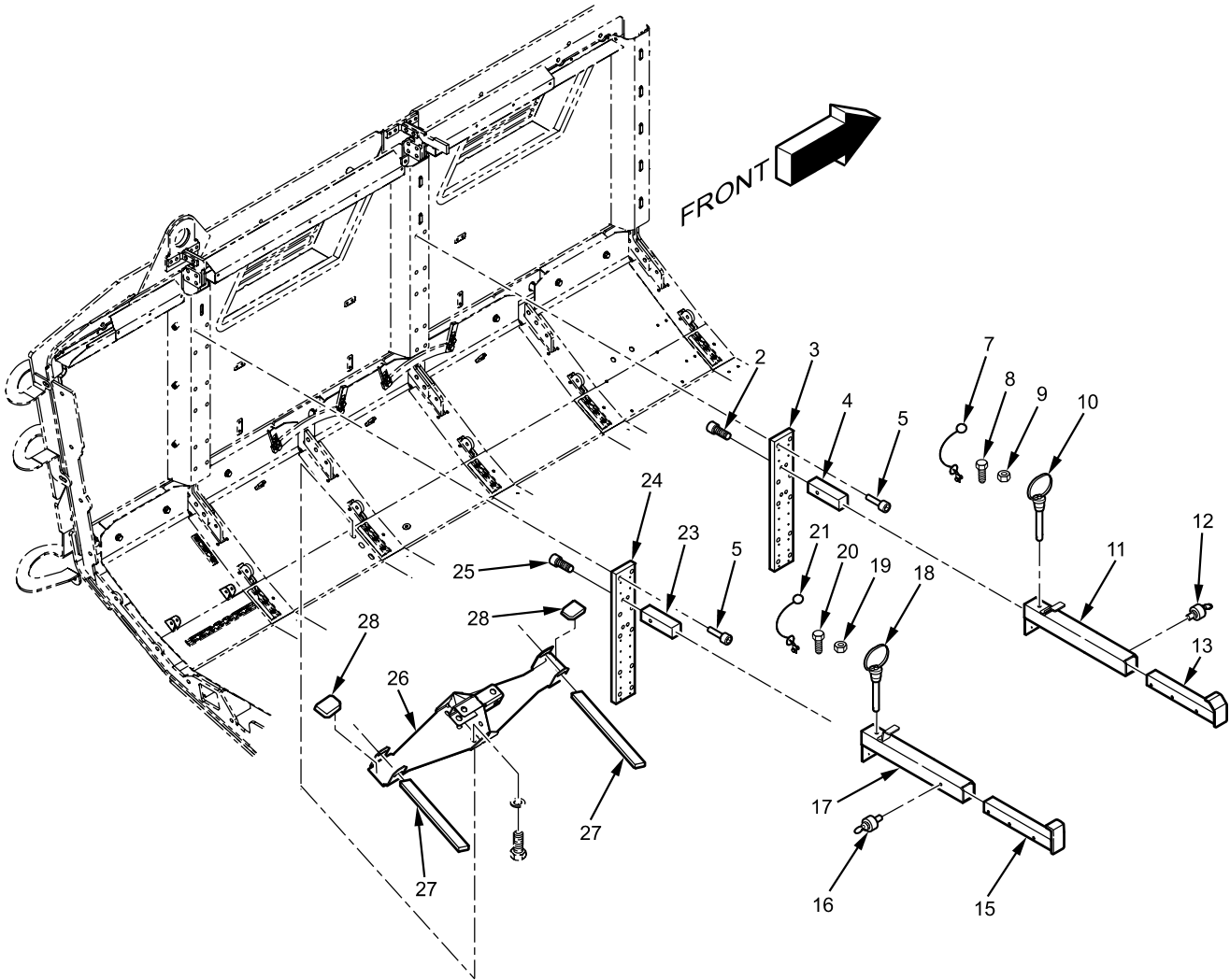
Winch Assembly - (CONTINUED)

(1) ITEM NO.	(2) SMR CODE	(3) NSN	(4) CAGEC	(5) PART NUMBER	(6) DESCRIPTION AND USABLE ON CODE (UOC)	(7) QTY
					GROUP 2001 HOIST, WINCH, CAPSTAN, WINDLASS, CRANE OR WINCH ASSEMBLY	
					FIGURE Winch Assembly. 201	
1	PAFHH	2590-01-568-5683	27646	78932	WINCH ASSEMBLY	1
2	PAFZZ	5306-01-512-1578	0Y3H3	0161895	. BOLT, FLANGE HEAD	4
					M12 X 35 MM	
3	PAFZZ	5305-01-549-7683	0Y3H3	40714	. BOLT, HEX	4
					M12 X 30 MM	
4	PAFZZ		338X5	30047R1	. BOLT, HEX	4
					M12 X 55 MM	
5	PAFZZ	4010-01-566-5903	338X5	2596780C1	. CABLE, WINCH	1
6	PAFZZ	5340-01-566-9347	338X5	2596781C1	. HOOK AND COUPLER.....	1
7	PAFZZ	2590-01-566-6461	27646	75535	. ROLLER, FAIRLEAD	1
					END OF FIGURE	

FIELD MAINTENANCE
CASUALTY EVACUATION (CASEVAC) EQUIPMENT

Casualty Evacuation (Casevac) Equipment - (CONTINUED)

- 1 — 2
thru
4
- 6 — 7
thru
13
- 14 — 15
thru
21
- 22 — 23
thru
25



B23P1800075

Figure 202. CASEVAC Equipment.

Casualty Evacuation (Casevac) Equipment - (CONTINUED)

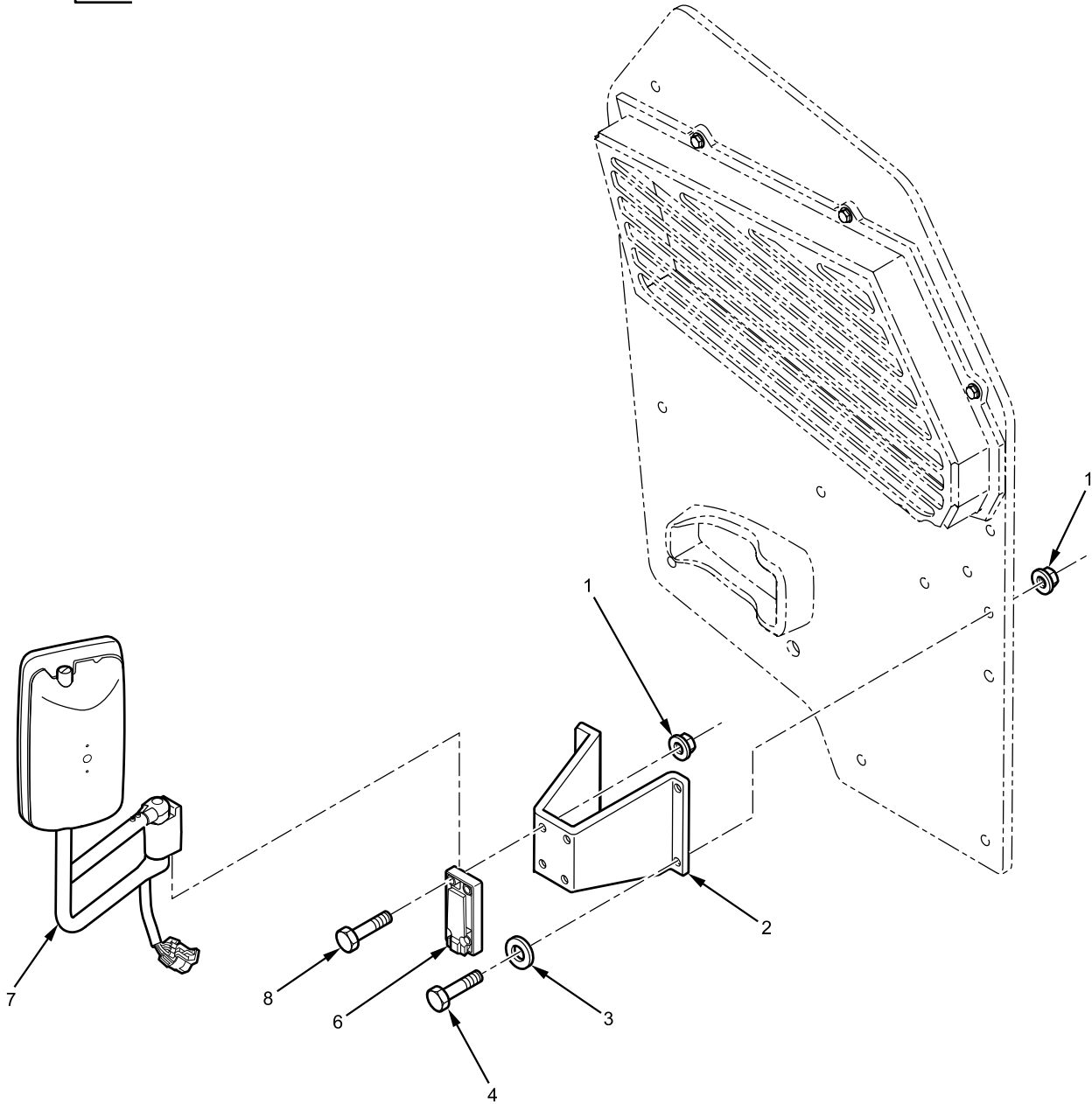
(1) ITEM NO.	(2) SMR CODE	(3) NSN	(4) CAGEC	(5) PART NUMBER	(6) DESCRIPTION AND USABLE ON CODE (UOC)	(7) QTY
					GROUP 2202 ACCESSORY ITEMS FIGURE CASEVAC Equipment. 202	
1	PAFFF	2590-01-563-9512	338X5	3680130C92L	FORWARD MOUNTING	1
2	PAFZZ	5305-01-578-0607	39428	91205A714	. SCREW, SOCKET HEAD CAP	2
3	PAFZZ	2590-01-578-6195	338X5	3824302C2L	. PLATE, ARM SUPPORT	1
4	PAFZZ	2590-01-568-6503	338X5	3680131C2L	. SUPPORT, MOUNT ARM	1
5	PAFZZ	5305-01-556-6486	338X5	3821175C2	SCREW, CAP, HEXAGON	22
6	PAFFF	5340-01-566-5960	338X5	3680143C92L	SUPPORT, ARM ASSEMBLY RIGHT HAND.....	1
7	PAFZZ	5340-01-568-5884	39428	90312A660	. STRAP, WITH LANYARD.....	1
8	PAFZZ	5305-01-559-5860	39428	91280A136	. SCREW, M4 X 25.4 MM.....	1
9	PAFZZ	5310-01-572-6006	39428	93695A125	. NUT	1
					M4	
10	PAFZZ	5315-01-568-5849	39428	92627A330	. RETAINER, QUICK RELEASE	1
11	PAFZZ		338X5	3680142C2L	. SUPPORT, OUTER RIGHT HAND	1
12	PAFZZ	5315-01-568-5848	39428	8487A37	. RETAINER, PIN	1
13	PAFZZ	5340-01-568-6213	338X5	3680134C2L	. SUPPORT, SLIDE ASSEMBLY.....	1
14	PAFFF	5340-01-563-9446	338X5	3680144C92L	SUPPORT, ARM ASSEMBLY, LEFT HAND.....	1
15	PAFZZ	5340-01-568-6213	338X5	3680134C2L	. SUPPORT, SLIDE ASSEMBLY.....	1
16	PAFZZ	5315-01-568-5848	39428	8487A37	. RETAINER, PIN	1
17	PAFZZ	2590-01-568-6519	338X5	3680141C2L	. SUPPORT, OUTER LEFT HAND.....	1
18	PAFZZ	5315-01-568-5849	39428	92627A330	. RETAINER, QUICK RELEASE	1
19	PAFZZ	5310-01-572-6006	39428	93695A125	. NUT	1
					M4	
20	PAFZZ	5305-01-559-5860	39428	91280A136	. SCREW, M4 X 25.4 MM.....	1
21	PAFZZ	5340-01-568-5884	39428	90312A660	. STRAP, WITH LANYARD.....	1
22	PAFFF	2590-01-563-9882	338X5	3824748C92L	REAR MOUNTING PLATE.....	1
23	PAFZZ	2590-01-568-6503	338X5	3680131C2L	. SUPPORT, MOUNT ARM	1
24	PAFZZ	2590-01-578-6195	338X5	3824302C2L	. PLATE, ARM MOUNT	1
25	PAFZZ	5305-01-578-0607	39428	91205A714	. SCREW, SOCKET HEAD CAP	2
26	PAFZZ	5340-01-563-9576	338X5	3824744C1L	LITTER, ARM STORAGE	1
27	PAFZZ	5340-01-567-0227	338X5	3825474C1	STRAP, VELCRO	2
28	PCFZZ		338X5	3849414C1	ISOLATOR, RUBBER	2
					END OF FIGURE	

FIELD MAINTENANCE
RIGHT SIDE DOOR MOUNTED MIRROR

Right Side Door Mounted Mirror - (CONTINUED)

5 —

6 thru 7



B23P2200250

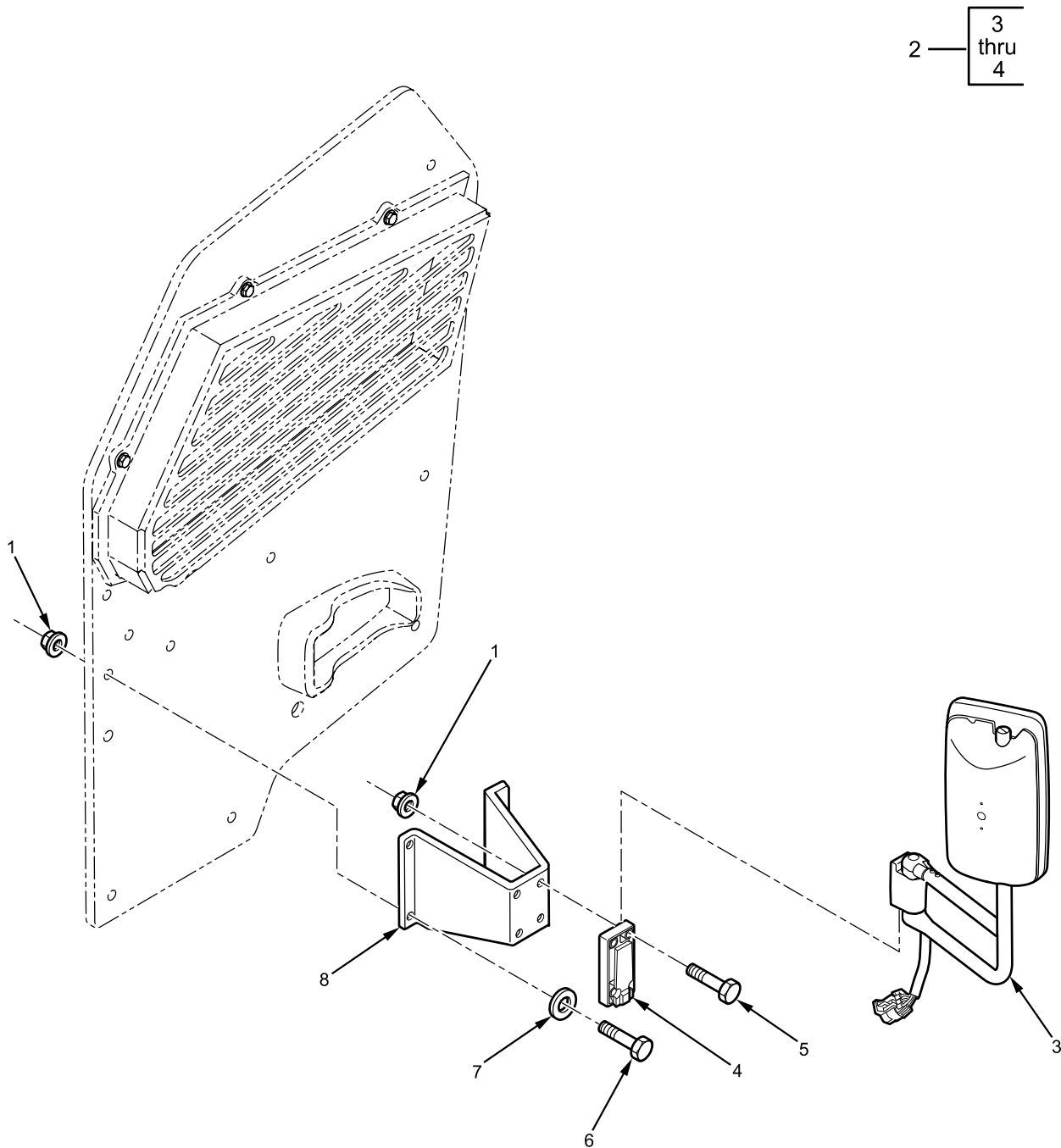
Figure 203. Right Side Door Mounted Mirror.

Right Side Door Mounted Mirror - (CONTINUED)

(1) ITEM NO.	(2) SMR CODE	(3) NSN	(4) CAGEC	(5) PART NUMBER	(6) DESCRIPTION AND USABLE ON CODE (UOC)	(7) QTY
					GROUP 2202 ACCESSORY ITEMS FIGURE Right Side Door Mounted 203 Mirror.	
1	PAFZZ	5310-01-555-4988	0Y3H3	37340	NUT, HEX.....	8
					5/16 - 18 TPI.	
2	PAFZZ	2590-01-564-0061	338X5	3825392C1L	MIRROR HOLDER, RH.....	1
3	PAFZZ	5310-01-544-0160	0Y3H3	33114	WASHER, FLAT	4
					5/16-IN.	
4	PAFZZ	5306-01-556-6474	0Y3H3	14057	BOLT, MACHINE	4
					5/16 - 18 X 1-1/4 IN.	
5	PAFZZ	2540-01-566-4349	338X5	3112903C92L	MIRROR, POWERED, ASSEMBLY, RH.....	1
6	PAFZZ	2540-01-568-5910	338X5	3676711C1L	MIRROR, SUPPORT	1
7	PAFZZ	2540-01-566-4349	338X5	3676710C92L	MIRROR, REAR VIEW, RH.....	1
8	PAFZZ	5306-01-556-6448	338X5	3821008C1L	BOLT, MACHINE	4
					5/16 - 18 X 1 IN.	
					END OF FIGURE	

FIELD MAINTENANCE
LEFT SIDE DOOR MOUNTED MIRROR

Left Side Door Mounted Mirror - (CONTINUED)



B23P220200289

Figure 204. Left Side Door Mounted Mirror.

Left Side Door Mounted Mirror - (CONTINUED)

(1) ITEM NO.	(2) SMR CODE	(3) NSN	(4) CAGEC	(5) PART NUMBER	(6) DESCRIPTION AND USABLE ON CODE (UOC)	(7) QTY
					GROUP 2202 ACCESSORY ITEMS FIGURE Left Side Door Mounted 204 Mirror.	
1	PAFZZ	5310-01-555-4988	0Y3H3	37340	NUT, HEX.....	8
					5/16 - 18 TPI.	
2	PAFZZ	2540-01-566-4351	338X5	3112905C92L	MIRROR, POWERED, ASSEMBLY, LH	1
3	PAFZZ	2540-01-566-4351	338X5	3676709C92L	MIRROR, REAR VIEW, LH.....	1
4	PAFZZ	2540-01-568-5910	338X5	3676711C1L	MIRROR, SUPPORT	1
5	PAFZZ	5306-01-556-6448	338X5	3821008C1L	BOLT, MACHINE	4
					5/16 - 18 X 1 IN.	
6	PAFZZ	5306-01-556-6474	0Y3H3	14057	BOLT, MACHINE	4
					5/16 - 18 X 1-1/4 IN.	
7	PAFZZ	5310-01-544-0160	0Y3H3	33114	WASHER, FLAT	4
					5/16-IN.	
8	PAFZZ	5340-01-566-3489	338X5	3825391C1L	MIRROR, HOLDER, LH	1
					END OF FIGURE	

FIELD MAINTENANCE
WINDSHIELD WIPER SYSTEM

Windshield Wiper System - (CONTINUED)

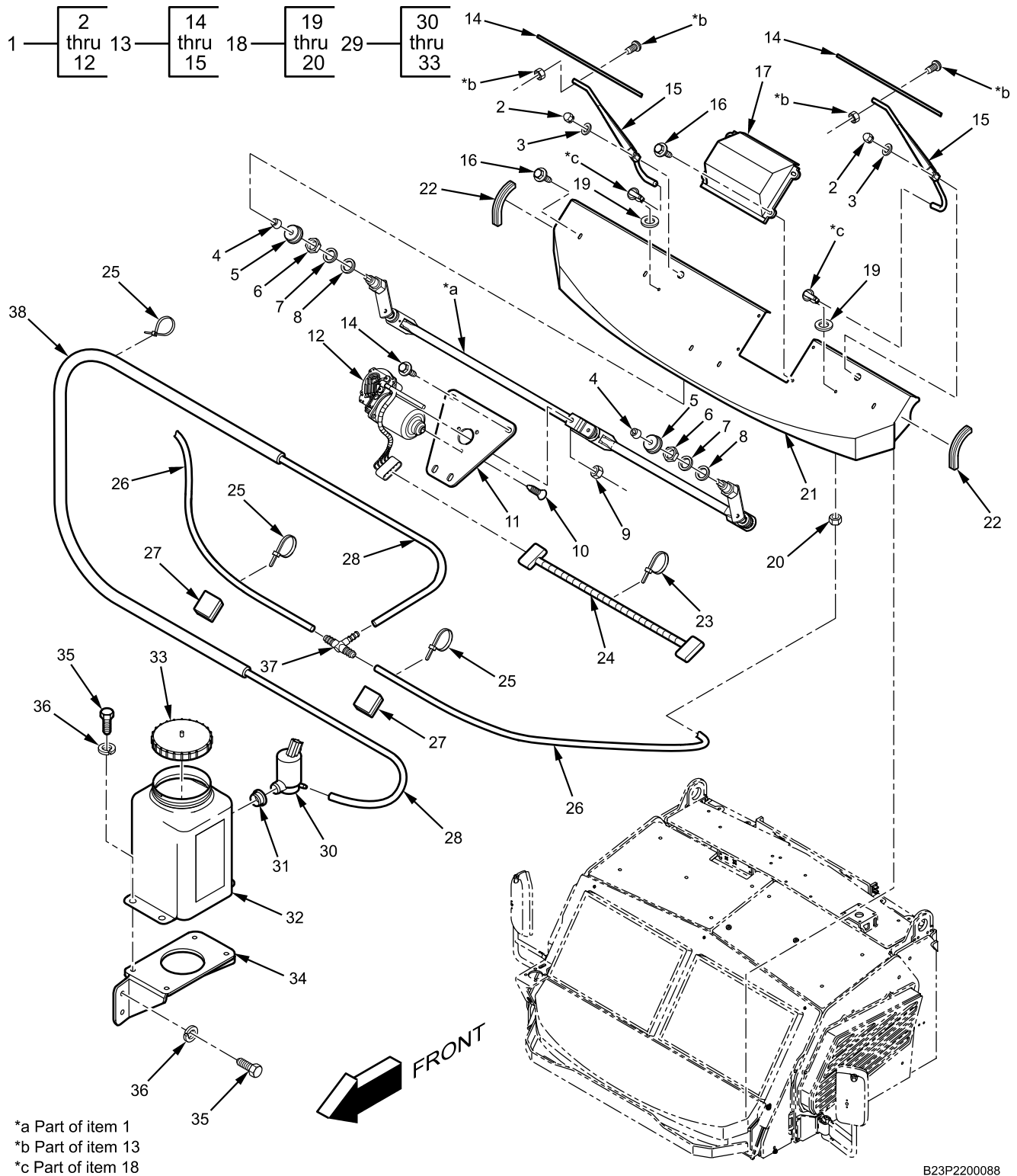


Figure 205. Windshield Wiper System.

Windshield Wiper System - (CONTINUED)

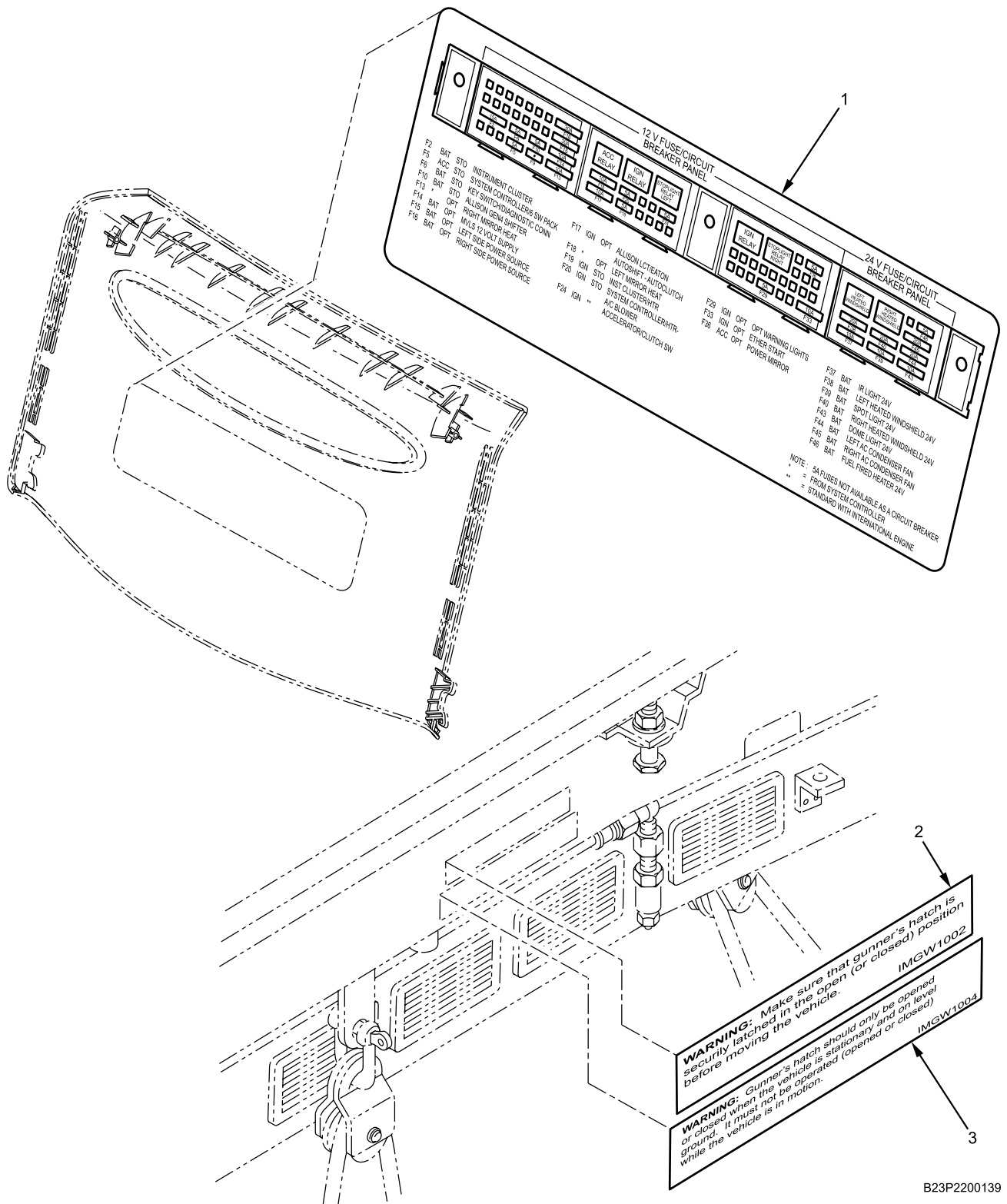
(1) ITEM NO.	(2) SMR CODE	(3) NSN	(4) CAGEC	(5) PART NUMBER	(6) DESCRIPTION AND USABLE ON CODE (UOC)	(7) QTY
					GROUP 2202 ACCESSORY ITEMS FIGURE Windshield Wiper System. 205	
1	PAFFF	3040-01-556-7066	338X5	3113170C91L	MODULE, WINDSHIELD WIPER, ELECTRICAL MOTOR	1
2	PAFZZ	5310-01-558-4741	82484	C-1421-7	. NUT, ACORN	2
					3/8-IN.	
3	PAFZZ	5310-00-180-0277	82484	C-1423	. WASHER, LOCK.....	2
4	PAFZZ	2540-01-212-9068	82484	S-2280-1	. DRIVER, KNURLED	2
5	PCFZZ	5340-01-210-7618	82484	S-2756	. CAP, WEATHER SEAL	2
6	PAFZZ		82484	C-1727	. NUT, HEXAGON	2
7	PAFZZ		82484	C-1536	. WASHER, FLAT	2
8	PCFZZ		82484	S-3090	. WASHER, SEALING	2
9	PAFZZ	5310-01-479-8086	45152	2GH128	. LOCKNUT, FLANGED	1
10	PAFZZ		82484	C-1480	. BOLT, HEXAGON HEAD.....	3
11	PAFZZ		82484	S-5756	. BRACKET, MOTOR MOUNT	1
12	PAFZZ		82484	E-008-126	. MOTOR ASSEMBLY	1
13	PCFFF	2540-01-555-4921	338X5	3113171C91L	ASSEMBLY, WIPER ARM.....	2
14	PCFZZ	2540-01-384-6085	82484	C-1100-2-18	. BLADE, WIPER.....	1
15	PAFZZ		82484	4139-22-BW	. ARM, WIPER	1
16	PAFZZ		338X5	403810C91	SCREW.....	13
					5/16 - 18 X 1 IN.	
17	PAFZZ	6105-01-568-5828	338X5	3688658C1L	COVER, WIPER MOTOR	1
18	PAFFF	2590-01-556-4706	338X5	3801740C1L	THRU COWL CONNECTOR	2
					WIPER WET ARM HOSE ADAPTER ASSEMBLY	
19	PCFZZ	5310-01-479-0790	45152	2AA804	. SEAL, WASHER	1
20	PAFZZ	5310-01-479-5869	45152	2HK471	. NUT, HEX.....	1
					5/16-IN.	
21	PAFZZ	5340-01-556-5830	338X5	3113172C1L	COVER, WIPER ASSEMBLY.....	1
22	MFFZZ		338X5	3861924C1X114.2MM	MOLDING, TRIM.....	2
					MAKE FROM CHANNEL, NONMETALLIC, CAGEC 338X5, P/N 2645520R1, LENGTH 114.2-MM	
23	PAFZZ	5340-01-189-8297	338X5	306132C1	STRAP, CABLE LOCK	2
24	PAFZZ	6150-01-556-5587	338X5	3112814C91L	HARNESS, WIPER	1
25	PAFZZ	5340-00-421-5015	53421	T50R-OHS	STRAP, CABLE LOCK	4
26	MFFZZ		338X5	3113168C1LX22IN	HOSE, WASHER SUPPLY	2
					5/32-IN. ID., MAKE FROM HOSE, NONMETALLIC, CAGEC 338X5, P/N 92713800, LENGTH 22-IN.	
27	PAFZZ	2590-01-578-5227	338X5	3539550C1	PAD, MOUNTING.....	2
28	MFFZZ		338X5	3113169C1LX90IN	HOSE, WASHER SUPPLY	1
					5/32-IN. ID., MAKE FROM HOSE, NONMETALLIC, CAGEC 338X5, P/N 92713800, LENGTH 90-IN.	

Windshield Wiper System - (CONTINUED)

(1) ITEM NO.	(2) SMR CODE	(3) NSN	(4) CAGEC	(5) PART NUMBER	(6) DESCRIPTION AND USABLE ON CODE (UOC)	(7) QTY
29	PAFFF	2510-01-556-5827	338X5	3113167C91L	TANK UNIT, WATER DISPENSING, VEHICULAR MOUNTING.....	1
30	PAFZZ		82484	E-104-032	. PUMP, WASHER.....	1
31	PCFZZ		82484	S-5758	. GROMMET, WASHER	1
32	PAFZZ		82484	146-0001-000	. RESERVOIR, WASHER	1
33	PAFZZ		82484	132-0025-000	. COVER, RESERVOIR ASSEMBLY ...	1
34	PAFZZ		338X5	3827743C1	SUPPORT, WASHER BOTTLE.....	1
35	PAFZZ	5306-01-556-4631	0Y3H3	14003	BOLT	8
36	PAFZZ	5310-00-582-5965	338X5	120380	1/4 X 3/4 IN. WASHER, LOCK.....	8
37	PAFZZ	4730-01-556-5907	338X5	3527285C1	1/4-IN. TEE, HOSE, WINDSHIELD WASHER.	2
38	MFFZZ		338X5	442498C1X1219MM	CONDUIT, CONVOLUTED	1
					3/8-IN. ID., MAKE FROM CONDUIT, CONVOLUTED, CAGEC 338X5, PART NUMBER 442498C1, LENGTH 1219-MM. END OF FIGURE	

FIELD MAINTENANCE

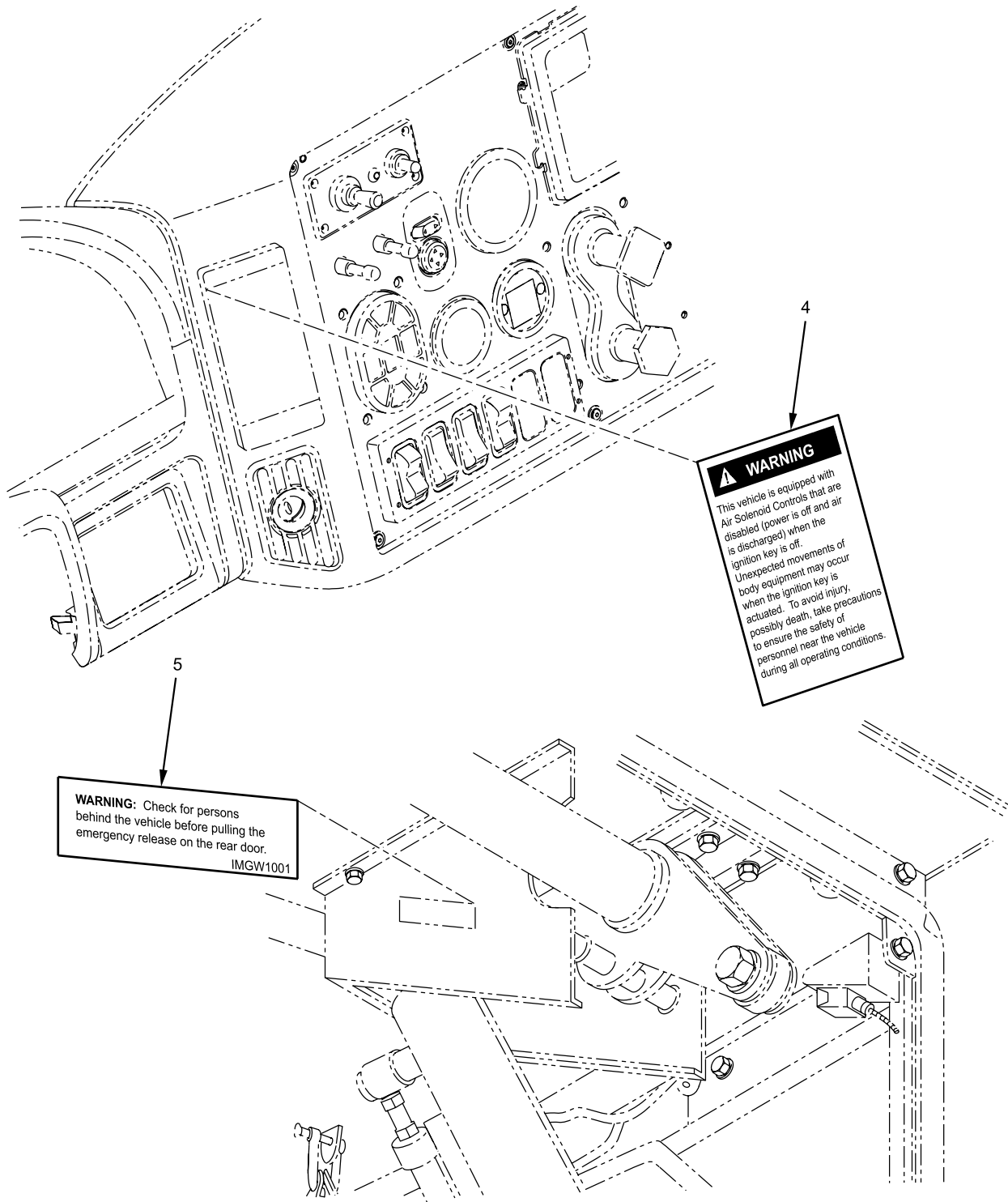
DECALS



B23P2200139

Figure 206. Decals (Sheet 1 of 4).

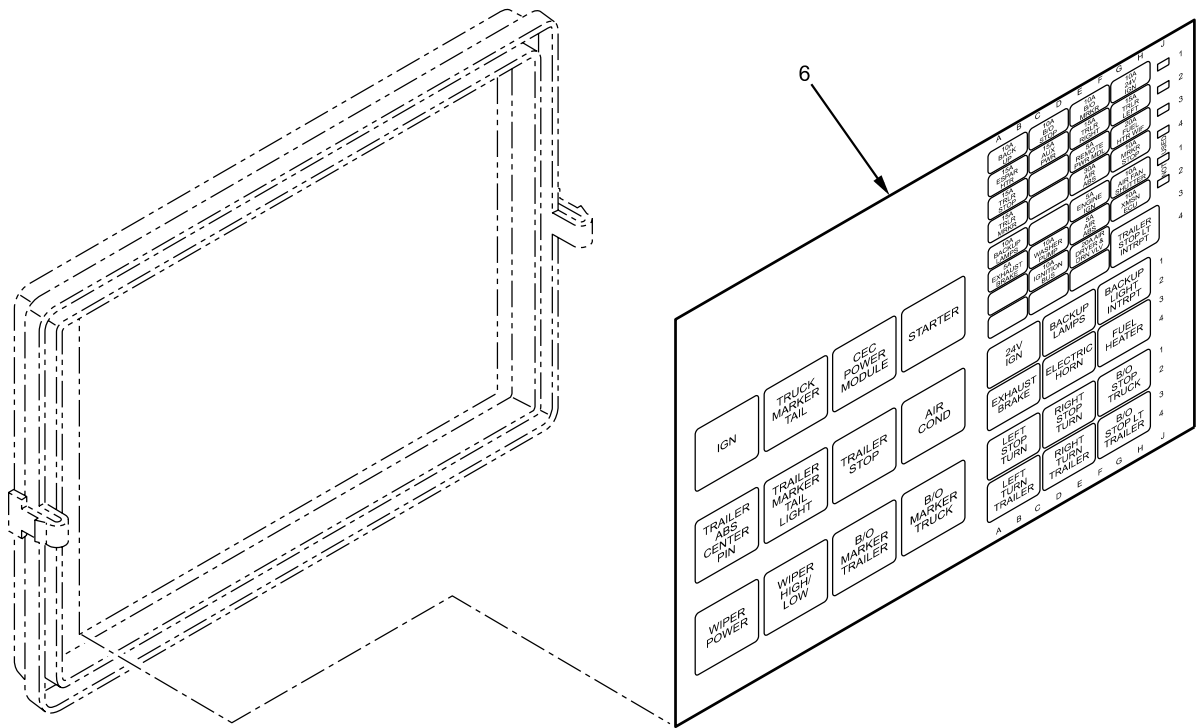
Decals - (CONTINUED)



B23P2200140

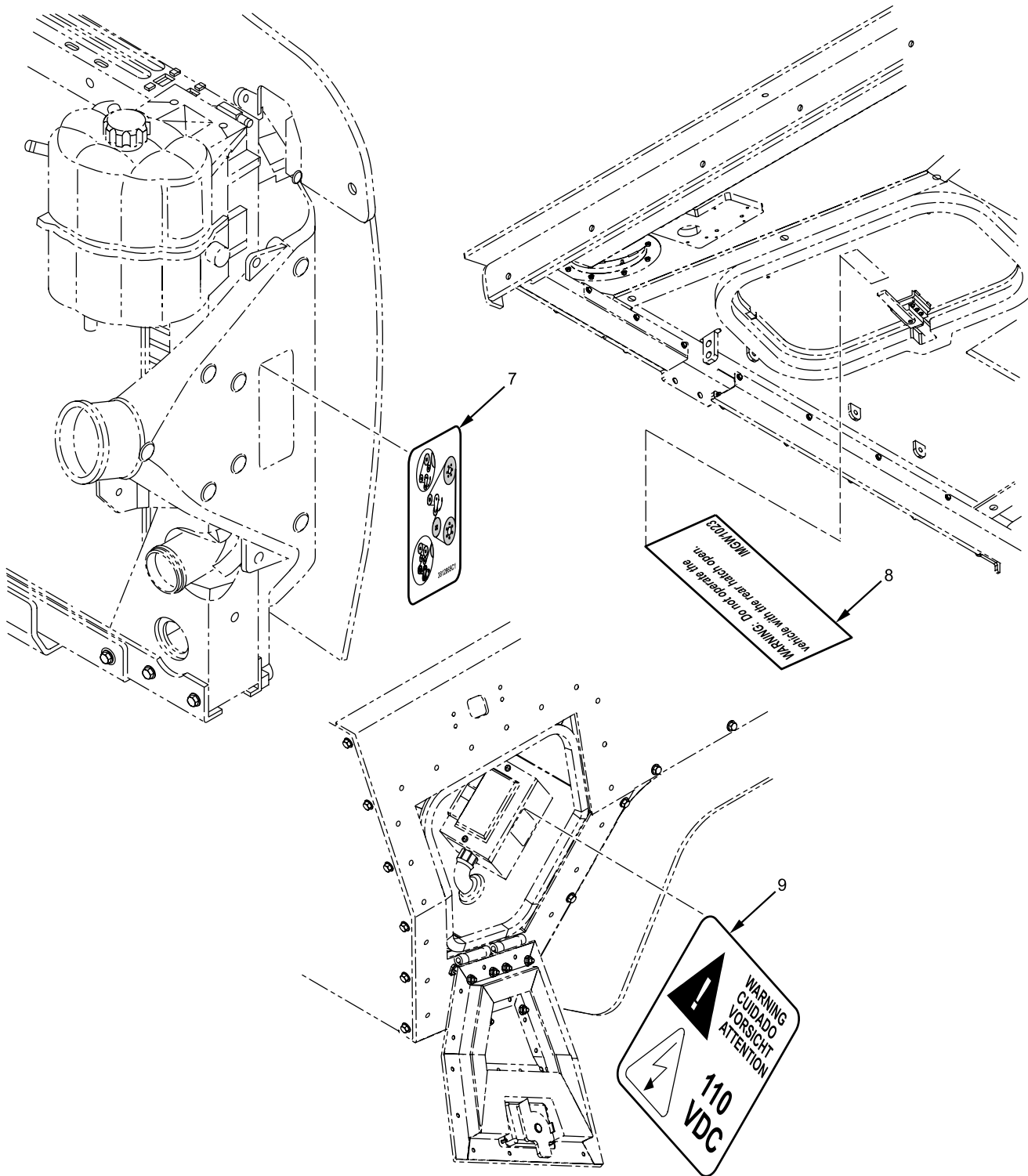
Figure 206. Decals (Sheet 2 of 4).

Decals - (CONTINUED)



Decals - (CONTINUED)

Figure 206. Decals (Sheet 3 of 4).



B23P2200142

Figure 206. Decals (Sheet 4 of 4).

Decals - (CONTINUED)

(1) ITEM NO.	(2) SMR CODE	(3) NSN	(4) CAGEC	(5) PART NUMBER	(6) DESCRIPTION AND USABLE ON CODE (UOC)	(7) QTY
					GROUP 2210 DATA PLATES AND INSTRUCTION HOLDERS	
					FIGURE Decals 206	
1	PAFZZ	7690-01-556-4763	338X5	3819675C3	PRODUCT, GRAPHIC	1
2	PAFZZ	7690-01-556-5819	338X5	3113159C1L	LABEL, GUNNER HATCH	2
3	PAFZZ	7690-01-556-5820	338X5	3113160C1L	LABEL, GUNNER HATCH	2
4	PAFZZ		338X5	3588769C1	DECAL, AIR SOLENOID CONTROLS WARNING.....	1
5	PAFZZ	7690-01-556-5822	338X5	3691360C1L	LABEL, REAR DOOR	1
6	PAFZZ	2590-01-556-6016	89346	3548663C3	DECAL, CIRCUIT BREAKERS	1
7	PAFZZ	7690-01-556-4711	338X5	3812865C1	DECAL, BELT ROUTING	2
8	PAFZZ	7690-01-556-5821	338X5	3691359C1L	LABEL, REAR HATCH.....	1
9	PAFZZ		338X5	1807428C1	DECAL, 110-VOLT	1
					END OF FIGURE	

FIELD MAINTENANCE
REAR DOOR RAMP HYDRAULIC SYSTEM

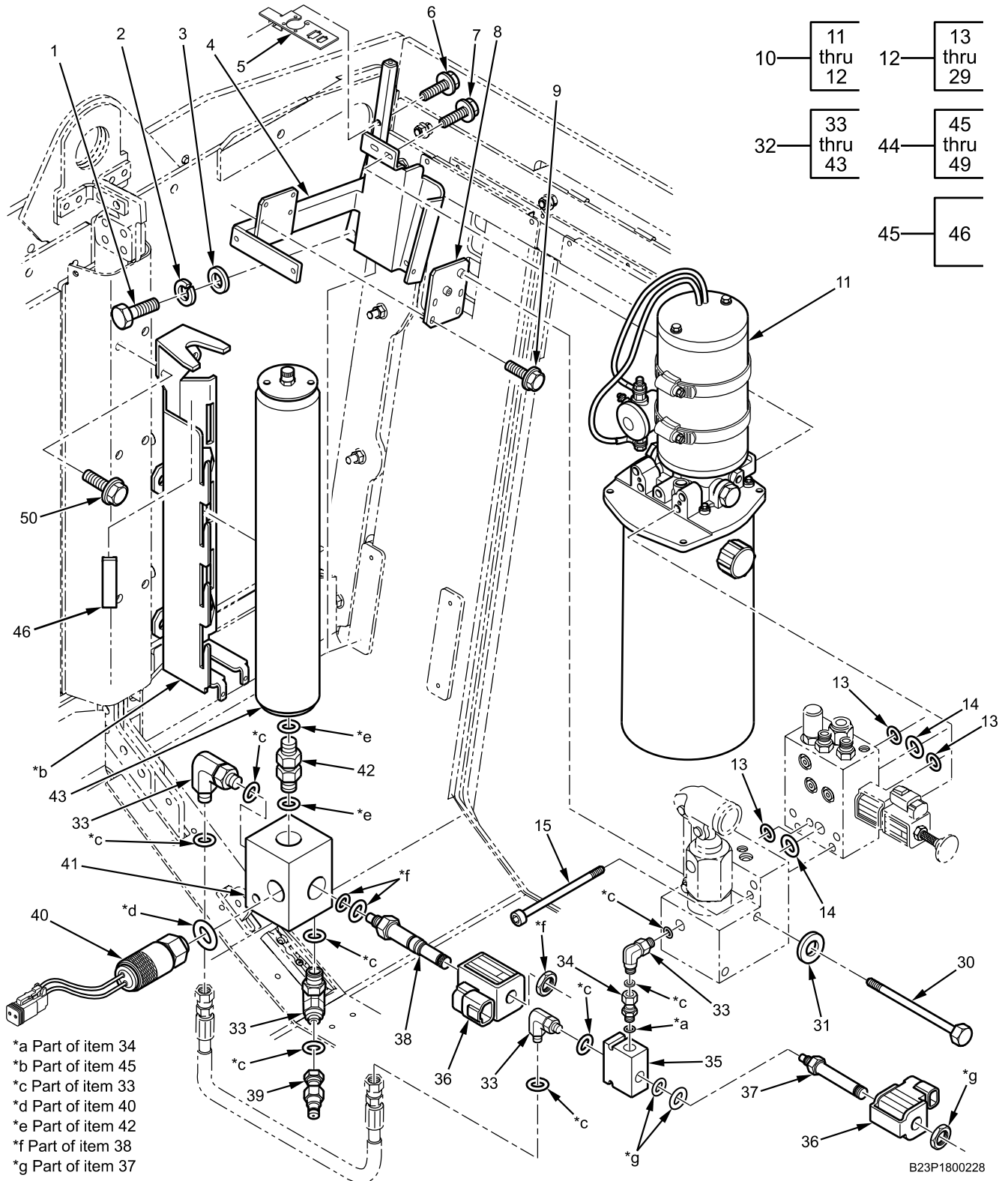


Figure 207. Rear Door Ramp Hydraulic System (Sheet 1 of 4).

Rear Door Ramp Hydraulic System - (CONTINUED)

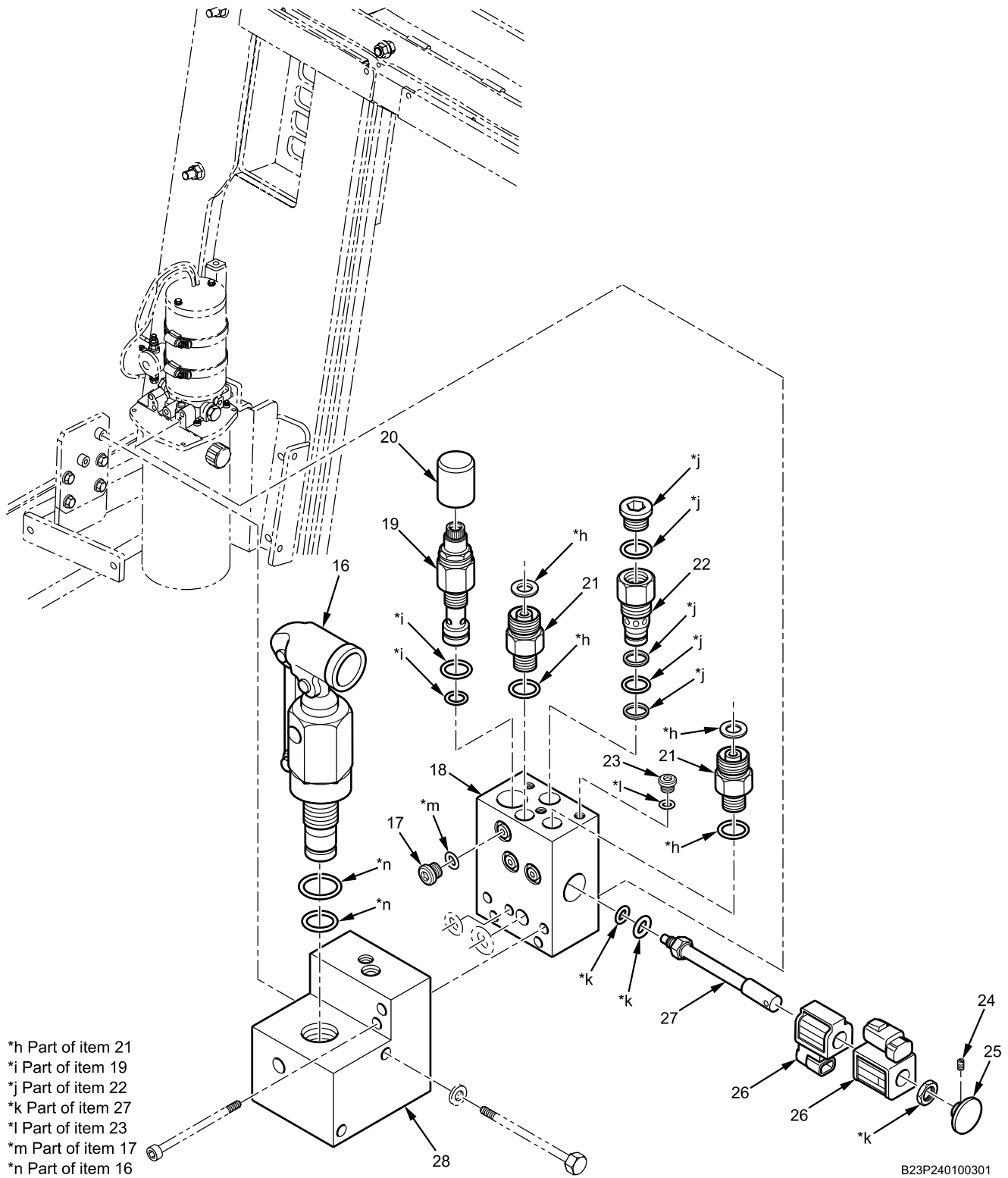
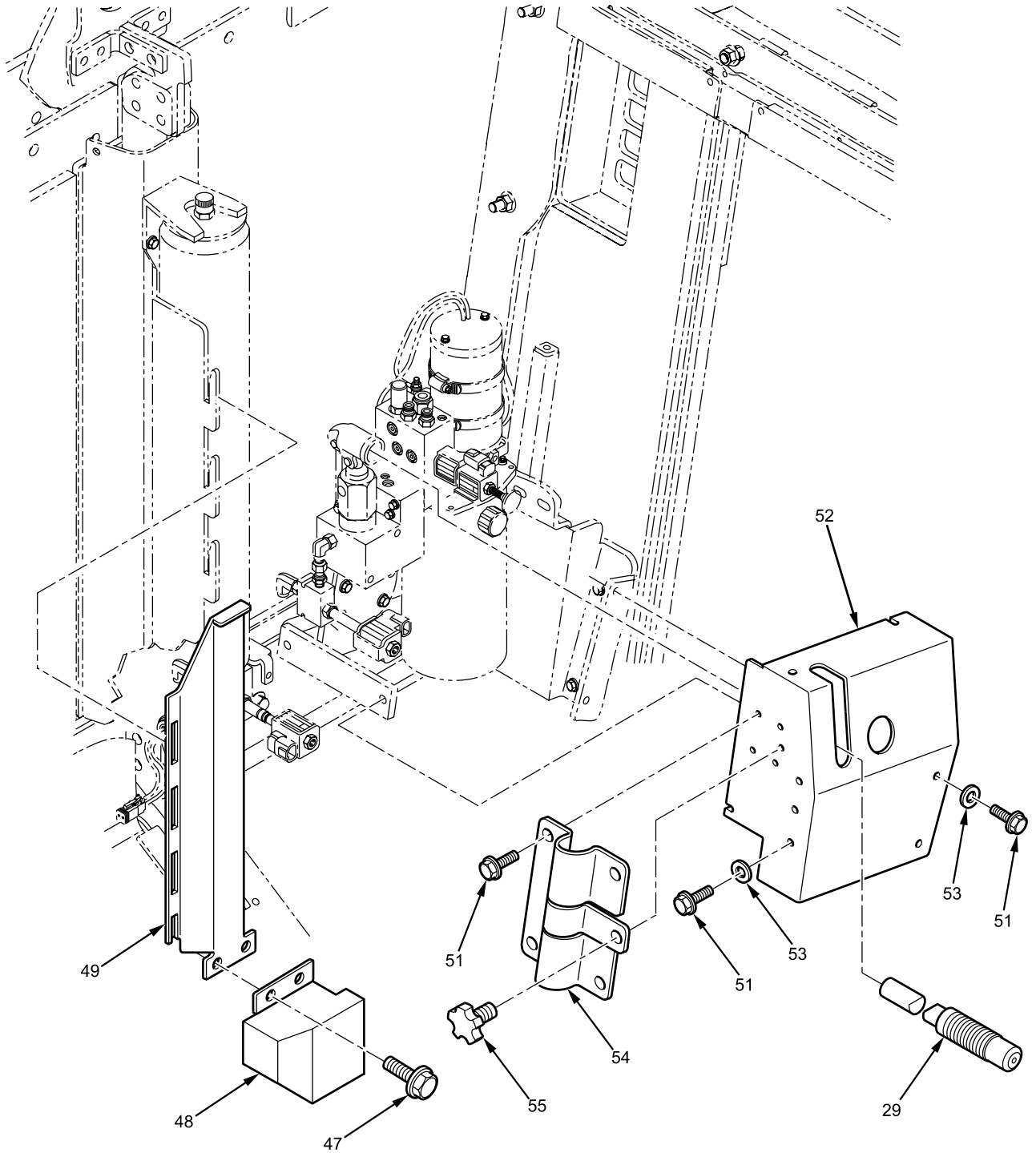


Figure 207. Rear Door Ramp Hydraulic System (Sheet 2 of 4).

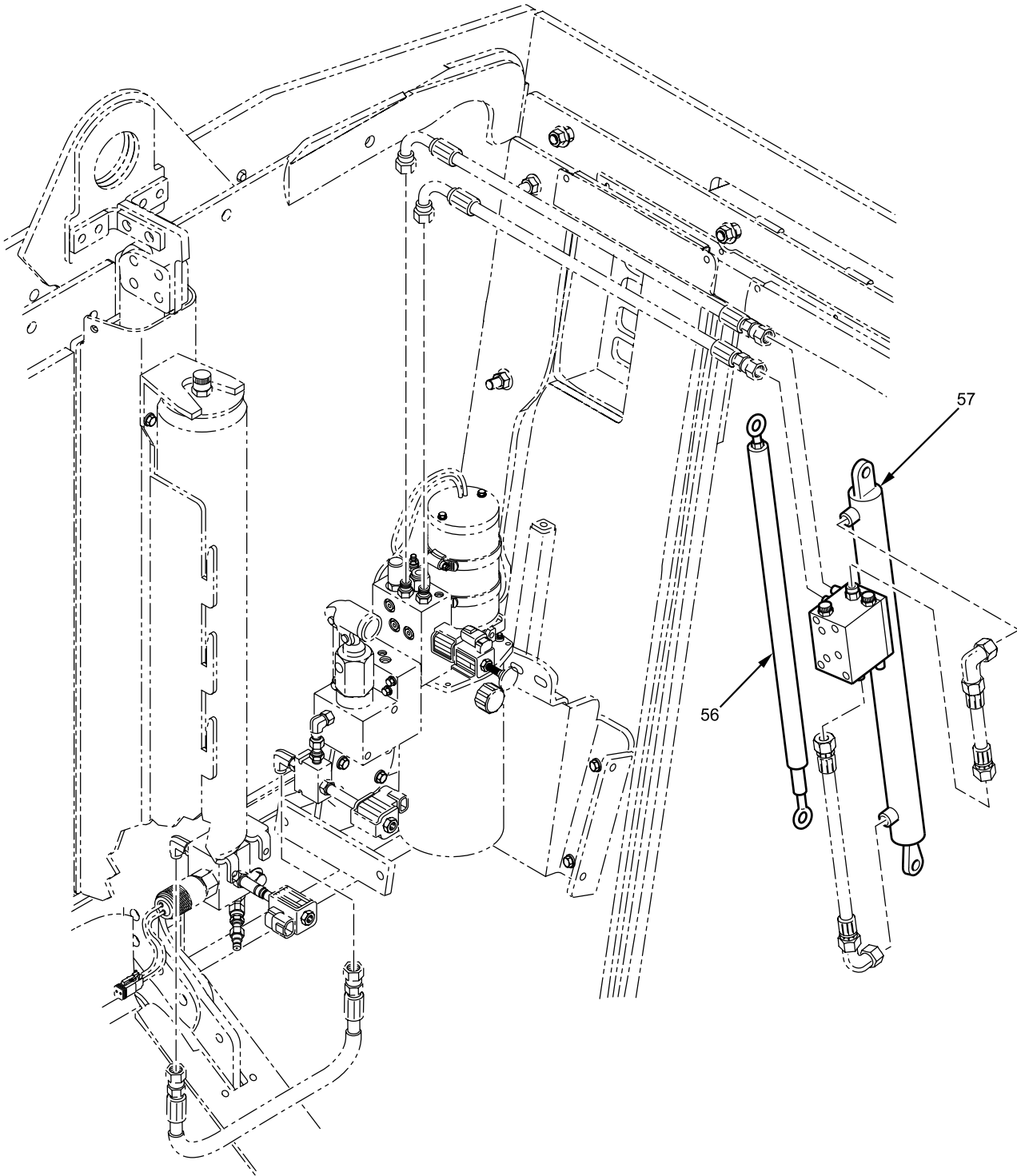
Rear Door Ramp Hydraulic System - (CONTINUED)



B23P1800234

Rear Door Ramp Hydraulic System - (CONTINUED)

Figure 207. Rear Door Ramp Hydraulic System (Sheet 3 of 4).



B23P1800233

Figure 207. Rear Door Ramp Hydraulic System (Sheet 4 of 4).

Rear Door Ramp Hydraulic System - (CONTINUED)

(1) ITEM NO.	(2) SMR CODE	(3) NSN	(4) CAGEC	(5) PART NUMBER	(6) DESCRIPTION AND USABLE ON CODE (UOC)	(7) QTY
					GROUP 2401 HYDRAULIC PUMP FIGURE Rear Door Ramp Hydraulic 207 System	
1	PAFZZ	5306-01-556-6448	338X5	3821008C1L	BOLT, HEX CAP..... 5/16 - 18 X 1 IN.	4
2	PAFZZ	5310-00-407-9566	0Y3H3	33620	WASHER, LOCK..... 5/16-IN.	4
3	PAFZZ	5310-01-544-0160	0Y3H3	33114	WASHER, FLAT.....	4
4	PAFZZ	5340-01-556-5775	535V1	0147070690-00	SUPPORT, HYDRAULIC PUMP AND COVER.....	1
5	PAFZZ	6150-01-566-6020	338X5	3686235C1	SUPPORT, HYDRAULIC HARNESS ...	1
6	PAFZZ		338X5	25232R1	BOLT, HEX..... 5/16 - 18 X 2 IN.	1
7	PAFZZ	5305-01-349-5133	338X5	24839R1	BOLT, HEX..... 3/8 - 16 X 3/4 IN.	2
8	PAFZZ	5340-01-568-3560	338X5	3822397C1	PLATE ASSEMBLY, PUMP MOUNTING.....	1
9	PAFZZ	5306-01-242-1070	338X5	25493R1	BOLT, HEX..... 5/16 - 18 X 1 IN.	4
10	PAFFF	2540-01-567-7429	82271	CA021	HYDRAULIC POWER UNIT.....	1
11	PAFZZ	2590-01-567-8120	338X5	3113848C91L	. . MODULE, HYDRAULIC POWER UNIT.....	1
12	PAFZZ	2540-01-567-7411	95745	IC-4548	. . MANIFOLD, POWER UNIT.....	1
13	PCFZZ	5331-01-567-7913	338X5	3113798C1	. . O-RING.....	3
14	PCFZZ	5330-00-977-3916	09990	2013N-7	. . O-RING.....	2
15	PAFZZ	5305-01-567-8138	338X5	3113801C1	. . BOLT..... 5/16 - 24 X 4 IN.	4
16	PAFZZ	4930-01-567-7922	95745	MK2331	. . HAND PUMP.....	1
17	PAFZZ	2920-01-567-8131	338X5	3113797C1	. . PLUG, NWD-4.....	6
18	XAFZZ		95745	126439	. . BODY, POWER UNIT INTERFACE....	1
19	PAFZZ	2815-01-567-8135	95745	RDH081S30	. . VALVE, RELIEF.....	1
20	PAFZZ		82271	124376	. . CAP, TAMPER PROOF.....	1
21	PAFZZ	4730-01-479-0881	03038	4 F5OLO-S	. . ADAPTER, STRAIGHT.....	2
22	PAFZZ	2940-01-567-8133	95745	FL101030	. . ELEMENT, FILTER.....	1
23	PAFZZ	5340-01-567-7743	338X5	3113839C1	. . PLUG, NWD-2.....	9
24	PAFZZ	2540-01-567-8145	338X5	3113796C1	. . BOLT, HEX SOCKET..... 6 - 32 X 1/8 IN.	2
25	PAFZZ	5355-01-567-7911	95745	903209	. . KNOB.....	1
26	PAFZZ	2590-01-567-7909	95745	CCP024H	. . COIL, 19W 24VDC.....	2
27	PAFZZ	4810-01-567-7468	95745	GS025320N	. . VALVE, SOLENOID.....	1
28	XAFZZ		95745	126440	. . BODY, HAND PUMP.....	1
29	PAFZZ		338X5	718158	. . HANDLE, HAND PUMP.....	1
30	PAFZZ	5306-01-568-3567	338X5	40362R1	BOLT, HEX..... 1/4 - 20 X 5 IN.	2
31	PAFZZ	5310-01-578-6093	338X5	120386	WASHER, FLAT..... 1/4-IN.	2

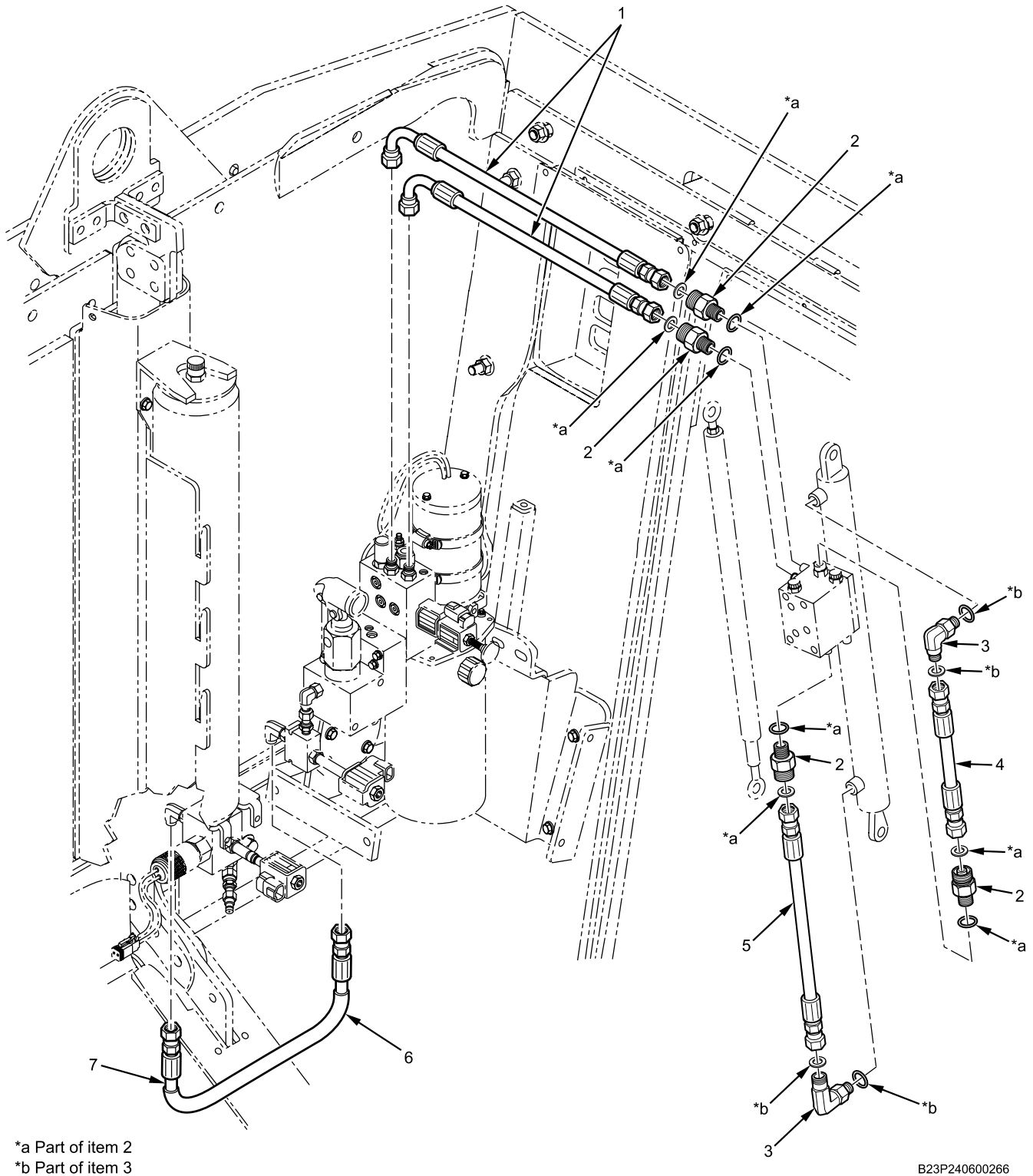
Rear Door Ramp Hydraulic System - (CONTINUED)

(1) ITEM NO.	(2) SMR CODE	(3) NSN	(4) CAGEC	(5) PART NUMBER	(6) DESCRIPTION AND USABLE ON CODE (UOC)	(7) QTY
32	PAFFF	2510-01-567-7588	338X5	3827566C92L	ACCUMULATOR, HYDRAULIC	1
33	PAFZZ	4730-01-280-8351	81346	4 520220CA	. ELBOW, TUBE TO BOSS	4
34	PAFZZ	4730-01-567-7491	338X5	3113935C1	. FITTING, SWIVEL.....	1
35	PAFZZ	4810-01-567-7485	338X5	3113934C1	. BODY, VALVE	1
36	PAFZZ	2590-01-567-7909	95745	CCP024H	. COIL, 19 WATT	2
37	PAFZZ	4810-01-567-7480	338X5	3113933C1	. VALVE, SOLENOID.....	1
38	PAFZZ	4810-01-567-8126	338X5	3113849C1	. VALVE, SOLENOID.....	1
39	PAFZZ	4730-01-567-7540	338X5	3113936C1	. NIPPLE, HOSE PRESSURE	1
40	PAFZZ	2590-01-567-8108	338X5	3113847C1	. SWITCH, PRESSURE	1
41	XAFZZ		338X5	126611	. BODY, BOOST MANIFOLD	1
42	PAFZZ	4730-01-567-7471	338X5	3113857C1	. ADAPTER, UNION, 12-12	1
43	PAFZZ	2930-01-567-7466	338X5	3113850C1	. ACCUMULATOR, PISTON	1
44	PAFFF	5340-01-566-6138	338X5	3827519C91L	SUPPORT ASSEMBLY, HYDRAULIC ACCUMULATOR	1
45	PAFZZ	2590-01-566-6017	338X5	3686202C1L	. SUPPORT, ACCUMULATOR.....	1
46	PCFZZ	5330-01-478-7164	39428	8694K68	. . RUBBER STRIP.....	4
47	PAFZZ	5305-01-579-6526	39428	92316A538	. SCREW, HEX FLANGE	2
48	PAFZZ	2590-01-566-6019	338X5	3686204C1L	1/4 - 20 X 5/8 IN. . COVER, HYDRAULIC ACCUMULATOR, LOWER	1
49	PAFZZ	2590-01-566-6018	338X5	3686203C1L	. COVER, HYDRAULIC ACCUMULATOR, UPPER.....	1
50	PAFZZ	5306-01-565-3467	338X5	3821082C1	BOLT, HEX FLANGE.....	6
51	PAFZZ	5306-01-281-1762	89346	25752R1	5/16 - 18 X 5/8 IN. BOLT, HEX	9
52	PAFZZ	5340-01-568-3554	338X5	3822396C5	1/4 - 20 X 1/2 IN. COVER ASSEMBLY, LIFTGATE HYDRAULIC PUMP ACCESS.....	1
53	PAFZZ	5310-01-283-7623	338X5	25708R1	WASHER, FLAT	5
54	PAFZZ	5340-01-568-6023	338X5	3822398C1	5/16-IN. SUPPORT, MANUAL PUMP HANDLE	1
55	PAFZZ		01599	KHY-210	KNOB, HANDLE SUPPORT	1
56	PAFZZ	2540-01-556-6674	535V1	5340000443-00	CYLINDER ASSEMBLY, REACTION...	1
57	PAFZZ	3040-01-566-4370	3Y690	IC-4711	HYDRAULIC CYLINDER	1
					END OF FIGURE	

FIELD MAINTENANCE

HYDRAULIC HOSES

Hydraulic Hoses - (CONTINUED)



*a Part of item 2
*b Part of item 3

B23P240600266

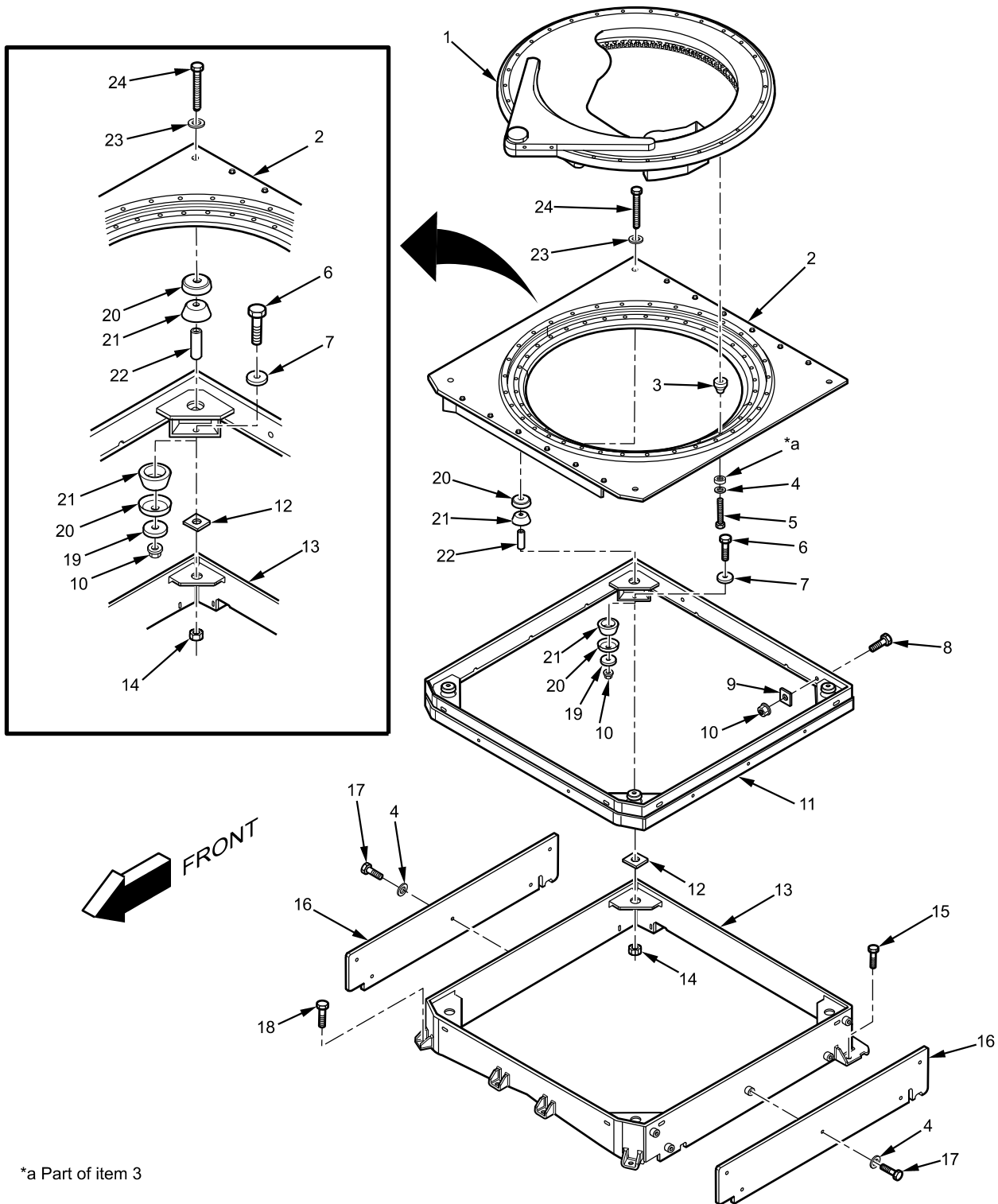
Figure 208. Hydraulic Hoses.

Hydraulic Hoses - (CONTINUED)

(1) ITEM NO.	(2) SMR CODE	(3) NSN	(4) CAGEC	(5) PART NUMBER	(6) DESCRIPTION AND USABLE ON CODE (UOC)	(7) QTY
					GROUP 2406 HYDRAULIC LINES AND FITTINGS FIGURE Hydraulic Hoses. 208	
1	PAFZZ	4720-01-567-8100	338X5	3113846C91	HOSE ASSEMBLY 54-IN.	2
2	PAFZZ	4730-01-479-0881	03038	4 F5OLO-S	ADAPTER, STRAIGHT	4
3	PAFZZ	4730-01-280-8351	81346	4 520220CA	ELBOW, TUBE TO BOSS	2
4	PAFZZ		338X5		HOSE ASSEMBLY, HYDRAULIC CYLINDER..... 6-IN.	1
5	PAFZZ		338X5		HOSE ASSEMBLY, HYDRAULIC CYLINDER..... 20-IN.	1
6	MFFZZ		338X5	3113865C1X16.5IN	SLEEVE, HOSE MAKE FROM SLEEVE, HOSE, CAGEC 338X5, PART NUMBER 3113865C1, LENGTH 16.5-IN.	1
7	PAFZZ	4720-01-567-7372	338X5	3113232C91L	HOSE ASSEMBLY 19.75-IN. END OF FIGURE	1

FIELD MAINTENANCE
TURRET EFFECTS (RISER)

Turret Effects (Riser) - (CONTINUED)



*a Part of item 3

B23P1800070

Figure 209. Turret Effects (Riser).

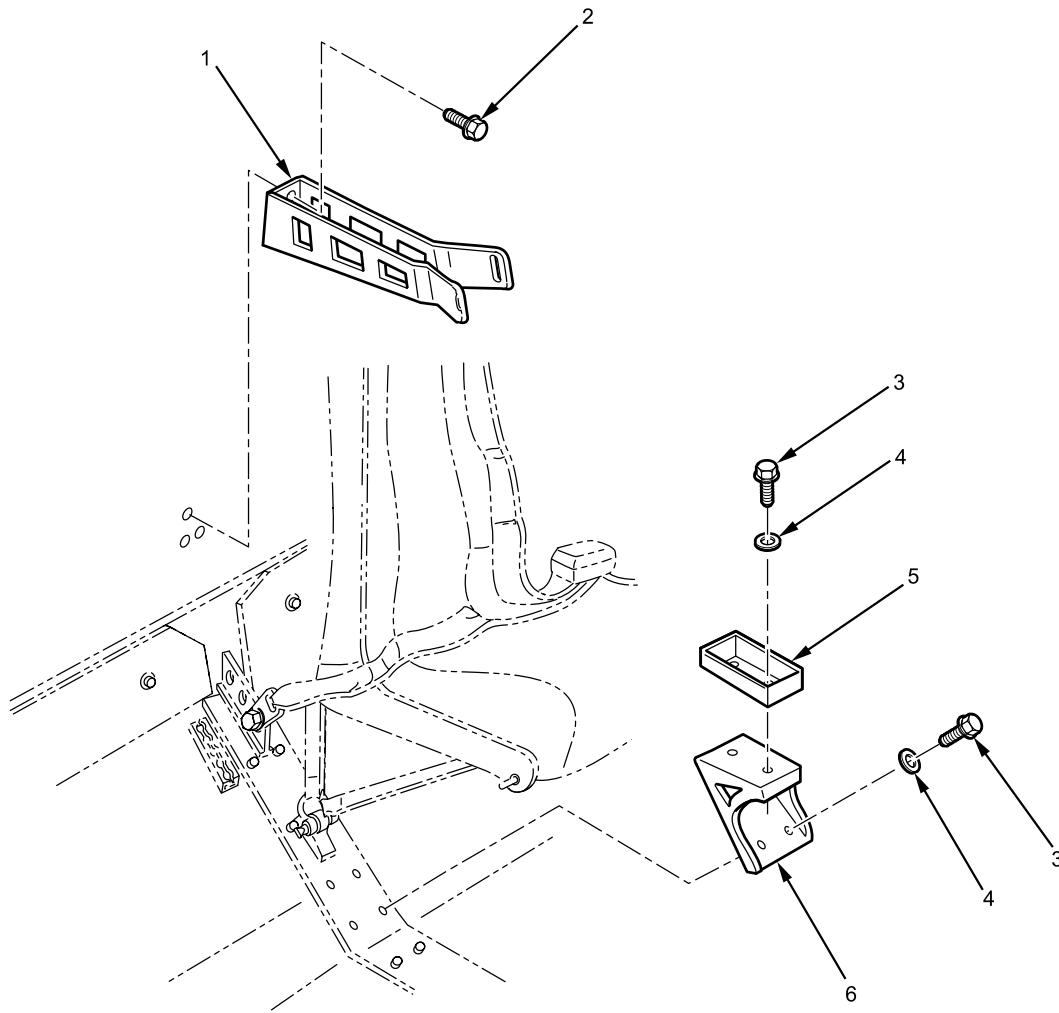
Turret Effects (Riser) - (CONTINUED)

(1) ITEM NO.	(2) SMR CODE	(3) NSN	(4) CAGEC	(5) PART NUMBER	(6) DESCRIPTION AND USABLE ON CODE (UOC)	(7) QTY
					GROUP 3401 PRIMARY ARMAMENT FIGURE Turret Effects (Riser). 209	
1	PAFFF	2510-01-556-5836	6W728	6431782-08M1	KIT, TURRET	1
2	PAFZZ	2510-01-556-5837	3HC66	320675003-001	MOUNTING PLATE.....	1
3	PCFZZ	5365-01-474-6596	6W728	4668958-003	BUSHING, ISOLATOR.....	36
4	PAFZZ	5310-01-584-3539	338X5	25724R1	WASHER, HARDENED	46
					3/8-IN.	
5	PAFZZ	5306-01-424-3284	6W728	4397011-070	SCREW, CAP, HEXAGON	36
6	PAFZZ	5306-01-556-6403	0Y3H3	19810	BOLT, FLANGE	4
					1/2 - 13 X 1-3/4 IN.	
7	PAFZZ	5310-01-556-4666	0Y3H3	33227	WASHER, FLAT	4
8	PAFZZ	5306-01-556-6624	338X5	3820980C2	BOLT, FLANGE	10
					3/8 - 16 X 1-1/2 IN.	
9	PAFZZ		338X5	3848361C1	PLATE MOUNTING.....	10
10	PAFZZ	5310-01-086-6782	0Y3H3	37342	NUT, PLAIN, EXTENDED	14
					3/8-IN.	
11	PAFZZ	2590-01-568-6435	338X5	3113578C91L	GUN TURRET PLATFORM	1
12	PAFZZ		338X5	3113579C1	PLATE, SUPPORT MOUNTING	4
13	PAFZZ	5340-01-568-6201	535V1	1148010807-00	SUPPORT, TURRET	1
14	PAFZZ	5310-01-555-4990	535V1	5330000044-00	NUT, PLAIN, HEXAGON.....	4
					1/2-IN.	
15	PAFZZ	5306-01-556-6401	0Y3H3	19957	BOLT, FLANGE	4
					1/2 - 13 X 1-1/2 IN.	
16	PAFZZ	2590-01-556-5751	338X5	3113079C1L	GUNNER PROTECTION	2
17	PAFZZ	5306-01-555-4985	0Y3H3	19932	BOLT, MACHINE	10
					3/8 - 16 X 1-1/4 IN.	
18	PAFZZ	5306-01-556-6476	0Y3H3	19805	BOLT, FLANGE	4
19	PAFZZ	5310-01-571-1742	338X5	3693546C1	WASHER.....	4
20	PAFZZ		338X5	3846123C1	PLATE, ISOLATOR	8
21	PCFZZ	2540-01-568-6073	3HC66	12450076	MOUNT, RUBBER	8
22	PAFZZ	5365-01-457-6700	19207	12338186-87	SPACER, OGPK MOUNTING.....	4
23	PAFZZ	5310-01-065-2596	0Y3H3	33115	WASHER, FLAT	4
24	PAFZZ		338X5	421941001	BOLT	4
					END OF FIGURE	

FIELD MAINTENANCE

RIFLE RACKS

Rifle Racks - (CONTINUED)



B23P340200296

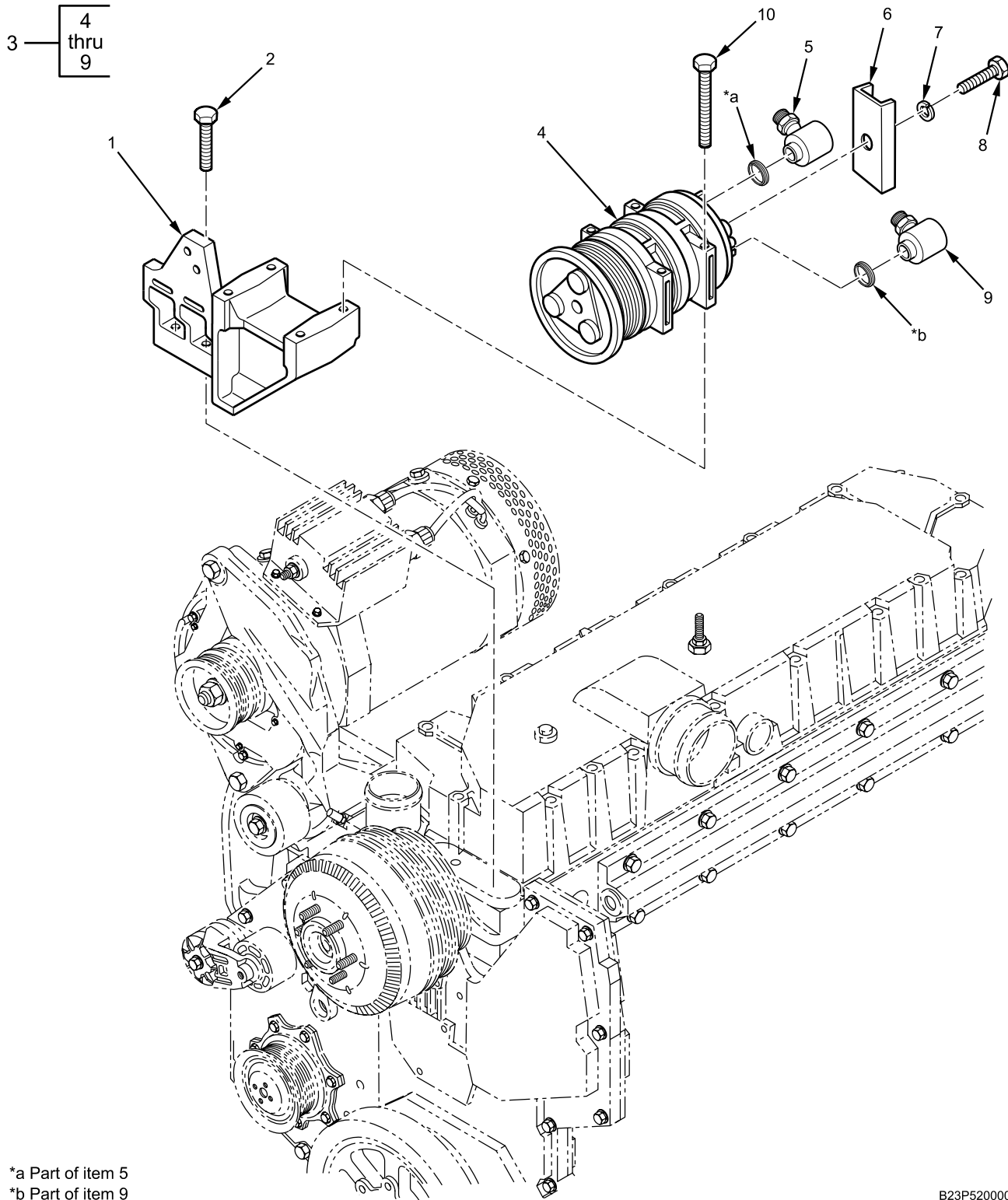
Figure 210. Rifle Racks.

Rifle Racks - (CONTINUED)

(1) ITEM NO.	(2) SMR CODE	(3) NSN	(4) CAGEC	(5) PART NUMBER	(6) DESCRIPTION AND USABLE ON CODE (UOC)	(7) QTY
					GROUP 3402 SMALL ARMS FIGURE Rifle Racks. 210	
1	PAFZZ		535V1	0147030456-00	BASE, GUN.....	2
					LONG	
1	PAFZZ		535V1	0147030455-00	BASE, GUN.....	4
					SHORT	
2	PAFZZ	5305-01-556-6634	535V1	5310000633-00	SCREW.....	18
3	PAFZZ	5306-01-556-6446	338X5	3821170C1	SCREW.....	36
					1/4 X 1 IN.	
4	PAFZZ	5310-01-361-8386	338X5	25707R1	WASHER, FLAT.....	36
5	PAFZZ		535V1	0147550511-00	BASE, WEAPON.....	6
6	PAFZZ		535V1	0147550512-00	BASE, WEAPON, POCKET.....	6
					END OF FIGURE	

FIELD MAINTENANCE
AIR CONDITIONING COMPRESSOR MOUNTING

Air Conditioning Compressor Mounting - (CONTINUED)



*a Part of item 5
 *b Part of item 9

B23P520005

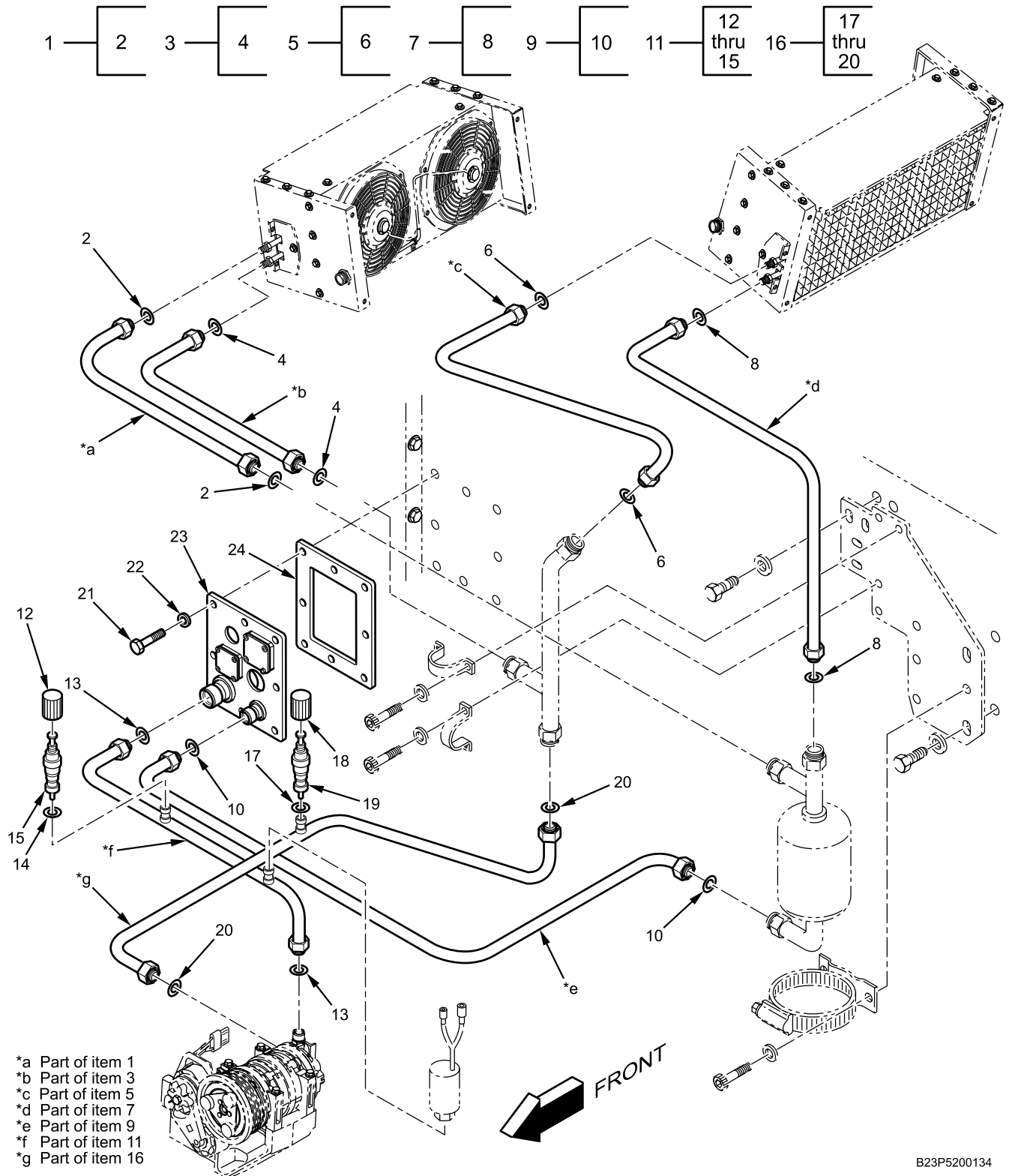
Figure 211. Air Conditioning Compressor Mounting.

Air Conditioning Compressor Mounting - (CONTINUED)

(1) ITEM NO.	(2) SMR CODE	(3) NSN	(4) CAGEC	(5) PART NUMBER	(6) DESCRIPTION AND USABLE ON CODE (UOC)	(7) QTY
					GROUP 5200 GAS COMPRESSOR ASSEMBLY	
					FIGURE 211 Air Conditioning Compressor Mounting.	
1	PAFZZ	2590-01-556-5182	338X5	1880246C1	BRACKET, VEHICULAR	1
2	PAFZZ	5306-01-512-1660	338X5	31070R1	BOLT, FLANGE HEAD	2
					M12 X 80 MM	
3	PAFZZ	4120-01-555-5459	2V915	512245	COMPRESSOR, ASSEMBLY	1
4	PAFZZ	2840-00-915-9562	2V915	512243	. COMPRESSOR	1
5	PAFZZ	4730-01-564-7772	2V915	313455	. FITTING, PAD, #10	1
6	PAFZZ	5340-01-566-0970	338X5	2589316C1	. PLATE, FITTING PAD	1
7	PAFZZ	5310-01-564-8353	2V915	617022	. WASHER, LOCK.....	1
					M10	
8	PAFZZ	5306-01-564-8358	2V915	616040	. BOLT, HEX	1
					M10	
9	PAFZZ	4730-01-564-7774	2V915	313456	. FITTING, PAD, #12	1
10	PAFZZ	5306-01-556-4915	89346	1817962C1	BOLT, FLANGE HEAD	4
					M8 - 1.25 X 100 MM	
					END OF FIGURE	

FIELD MAINTENANCE

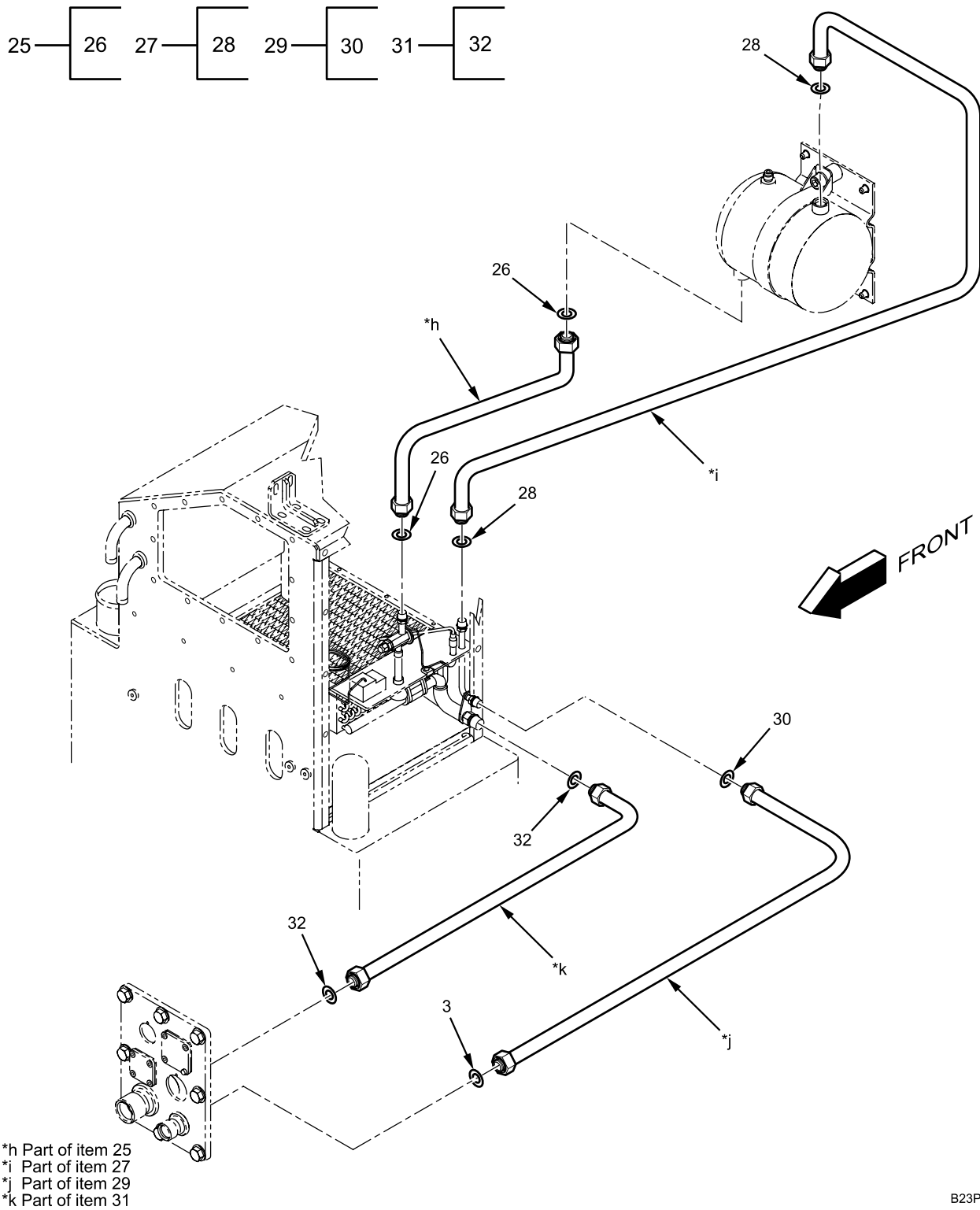
HEATING VENTILATING AND AIR CONDITIONING (HVAC) LINES AND HOSES



B23P5200134

Figure 212. HVAC Lines and Hoses (Sheet 1 of 2).

Heating Ventilating and Air Conditioning (HVAC) Lines and Hoses - (CONTINUED)



B23P5200193

Figure 212. HVAC Lines and Hoses (Sheet 2 of 2).

Heating Ventilating and Air Conditioning (HVAC) Lines and Hoses - (CONTINUED)

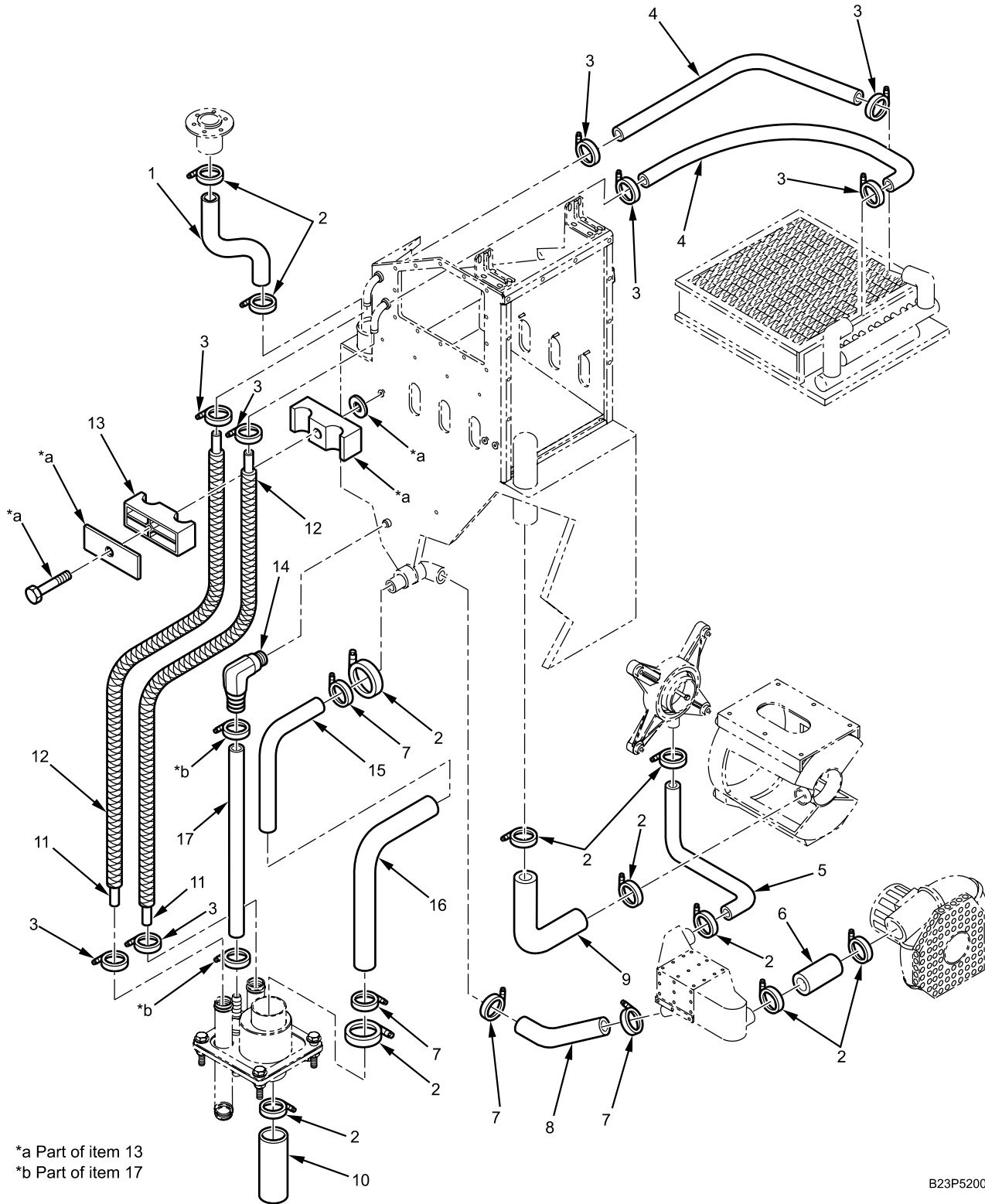
(1) ITEM NO.	(2) SMR CODE	(3) NSN	(4) CAGEC	(5) PART NUMBER	(6) DESCRIPTION AND USABLE ON CODE (UOC)	(7) QTY
					GROUP 5217 REFRIGERANT PIPING FIGURE HVAC Lines and Hoses 212	
1	PAFFF	4720-01-562-4486	62319	107570995C	HOSE, CONDENSER EXIT	1
					RIGHT	
2	PCFZZ	5331-01-589-3491	338X5	ZGG19036	. O-RING	2
					7.37 MM ID. X 1.81 MM THICK	
3	PAFFF	4720-01-562-4483	62319	107570994C	HOSE, CONDENSER INLET	1
					RIGHT	
4	PCFZZ	5331-01-575-9942	338X5	ZGG19037	. O-RING	2
					10.15 MM ID. X 1.85 MM THICK	
5	PAFFF	4720-01-562-4479	62319	107570993C	HOSE, CONDENSER INLET	1
					LEFT	
6	PCFZZ	5331-01-575-9942	338X5	ZGG19037	. O-RING	2
					10.15 MM ID. X 1.85 MM THICK	
7	PAFFF	4720-01-562-4476	62319	107570992C	HOSE, CONDENSER EXIT	1
					LEFT	
8	PCFZZ	5331-01-589-3491	338X5	ZGG19036	. O-RING	2
					7.37 MM ID. X 1.81 MM THICK	
9	PAFFF	4720-01-562-4473	62319	107570990C	HOSE, FILTER OUTLET	1
10	PCFZZ	5331-01-575-9942	338X5	ZGG19037	. O-RING	2
					10.15 MM ID. X 1.85 MM THICK	
11	PAFFF	4720-01-562-4475	62319	107570991C	HOSE, COMPRESSOR SUCTION	1
12	PAFZZ		338X5	3570521C1	. CAP, CHARGE PORT	1
					LOW SIDE	
13	PCFZZ	5331-01-575-9944	338X5	ZGG19039	. O-RING	2
					15.67 MM ID. X 1.93 MM THICK	
14	PCFZZ	5331-01-589-3491	338X5	ZGG19036	. O-RING	2
					7.37 MM ID. X 1.81 MM THICK	
15	PAFZZ		338X5	1694957C1	. FITTING, LOW SIDE CHARGE PORT	1
16	PCFFF	4720-01-556-6310	62319	107570996C	HOSE, COMPRESSOR DISCHARGE.	1
17	PCFZZ	5331-01-589-3491	338X5	ZGG19036	. O-RING	2
					7.37 MM ID. X 1.81 MM THICK	
18	PAFZZ		338X5	3625408C1	. CAP, CHARGE PORT	1
					HIGH SIDE	
19	PAFZZ	4820-01-589-3483	338X5	3544706C1	. CORE, VALVE	1
					HIGH SIDE	
20	PCFZZ	5330-01-575-9943	338X5	ZGG19038	. O-RING	2
					12.93 MM ID. X 1.86 MM THICK	
21	PAFZZ	5306-01-242-1078	338X5	25483R1	BOLT	8
					1/4 - 20 X 1 IN.	
22	PAFZZ	5310-01-274-5632	338X5	25532R1	WASHER, FLAT	8

Heating Ventilating and Air Conditioning (HVAC) Lines and Hoses - (CONTINUED)

(1) ITEM NO.	(2) SMR CODE	(3) NSN	(4) CAGEC	(5) PART NUMBER	(6) DESCRIPTION AND USABLE ON CODE (UOC)	(7) QTY
23	PAFZZ	5795-01-563-3267	62319	107570045C	PLATE, PENETRATION	1
24	PAFZZ	5340-01-568-7326	62319	107570058C	PAD	1
25	PAFFF	4720-01-564-7442	62319	107577320C	HOSE, ACCUMULATOR TO EVAPORATOR	1
26	PCFZZ	5331-01-575-9942	338X5	ZGG19037	. O-RING	2
27	PAFFF		62319	107577326C	10.15 MM ID. X 1.85 MM THICK HOSE, EVAPORATOR TO ACCUMULATOR	1
28	PCFZZ	5331-01-575-9942	338X5	ZGG19037	. O-RING	2
29	PAFFF	4720-01-562-6179	62319	107578988C	10.15 MM ID. X 1.85 MM THICK HOSE, EVAPORATOR INLET	1
30	PCFZZ	5331-01-575-9942	338X5	ZGG19037	. O-RING	2
31	PAFFF	4720-01-562-4472	62319	107578989C	10.15 MM ID. X 1.85 MM THICK HOSE, EVAPORATOR OUTLET	1
32	PCFZZ	5331-01-575-9944	338X5	ZGG19039	. O-RING	2
					15.67 MM ID. X 1.93 MM THICK END OF FIGURE	

FIELD MAINTENANCE
LIFE SUPPORT SYSTEM (LSS) INTERIOR HOSES

Life Support System (LSS) Interior Hoses - (CONTINUED)



B23P5200131

Figure 213. LSS Interior Hoses.

Life Support System (LSS) Interior Hoses - (CONTINUED)

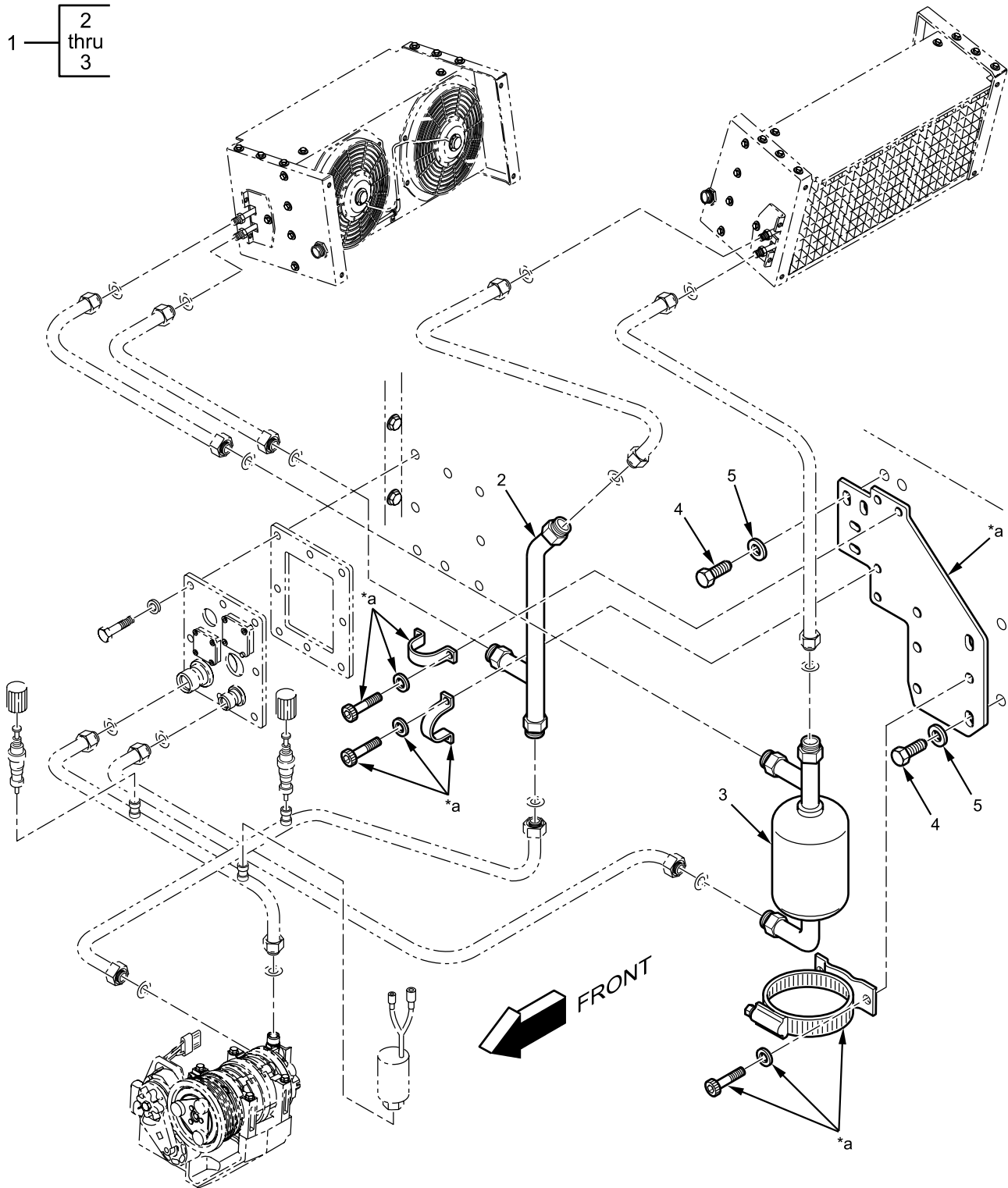
(1) ITEM NO.	(2) SMR CODE	(3) NSN	(4) CAGEC	(5) PART NUMBER	(6) DESCRIPTION AND USABLE ON CODE (UOC)	(7) QTY
					GROUP 5217 REFRIGERANT PIPING FIGURE LSS Interior Hoses. 213	
1	PCFZZ	4730-01-562-3463	62319	107578026C	TUBE, INLET AIR PART OF KIT P/N 107578960C, LENGTH 800-MM	1
2	PAFZZ	4730-01-568-5926	62319	DIN 3017 13XDIA50- 70 A2	CLAMP, HOSE 50 - 70 MM	11
3	PAFZZ	5342-01-083-4460	338X5	98959R1	CLAMP, HOSE 14 - 27 MM	8
4	MFFZZ		338X5	L2643486X	HOSE, HEATER, 3/4-IN. ID. MAKE FROM HOSE, HEATER, CAGEC 338X5, PART NUMBER L2643486	2
5	PCFZZ	4720-01-563-3177	62319	107577223C	TUBE, FILTER INLET LENGTH 650-MM	1
6	PCFZZ	4720-01-562-3456	0FW39	14943718C	TUBE, BLOWER LENGTH 55-MM	1
7	PAFZZ	4730-01-568-5925	62319	DIN 3017 9XDIA32- 50 A2	CLAMP, HOSE 32 - 50 MM	4
8	PCFZZ	4720-01-563-3201	62319	107577221C	HOSE, ELBOW 101-DEGREE	1
9	PCFZZ	4730-01-556-6098	338X5	3558668C2	HOSE, ELBOW 90-DEGREE	1
10	PCFZZ	4720-01-568-3223	62319	107570066C	TUBE, EXTERNAL DUST PART OF KIT P/N 107578960C, LENGTH 400-MM	1
11	MFFZZ		338X5	L2643486X1600MM	HOSE, HEATER, 3/4-IN. ID. MAKE FROM HOSE, HEATER, CAGEC 338X5, PART NUMBER L2643486, LENGTH 1600-MM	2
12	MFFZZ		81851	15210029168X1520MM	INSULATOR, HOSE MAKE FROM INSULATOR, HOSE, CAGEC 81851, PART NUMBER 15210029168, LENGTH 1520-MM	2
13	PAFZZ	4730-01-563-3190	62319	107578015C	CLAMP, DOUBLE HOSE PART OF KIT P/N 107578960C, LENGTH 760-MM	1
14	PAFZZ	4720-01-562-4432	62319	107577834C	BARB, HOSE, 90-DEGREE PART OF KIT P/N 107578960C, LENGTH 855-MM	2
15	PCFZZ	4720-01-563-3221	62319	107578023C	TUBE, DUST PART OF KIT P/N 107578960C, LENGTH 760-MM	1
16	PCFZZ	4720-01-563-3203	62319	107578024C	TUBE, SEPARATOR PART OF KIT P/N 107578960C, LENGTH 855-MM	1

Life Support System (LSS) Interior Hoses - (CONTINUED)

(1) ITEM NO.	(2) SMR CODE	(3) NSN	(4) CAGEC	(5) PART NUMBER	(6) DESCRIPTION AND USABLE ON CODE (UOC)	(7) QTY
17	PCFZZ	4720-01-562-4491	62319	107578985C	HOSE, WATER DRAINAGE.....	1
	PCFFF	4720-01-562-4469	62319	107578960C	KIT, FLEXIBLE HOSE.....	1
1					TUBE, INLET AIR	1
10					TUBE, EXTERNAL DUST	1
15					TUBE, DUST	1
16					TUBE, SEPARATOR	1
END OF FIGURE						

FIELD MAINTENANCE
AIR CONDITIONING (A/C) FILTER

Air Conditioning (A/C) Filter - (CONTINUED)



*a Part of item 1

B23P5200262

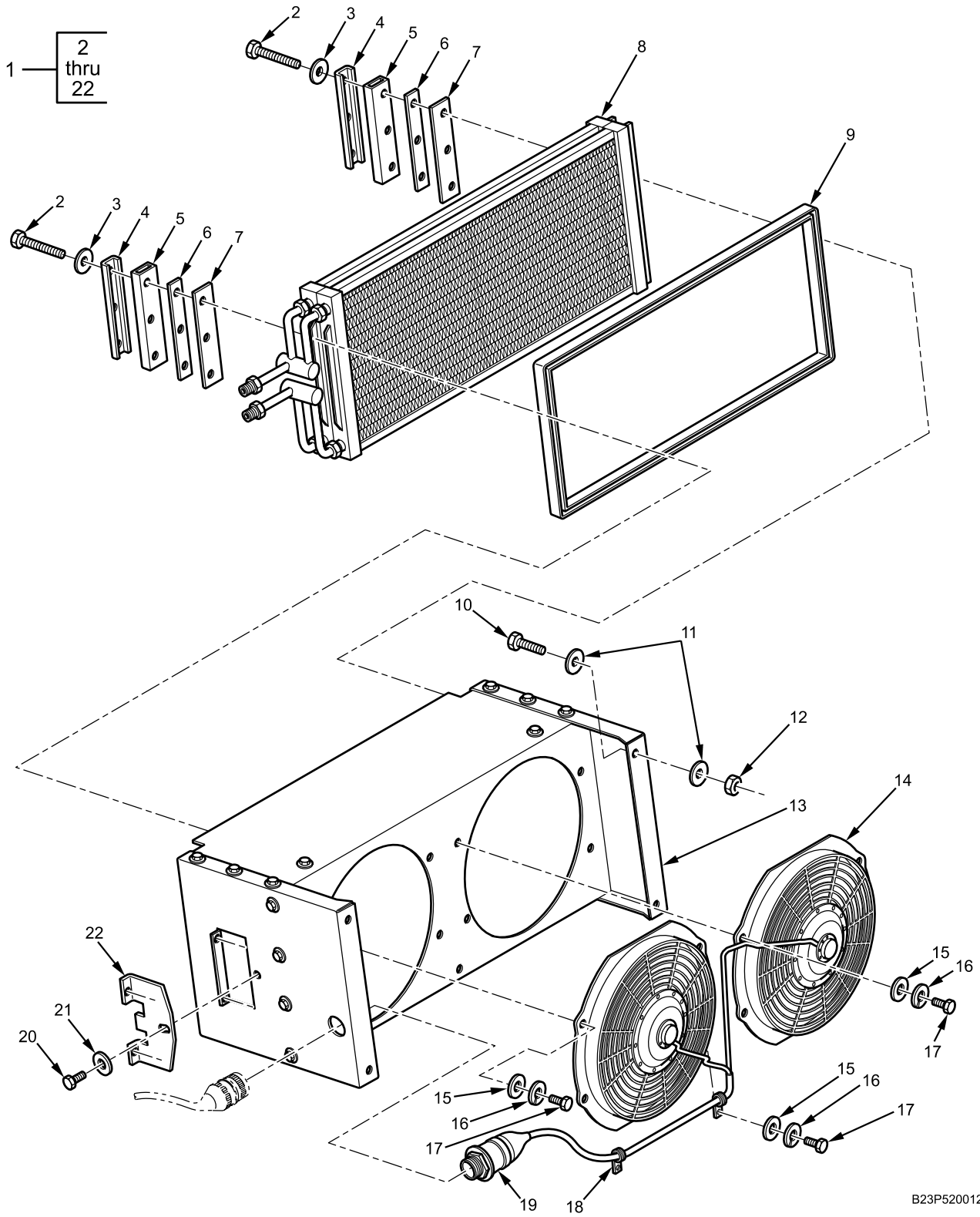
Figure 214. A/C Filter.

Air Conditioning (A/C) Filter - (CONTINUED)

(1) ITEM NO.	(2) SMR CODE	(3) NSN	(4) CAGEC	(5) PART NUMBER	(6) DESCRIPTION AND USABLE ON CODE (UOC)	(7) QTY
					GROUP 5221 REFRIGERANT ACCUMULATOR FIGURE A/C Filter. 214	
1	PAFFF	2940-01-563-3238	62319	107578320C	FILTER UNIT.....	1
2	PAFZZ	4730-01-562-3459	62319	107570365C	. ADAPTER, COMPRESSOR DISCHARGE	1
3	PAFZZ	4130-01-563-3159	62319	107570375C	. FILTER, ASSEMBLY	1
4	PAFZZ	5306-01-556-5481	0Y3H3	70052	BOLT, FILTER ASSEMBLY BRACKET	2
5	PAFZZ	5310-01-361-8386	338X5	25707R1	WASHER, FILTER ASSEMBLY FLAT.. END OF FIGURE	2

FIELD MAINTENANCE
AIR CONDITIONING (A/C) CONDENSER

Air Conditioning (A/C) Condenser - (CONTINUED)



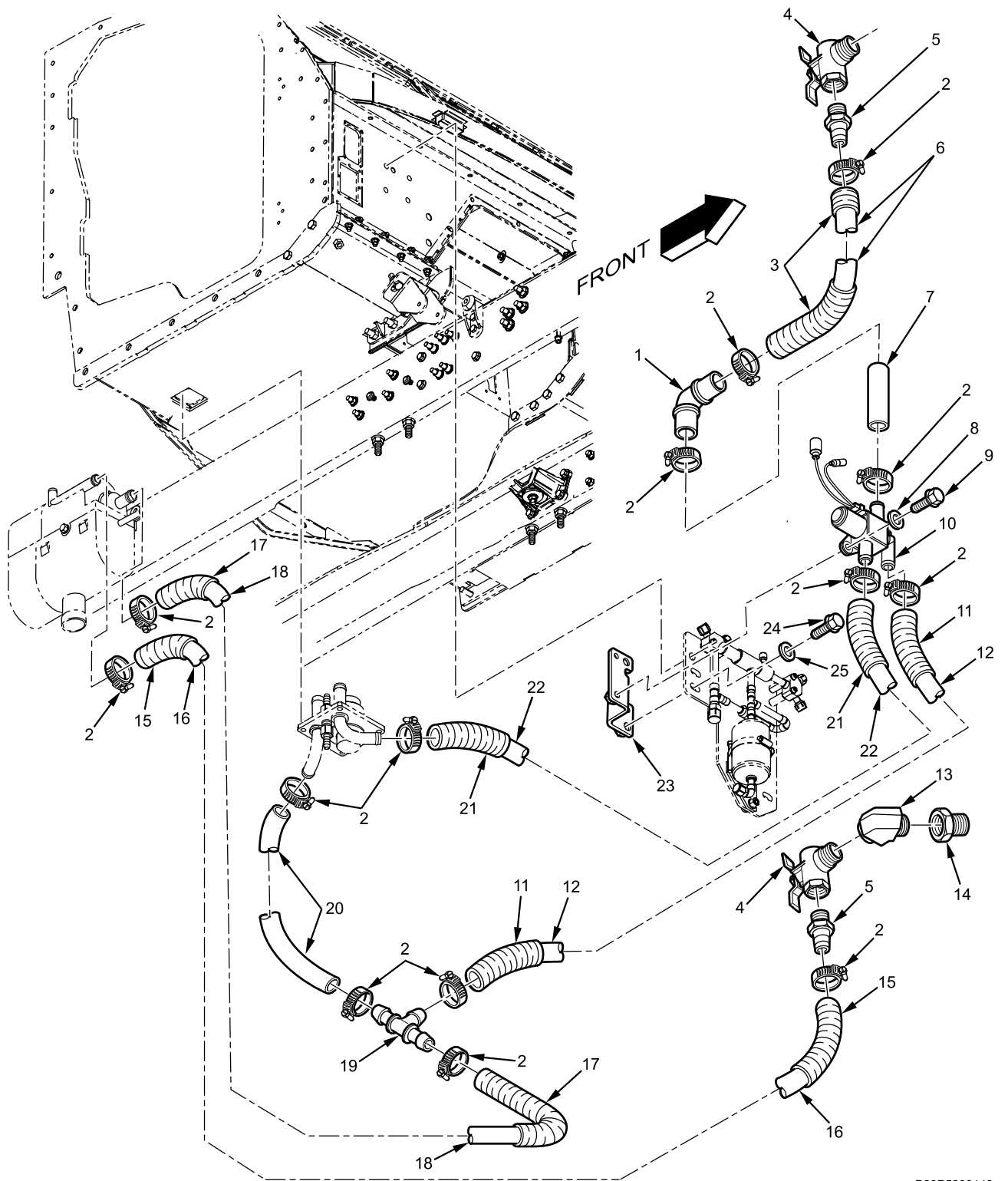
B23P5200127

Figure 215. A/C Condenser.

Air Conditioning (A/C) Condenser - (CONTINUED)

(1) ITEM NO.	(2) SMR CODE	(3) NSN	(4) CAGEC	(5) PART NUMBER	(6) DESCRIPTION AND USABLE ON CODE (UOC)	(7) QTY
					GROUP 5243 BLOWER ASSEMBLY FIGURE A/C Condenser. 215	
1	PAFFF		62319	107578905C	CONDENSER ASSEMBLY	2
2	PAFZZ		62319		. BOLT, SIDE	6
3	PAFZZ	5310-01-564-0407	0Y3H3	40219	. WASHER, FLAT	6
4	PAFZZ		62319		. BOLTING BLOCK, CONDENSER SIDE	2
5	PAFZZ		62319		. SPACER BLOCK, CONDENSER SIDE MT	2
6	PAFZZ		62319		. SHIM, CONDENSER SIDE #1	2
7	PAFZZ		62319		. SHIM, CONDENSER SIDE #2	2
8	PAFZZ	4130-01-567-0343	62319	107578465C	. CONDENSER ASSEMBLY	1
9	PAFZZ		62319		. SEAL, CONDENSER FANS.....	1
10	PAFZZ		62319	3791671C1	. BOLT, CONDENSER HOUSING.....	4
11	PAFZZ	5310-01-065-0656	338X5	133322R1	. WASHER, FLAT, CONDENSER	8
12	PAFZZ	5310-01-557-0708	0Y3H3	90681	. NUT, HEX.....	4
					M8	
13	PAFZZ		62319		. HOUSING, CONDENSER ASSEMBLY.....	1
14	PAFZZ	4140-01-564-7463	62319	107578450C	. BLOWERS ASSEMBLY	1
15	PAFZZ	5310-01-564-0407	0Y3H3	40219	. WASHER, FLAT	10
					M5	
16	PAFZZ	5310-01-513-4648	338X5	30264R1	. WASHER, LOCK.....	10
					M5	
17	PAFZZ		62319		. BOLT	10
					M5 X 20	
18	PAFZZ		62319		. P-CLAMP, M5.....	2
19	PAFZZ	5935-01-575-3755	0RYZ9	MS3454W16-10P	. CONNECTOR	1
20	PAFZZ		62319		. BOLT, CONDENSER PIPE	3
21	PAFZZ		62319		. WASHER, CONDENSER PIPE	3
22	PAFZZ		62319		. BRACKET, CONDENSER PIPE.....	1
					END OF FIGURE	

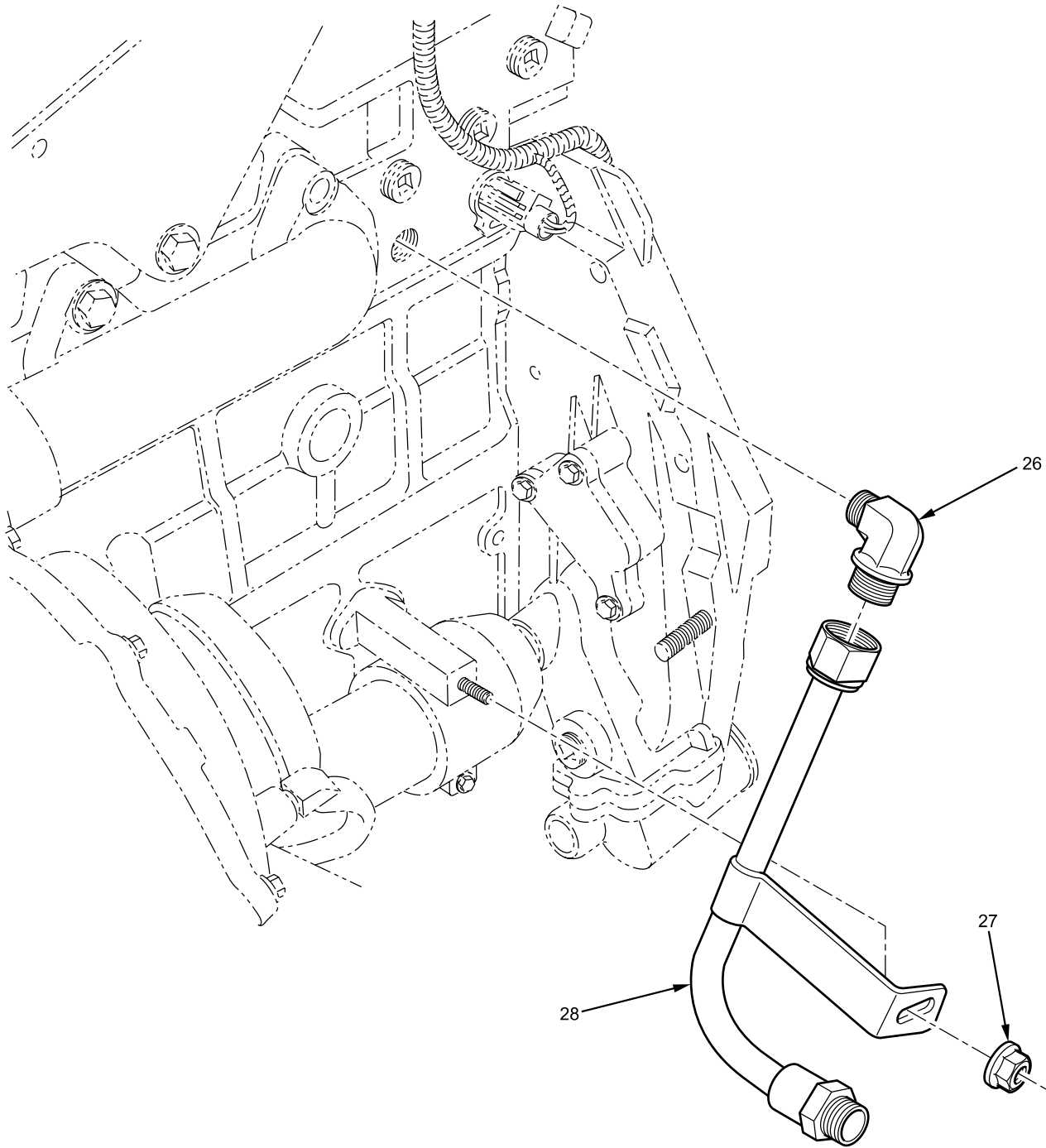
FIELD MAINTENANCE
 THREE-WAY VALVE AND EXTERIOR COOLANT HOSES



B23P5200149

Figure 216. Three-Way Valve And Exterior Coolant Hoses. (Sheet 1 of 2).

Three-Way Valve And Exterior Coolant Hoses - (CONTINUED)



B23P524700300

Figure 216. Three-Way Valve And Exterior Coolant Hoses. (Sheet 2 of 2).

Three-Way Valve And Exterior Coolant Hoses - (CONTINUED)

(1) ITEM NO.	(2) SMR CODE	(3) NSN	(4) CAGEC	(5) PART NUMBER	(6) DESCRIPTION AND USABLE ON CODE (UOC)	(7) QTY
					GROUP 5247 HEATING UNITS FIGURE Three-Way Valve And 216 Exterior Coolant Hoses.	
1	PAFZZ	4730-01-568-5867	338X5	3690650C1L	ELBOW, HOSE BARB, 90-DEGREE ... 3/4-IN.	1
2	PAFZZ	4730-01-398-8329	338X5	1514759C1	CLAMP, HOSE	14
3	MFFZZ		338X5	2000310C1X1120MM	CONDUIT, NONMETALLIC	1
					MAKE FROM CONDUIT, NONMETALLIC, CAGEC 338X5, PART NUMBER 2000310C1, 1120-MM LENGTH	
4	PAFZZ	4820-01-556-4713	338X5	3815520C1	VALVE, 90-DEGREE BALL	2
5	PAFZZ	4730-00-431-6387	10988	217-160	FITTING, STRAIGHT, PIPE TO HOSE 1/2 - 14 NPT. TO 3/4-IN. HOSE	2
6	MFFZZ		89346	L2643486X1180MM	HOSE, HEATER.....	1
					MAKE FROM HOSE, HEATER, CAGEC 89346, PART NUMBER L2643486, 1180-MM LENGTH	
7	MFFZZ		89346	L2643486X95MM	HOSE, HEATER.....	1
					MAKE FROM HOSE, HEATER, CAGEC 89346, PART NUMBER L2643486, 95-MM LENGTH	
8	PAFZZ	5310-01-083-9509	338X5	120391	WASHER, FLAT	2
					#10	
9	PAFZZ	5306-01-556-5470	0Y3H3	0148838	BOLT, MACHINE	2
					#10 - 24 TPI.	
10	PAFFF	4810-01-556-6325	62319	107574034C	VALVE, THREE-WAY	1
11	MFFZZ		338X5	2000310C1X1757MM	CONDUIT, NONMETALLIC	1
					MAKE FROM CONDUIT, NONMETALLIC, CAGEC 338X5, PART NUMBER 2000310C1, 1757-MM LENGTH	
12	MFFZZ		89346	L2643486X1837MM	HOSE, HEATER.....	1
					MAKE FROM HOSE, HEATER, CAGEC 89346, PART NUMBER L2643486, 1837-MM LENGTH	
13	PAFZZ	4730-00-595-0143	96906	MS14307-4	FITTING, ELBOW, 45-DEGREE	1
					1/2 - 14 NPT.	
14	PAFZZ	4730-01-176-9636	338X5	24466R1	FITTING, REDUCER BUSHING	1
					3/4 - 14 NPT. TO 1/2 - 14 NPT.	
15	MFFZZ		338X5	2000310C1X2618MM	CONDUIT, NONMETALLIC	1
					MAKE FROM CONDUIT, NONMETALLIC, CAGEC 338X5, PART NUMBER 2000310C1, 2618-MM LENGTH	

Three-Way Valve And Exterior Coolant Hoses - (CONTINUED)

(1) ITEM NO.	(2) SMR CODE	(3) NSN	(4) CAGEC	(5) PART NUMBER	(6) DESCRIPTION AND USABLE ON CODE (UOC)	(7) QTY
16	MFFZZ		89346	L2643486X2678MM	HOSE, HEATER..... MAKE FROM HOSE, HEATER, CAGEC 89346, PART NUMBER L2643486, 2678-MM LENGTH	1
17	MFFZZ		338X5	2000310C1X1130MM	CONDUIT, NONMETALLIC..... MAKE FROM CONDUIT, NONMETALLIC, CAGEC 338X5, PART NUMBER 2000310C1, 1130-MM LENGTH	1
18	MFFZZ		89346	L2643486X1300MM	HOSE, HEATER..... MAKE FROM HOSE, HEATER, CAGEC 89346, PART NUMBER L2643486, 1300-MM LENGTH	1
19	PAFZZ	4730-01-563-3264	338X5	3688836C1L	CONNECTOR, HEATER HOSE TEE... 3/4-IN.	1
20	MFFZZ		89346	L2643486X335MM	HOSE, HEATER..... MAKE FROM HOSE, HEATER, CAGEC 89346, PART NUMBER L2643486, 335-MM LENGTH	1
21	MFFZZ		338X5	2000310C1X1470MM	CONDUIT, NONMETALLIC..... MAKE FROM CONDUIT, NONMETALLIC, CAGEC 338X5, PART NUMBER 2000310C1, 1470-MM LENGTH	1
22	MFFZZ		89346	L2643486X1580MM	HOSE, HEATER..... MAKE FROM HOSE, HEATER, CAGEC 89346, PART NUMBER L2643486, 1580-MM LENGTH	1
23	PAFZZ	2835-01-556-6431	338X5	3820718C2	SUPPORT, THREE-WAY VALVE	1
24	PAFZZ	5306-01-556-4631	0Y3H3	14003	BOLT, MACHINE	4
25	PAFZZ	5310-01-361-8386	338X5	25707R1	1/4 - 20 X 3/4 IN. WASHER, FLAT	4
26	PAFZZ	4730-01-556-6222	338X5	3600231C1	1/4-IN. ELBOW, PIPE, VIBRALOK	1
27	PAFZZ	5310-01-512-6164	338X5	3544379C1	1/2 - 14 NPT TO 1-1/8 - 18 UNEF NUT, HEX FLANGE	1
28	PAFZZ	4720-01-556-6489	338X5	3821207C92	M8 - 1.25 ASSEMBLY, PIPE	1
					FLUID HEATER SUPPLY END OF FIGURE	

FIELD MAINTENANCE

FUEL FIRED HEATER

Fuel Fired Heater - (CONTINUED)

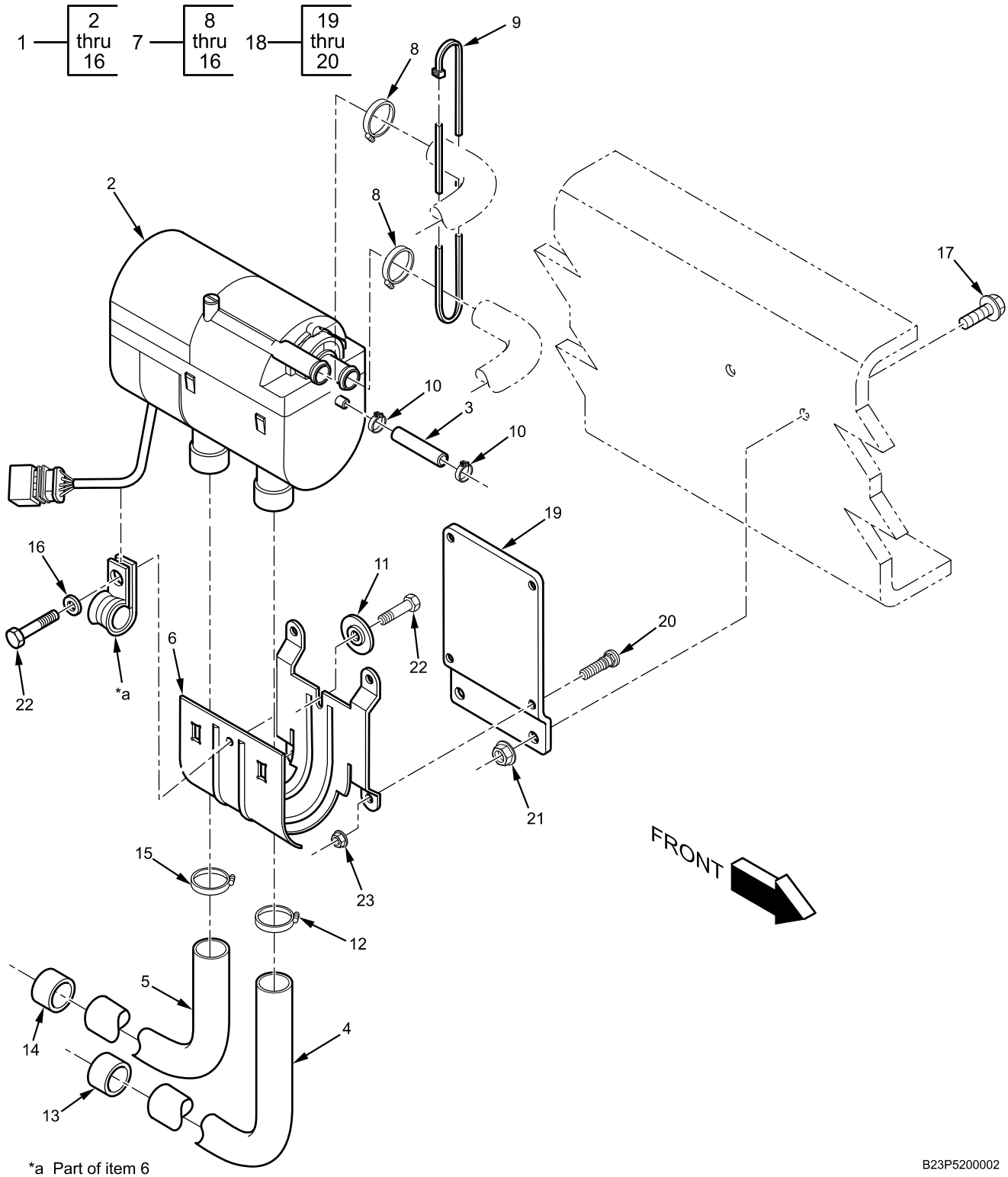


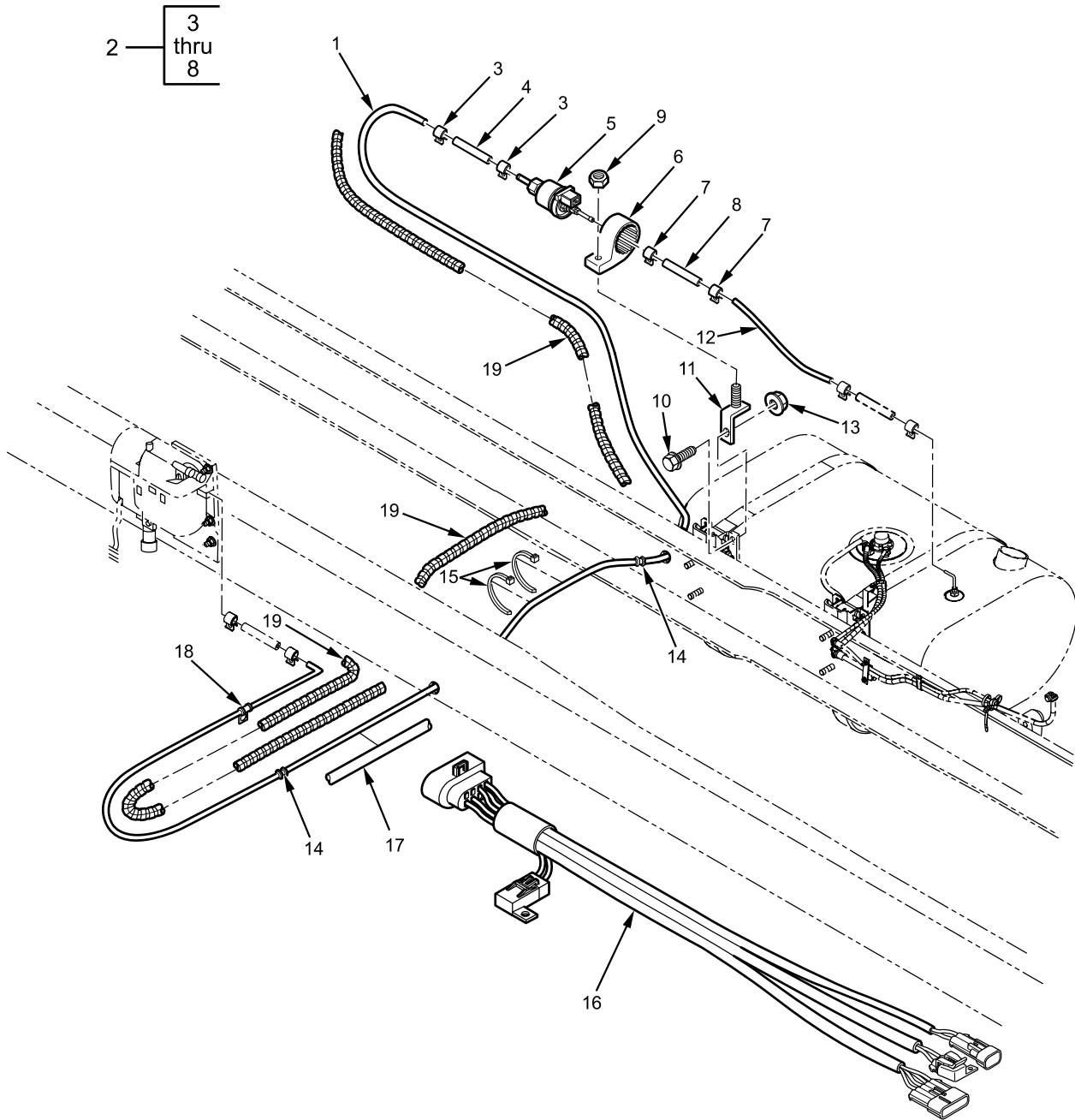
Figure 217. Fuel Fired Heater.

Fuel Fired Heater - (CONTINUED)

(1) ITEM NO.	(2) SMR CODE	(3) NSN	(4) CAGEC	(5) PART NUMBER	(6) DESCRIPTION AND USABLE ON CODE (UOC)	(7) QTY
					GROUP 5247 HEATING UNITS FIGURE Fuel Fired Heater. 217	
1	PAFFF	4520-01-568-6001	338X5	3819830C1L	HEATER, FUEL FIRED	1
2	PAFZZ	4520-01-566-9233	338X5	2522840500000Z	. HEATER, SPACE	1
3	PAFZZ		338X5	2601084C1L	. PIPE, FUEL	6
4	PAFZZ		338X5	2601085C1L	. HOSE, FLEX EXHAUST	1
5	PAFZZ		338X5	2601086C1L	. HOSE, FLEX INTAKE	1
6	PAFZZ	5340-01-566-6937	338X5	2596456C1L	. BRACKET, MOUNTING	1
7	PAFFF		338X5	2601091C91L	. HARDWARE, FUEL FIRED HEATER	1
8	PAFZZ		1C645	50-40-0007	.. CLAMP	2
					20-32 MM	
9	PAFZZ		338X5	50-60-0025	.. STRAP, CABLE LOCK	10
10	PAFZZ		1C645	50-40-0001	.. CLAMP, HOSE	2
					9-MM	
11	PAFZZ	5365-20-002-7433	1C645	25 1864 80 00 02	.. SPACER, SLEEVE	1
12	PAFZZ		1C645	50-40-0018	.. CLAMP, EXHAUST	1
					26-MM	
13	PAFZZ		1C645	25 1482 80 00 00	.. CAP, END	1
					24-MM	
14	PAFZZ		1C645	25 1688 80 12 01	.. CAP, END	1
					20-MM	
15	PAFZZ		1C645	50-40-0005	.. CLAMP, INTAKE	1
					15-25 MM	
16	PAFZZ		1C645	50-20-0018	.. WASHER, FLAT	1
					1/4-IN.	
17	PAFZZ	5306-01-512-1593	338X5	30849R2	BOLT, HEX	2
					M10 X 35 MM	
18	PAFFF	2590-01-568-6455	338X5	3820847C1	SUPPORT, HEATER ASSEMBLY	1
19	PAFZZ	5340-01-573-2833	338X5	3819810C2	. SUPPORT, FUEL FIRE	1
20	PAFZZ	5307-01-567-1357	338X5	3820846C1	. STUD, SELF CLINCHING	4
21	PAFZZ	5310-01-556-5555	338X5	31083R1	NUT, PLAIN, HEXAGON	2
22	PAFZZ	5305-01-466-6449	01417	91280A324	BOLT, HEX	2
					M6 X 12 MM	
23	PAFZZ	5310-01-512-6141	338X5	31081R1	NUT, HEX FLANGED	4
					M6	
					END OF FIGURE	

FIELD MAINTENANCE
FUEL FIRED HEATER FUEL PUMP AND SUPPLY HOSES

Fuel Fired Heater Fuel Pump And Supply Hoses - (CONTINUED)



B23P5200022

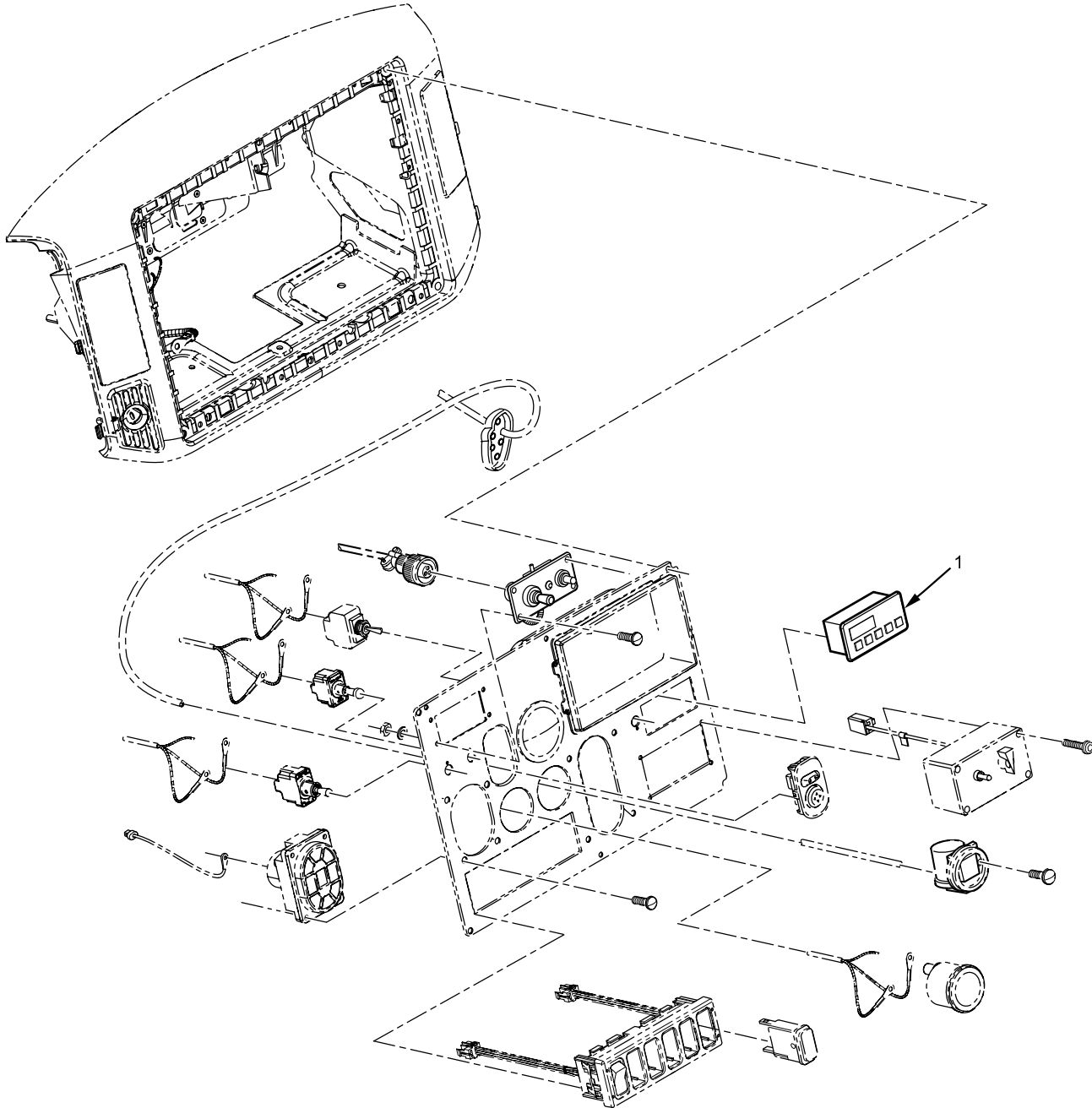
Figure 218. Fuel Fired Heater Fuel Pump And Supply Hoses.

Fuel Fired Heater Fuel Pump And Supply Hoses - (CONTINUED)

(1) ITEM NO.	(2) SMR CODE	(3) NSN	(4) CAGEC	(5) PART NUMBER	(6) DESCRIPTION AND USABLE ON CODE (UOC)	(7) QTY
					GROUP 5247 HEATING UNITS FIGURE Fuel Fired Heater Fuel Pump 218 And Supply Hoses.	
1	MFFZZ		338X5	2605751C1X2388MM	HOSE, FUEL LINE.....	1
					MAKE FROM HOSE, FUEL LINE, CAGEC 338X5, PART NUMBER 2605751C1, LENGTH 2388-MM	
2	PAFFF	2590-01-568-6438	38453	2531-1032	PUMP ASSEMBLY, FUEL FIRED HEATER.....	1
3	PAFZZ		1C645	50-40-0001	CLAMP.....	2
					9-MM	
4	PCFZZ		38453	40-10-0031	HOSE, FUEL.....	1
5	PAFZZ		38453	2531-1015	PUMP, FUEL.....	1
6	XAFZZ		38453	50-60-0028	BRACKET, FUEL PUMP.....	1
7	PAFZZ		38453	50-40-0002	CLAMP.....	2
					11-MM	
8	PCFZZ		38453	40-10-0035	HOSE, FUEL.....	1
9	PAFZZ	5310-01-242-0406	338X5	25519R1	NUT, HEXAGON.....	1
					1/4 - 20 TPI.	
10	PAFZZ	5306-01-512-1650	338X5	31054R1	BOLT, FLANGE HEAD.....	1
					M8 - 1.25 X 20 MM	
11	PAFZZ	5340-01-556-6159	338X5	3571742C1	CLIP, EXTENSION.....	1
12	PAFZZ		38453	40-10-0005	HOSE, FUEL.....	1
13	PAFZZ	5310-01-556-5554	0Y3H3	40162	NUT, PLAIN, HEX.....	1
					M8 - 1.25	
14	PCFZZ	5325-01-568-7324	338X5	3820409C1	GROMMET, NONMETALLIC.....	2
15	PAFZZ	5340-01-556-5977	53421	BT120LD	STRAP, CABLE LOCK.....	2
16	PAFZZ	6150-01-556-6327	338X5	3674961C91	HARNES, CHASSIS - FUEL FIRED HEATER.....	1
17	MFFZZ		81851	15210029168X541MM	INSULATOR, HEAT SINK.....	1
					MAKE FROM INSULATOR, HEAT SINK, CAGEC 81851, PART NUMBER 15210029168, LENGTH 541-MM	
18	PCFZZ	5940-01-566-5921	338X5	299399C1	CLAMP, CUSHION.....	1
19	MFFZZ		338X5	2644094R1X	CONDUIT, NYLON WITH SLIT, BLACK 1/4-IN. ID.	1
					MAKE FROM CONDUIT, CAGEC 338X5, PART NUMBER 2644094R1, LENGTH 2380-MM	
					END OF FIGURE	

FIELD MAINTENANCE
FUEL FIRED HEATER TIMER CONTROL

Fuel Fired Heater Timer Control - (CONTINUED)



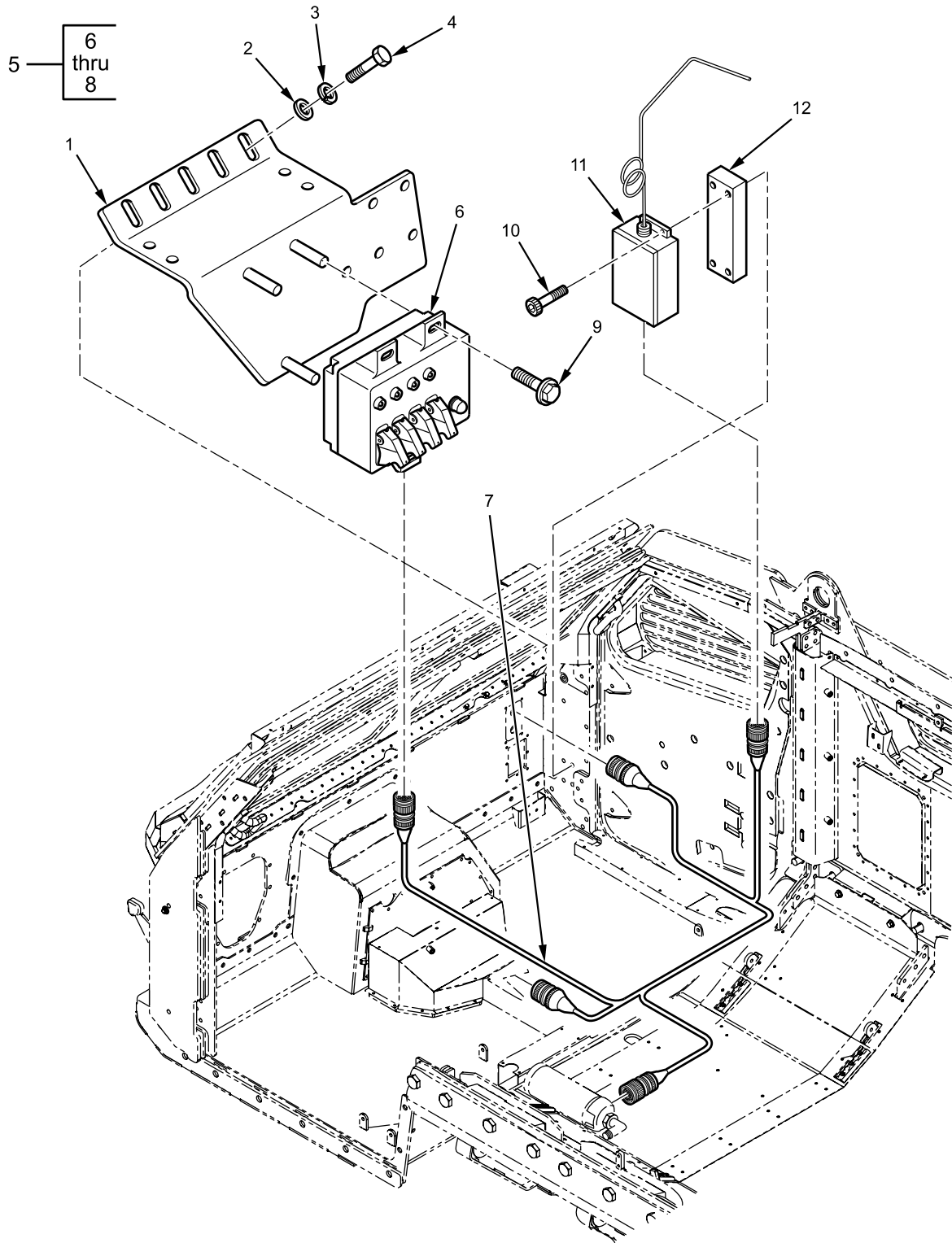
B23P524700297

Figure 219. Fuel Fired Heater Timer Control.

Fuel Fired Heater Timer Control - (CONTINUED)

(1) ITEM NO.	(2) SMR CODE	(3) NSN	(4) CAGEC	(5) PART NUMBER	(6) DESCRIPTION AND USABLE ON CODE (UOC)	(7) QTY
					GROUP 5247 HEATING UNITS FIGURE Fuel Fired Heater Timer 219 Control.	
1	PAFZZ	2910-01-556-6300	D8435	22 1000 30 36 00	CONTROL, TIMER FUEL END OF FIGURE	1

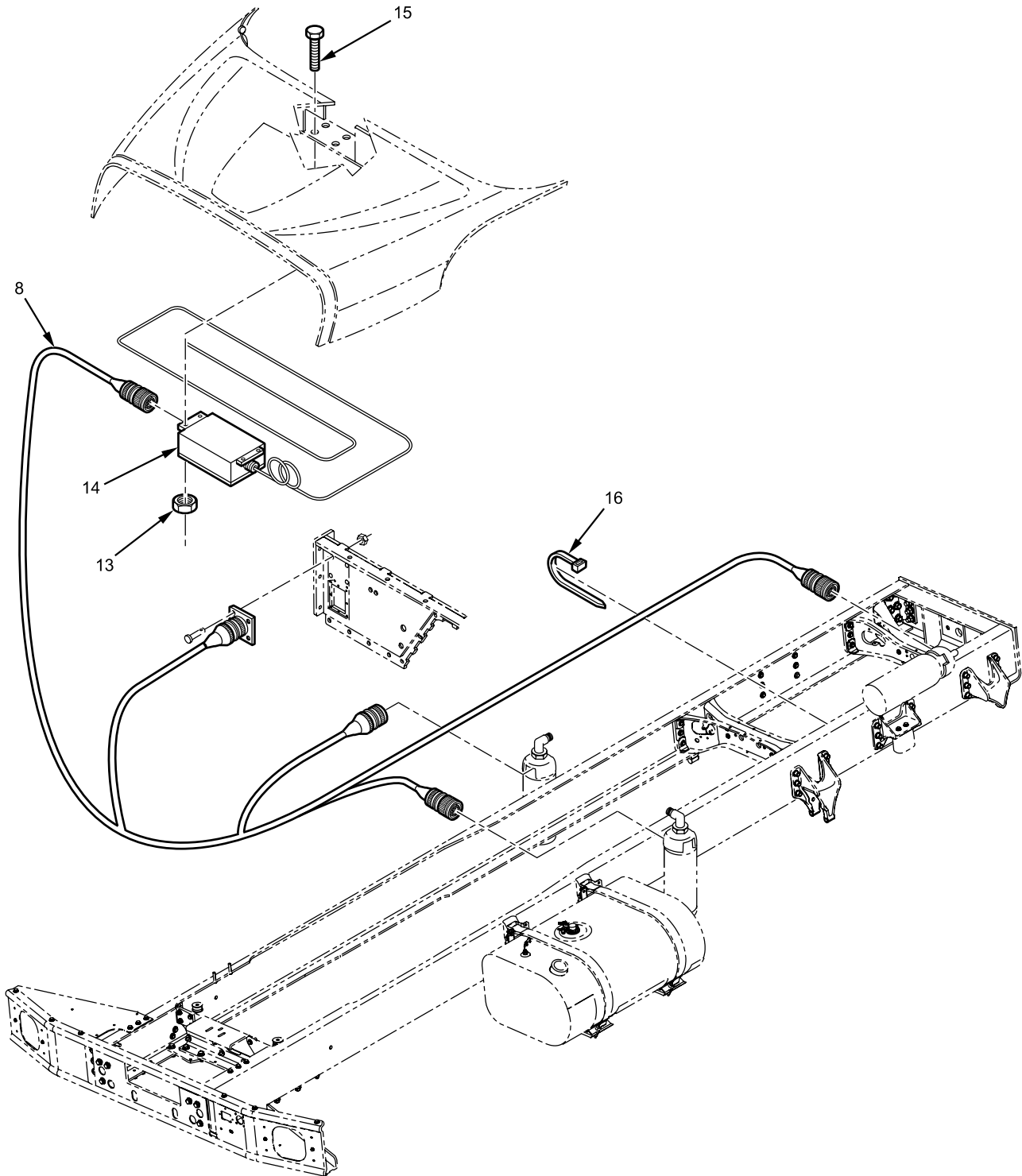
FIELD MAINTENANCE
FIRE SUPPRESSION - CONTROLS



B23P760027

Figure 220. Fire Suppression - Controls (Sheet 1 of 2).

Fire Suppression - Controls - (CONTINUED)



B23P7600155

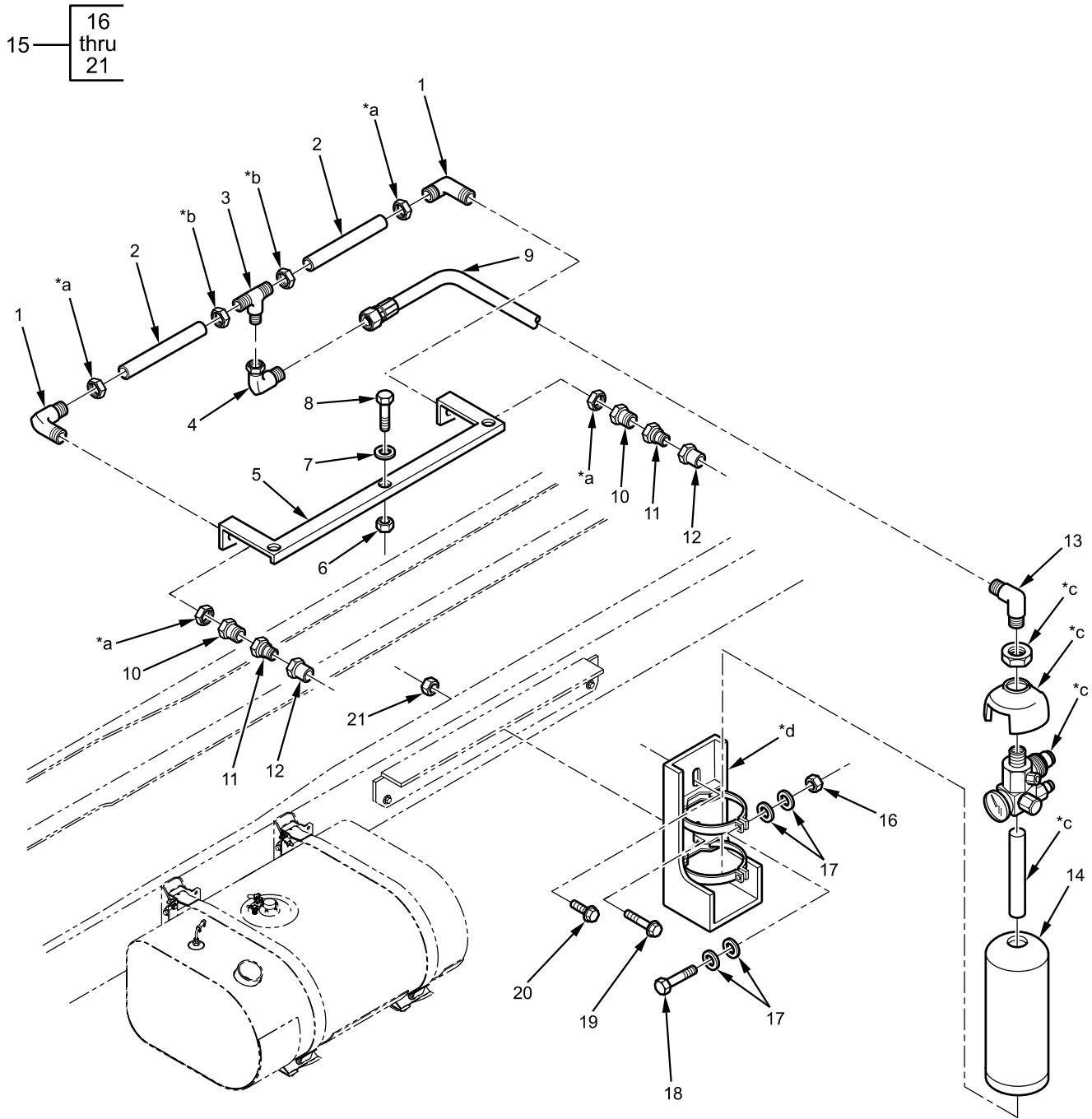
Figure 220. Fire Suppression - Controls (Sheet 2 of 2).

Fire Suppression - Controls - (CONTINUED)

(1) ITEM NO.	(2) SMR CODE	(3) NSN	(4) CAGEC	(5) PART NUMBER	(6) DESCRIPTION AND USABLE ON CODE (UOC)	(7) QTY
					GROUP 7639 FIXED FIRE FIGHTING EQUIPMENT	
					FIGURE Fire Suppression - Controls 220	
1	PAFZZ	5340-01-568-6452	338X5	3822320C2L	BRACKET, CONTROL BOX	1
2	PAFZZ	5310-01-544-0160	0Y3H3	33114	WASHER, FLAT	3
3	PAFZZ		0Y3H3		WASHER, LOCK	3
4	PAFZZ	5306-01-556-6622	338X5	25228R1	BOLT, HEX	3
					5/16 - 18 IN.	
5	PAFZZ	6110-01-559-9958	SL592	33100010	SYSTEM, CONTROL	1
6	PAFZZ	6110-01-559-9959	SL592	33100030	BOX, CONTROL	1
7	PAFFF	6150-01-559-9968	338X5	3113492C91L	HARNESS, CABIN	1
8	PAFFF	6150-01-559-9973	SL592	33101011	HARNESS, CHASSIS	1
9	PAFZZ	5306-01-556-6471	535V1	5310000616-00	BOLT, FLANGE	3
					1/4 - 20 X 1/2 IN.	
10	PAFZZ		338X5		SCREW, ALLEN HEAD	4
11	PAFZZ	6110-01-559-9954	SL592	33123019	SENSOR, CABIN	1
12	PAFZZ	2590-01-568-6163	338X5	3113498C1L	BRACKET, CAB SENSOR	1
13	PAFZZ		338X5		NUT, LOCK	4
14	PAFZZ	2590-01-559-9952	338X5	3113463C92L	SENSOR, ENGINE	1
15	PAFZZ		338X5		BOLT, HEX	4
16	PAFZZ	3990-01-589-2739	338X5	533959R1	STRAP, CABLE LOCK	16
					END OF FIGURE	

FIELD MAINTENANCE
FIRE SUPPRESSION - FUEL TANK ZONE

Fire Suppression - Fuel Tank Zone - (CONTINUED)



- *a Part of item 1
- *b Part of item 3
- *c Part of item 14
- *d Part of item 15

B23P7600151

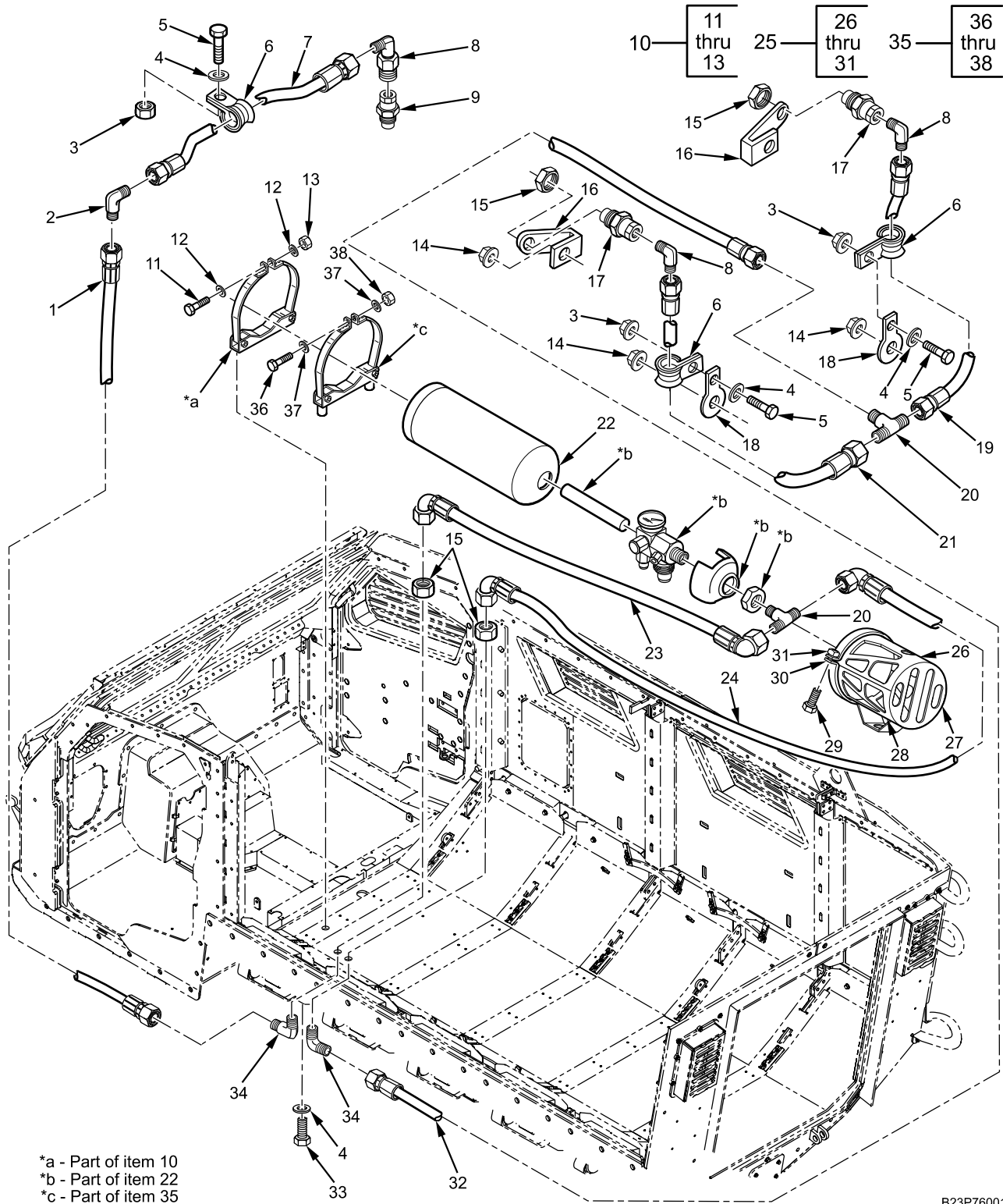
Figure 221. Fire Suppression - Fuel Tank Zone.

Fire Suppression - Fuel Tank Zone - (CONTINUED)

(1) ITEM NO.	(2) SMR CODE	(3) NSN	(4) CAGEC	(5) PART NUMBER	(6) DESCRIPTION AND USABLE ON CODE (UOC)	(7) QTY
					GROUP 7639 FIXED FIRE FIGHTING EQUIPMENT	
					FIGURE Fire Suppression - Fuel Tank Zone. 221	
1	PAFZZ		338X5	3861291C1	ELBOW	2
					15-MM	
2	PAFZZ	4710-01-559-9945	SL592	33152109	PIPE	1
					15-MM	
3	PAFZZ	4730-01-579-8176	338X5	3861297C1	TEE, UNION.....	1
					15-MM	
4	PAFZZ		338X5	3861290C1	ELBOW	1
					15-MM	
5	PAFZZ		338X5	3113616C1L	BRACKET, NOZZLE	1
6	PAFZZ		338X5	448551001	NUT, FLANGE	2
					3/8-IN.	
7	PAFZZ	5310-01-346-9431	338X5	23043R1	WASHER, FLAT	4
8	PAFZZ		338X5	3561754C1	BOLT, FLANGE HEAD	2
					3/8-IN.	
9	PAFZZ	4720-01-559-9895	SL592	33152010	HOSE, FLEX 1/2-IN. BRAID	1
10	PAFZZ		338X5	3861286C1	ADAPTER	2
					1/2 X 3/4 IN.	
11	PAFZZ		338X5	3861289C1	CONNECTOR	2
					15 MM X 1/2 IN.	
12	PAFZZ	4710-01-559-9949	SL592	TF93416172	NOZZLE, POWDER.....	2
13	PAFZZ		338X5	3859813C1	ELBOW	1
					12 MM X 1/2 IN.	
14	PAFZZ	2590-01-568-6359	338X5	33152009	EXTINGUISHER, 6-KG	1
15	PAFFF	5340-01-559-9937	SL592	33155009	BRACKET, MOUNTING	1
16	PAFZZ		SL592	91810300	NUT, HEX.....	2
17	PAFZZ	5310-01-274-5632	338X5	25532R1	WASHER, FLAT	8
18	PAFZZ		SL592	91710750	SCREW, CAP, HEXAGON	2
19	PAFZZ	5306-01-566-6374	338X5	3676968C1	BOLT, HEX	1
					1/2 - 13 X 1-1/2 IN.	
20	PAFZZ	5306-01-556-6401	0Y3H3	19957	BOLT, FLANGE HEAD	1
					UPPER	
21	PAFZZ	5310-01-555-4990	338X5	3821119C1	NUT, PLAIN, HEXAGON	2
					1/2 - 13 IN.	
					END OF FIGURE	

FIELD MAINTENANCE
FIRE SUPPRESSION - CABIN ZONE

Fire Suppression - Cabin Zone - (CONTINUED)



B23P7600154

Figure 222. Fire Suppression - Cabin Zone.

Fire Suppression - Cabin Zone - (CONTINUED)

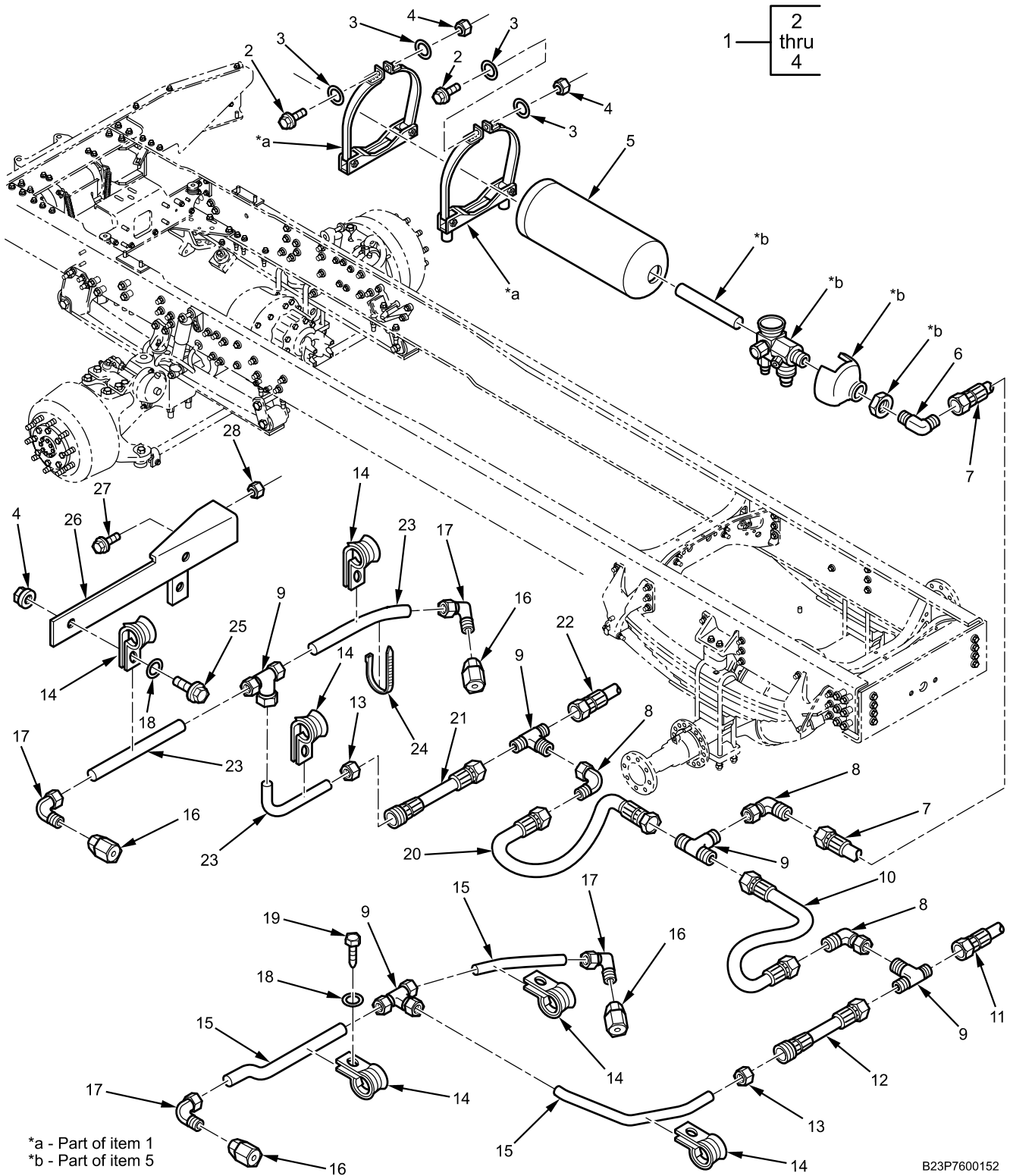
(1) ITEM NO.	(2) SMR CODE	(3) NSN	(4) CAGEC	(5) PART NUMBER	(6) DESCRIPTION AND USABLE ON CODE (UOC)	(7) QTY
					GROUP 7639 FIXED FIRE FIGHTING EQUIPMENT FIGURE Fire Suppression - Cabin 222 Zone.	
1	PAFZZ	4720-01-559-9907	SL592	33122069	PIPE, FLEX	1
2	PAFZZ	4730-00-163-7413	15526	W12L	3/8-IN. BRAID ELBOW, UNION	1
3	PAFZZ	5310-01-555-4987	338X5	3821116C1	12-MM NUT, HEX LOCK	9
4	PAFZZ	5310-01-274-5632	338X5	25532R1	1/4 - 20 IN. WASHER, FLAT	13
5	PAFZZ	5306-01-242-1078	338X5	25483R1	BOLT	9
6	PAFZZ	5340-01-568-5846	338X5	3113517C1L	1/4 - 20 X 1 IN. P-CLAMP	9
7	PAFZZ	4710-01-568-6254	SL592	33122109	PIPE	1
8	PAFZZ		338X5	3861273C1	12-MM ELBOW, UNION	3
9	PAFZZ	2590-01-559-9957	SL592	33122002	12-MM NOZZLE, WATER MIST, FRONT	1
10	PAFFF	5340-01-559-9942	SL592	33126009	BRACKET, MOUNTING	1
11	PAFZZ		SL592	91710750	BOLT	1
12	PAFZZ	5310-01-274-5632	338X5	25532R1	WASHER, FLAT	4
13	PAFZZ		SL592	91810300	NUT, HEX	1
14	PAFZZ	5310-01-555-4990	338X5	3821119C1	NUT, PLAIN, HEXAGON	8
15	PAFZZ		SL592	33022002	1/2 - 13 IN. NUT, BULKHEAD, NOZZLE	4
16	PAFZZ	2590-01-568-6173	338X5	3113518C1L	BRACKET, NOZZLE, REAR	2
17	PAFZZ	2590-01-559-9955	SL592	33022001	NOZZLE, WATER MIST, REAR	2
18	PAFZZ	5340-01-568-5846	338X5	3113517C1L	P-CLAMP	6
19	PAFZZ	4720-01-559-9903	SL592	33122049	PIPE, FLEX	1
20	PAFZZ		338X5	3861277C1	3/8-IN. BRAID TEE, UNION	2
21	PAFZZ	4720-01-559-9904	SL592	33122059	12-MM PIPE, FLEX	1
22	PAFZZ	4210-01-559-9915	338X5	3113624C91L	3/8-IN. BRAID EXTINGUISHER, 9-KG	1
23	PAFZZ	4720-01-559-9896	SL592	33122019	PIPE, FLEX	1
24	PAFZZ	4720-01-559-9899	SL592	33122029	3/8-IN. BRAID PIPE, FLEX	1
25	PAFFF	4210-01-567-7843	6B356	DRB-003-REV2	3/8-IN. BRAID GUARD, EXTINGUISHER	1
26	PAFZZ		338X5	3113571C1	GUARD	1
27	PAFZZ		338X5	3855046C1	CAP	1
28	PAFZZ		338X5	3855362C1	GUARD	1

Fire Suppression - Cabin Zone - (CONTINUED)

(1) ITEM NO.	(2) SMR CODE	(3) NSN	(4) CAGEC	(5) PART NUMBER	(6) DESCRIPTION AND USABLE ON CODE (UOC)	(7) QTY
29	PAFZZ		338X5	28587R1	. BOLT, HEX 5/16 - 18 X 1 IN.	1
30	PAFZZ		338X5	3855434C1	. CLAMP	1
31	PAFZZ	5310-01-580-4311	89346	26302R1	. NUT	1
32	PAFZZ	4720-01-559-9902	SL592	33122039	PIPE, FLEX	1
33	PAFZZ	5306-01-572-9348	338X5	464433C1	3/8-IN. BRAID BOLT, HEX	4
34	PAFZZ		338X5	3861274C1	1/4 - 20 X 3/4 IN. ELBOW, BULKHEAD	2
35	PAFFF	5340-01-559-9939	SL592	33125009	12-MM BRACKET, MOUNTING	1
36	PAFZZ		SL592	91710750	. BOLT	1
37	PAFZZ	5310-01-274-5632	338X5	25532R1	. WASHER, FLAT	4
38	PAFZZ		SL592	91810300	. NUT, HEX..... END OF FIGURE	1

FIELD MAINTENANCE
FIRE SUPPRESSION - TIRE ZONE

Fire Suppression - Tire Zone - (CONTINUED)



*a - Part of item 1
*b - Part of item 5

B23P7600152

Figure 223. Fire Suppression - Tire Zone.

Fire Suppression - Tire Zone - (CONTINUED)

(1) ITEM NO.	(2) SMR CODE	(3) NSN	(4) CAGEC	(5) PART NUMBER	(6) DESCRIPTION AND USABLE ON CODE (UOC)	(7) QTY
					GROUP 7639 FIXED FIRE FIGHTING EQUIPMENT FIGURE Fire Suppression - Tire Zone. 223	
1	PAFFF	5340-01-559-9942	SL592	33126009	BRACKET, MOUNTING	1
2	PAFZZ		SL592	91710750	SCREW, CAP, HEXAGON	2
3	PAFZZ	5310-01-274-5632	338X5	25532R1	WASHER, FLAT	4
4	PAFZZ		SL592	91810300	NUT, HEX	2
5	PAFZZ	4210-01-559-9918	338X5	3113625C91L	EXTINGUISHER, 9-KG	1
6	PAFZZ		338X5	3861275C1	ELBOW	1
7	PAFZZ	4720-01-559-9909	SL592	33132019	12 MM X 3/8 IN. PIPE, FLEX	1
8	PAFZZ		338X5	3850804C1	3/8-IN. BRAID ELBOW, UNION	3
9	PAFZZ		338X5	3861299C1	12-MM TEE, UNION	7
10	PAFZZ	4720-01-559-9912	SL592	33132029	12-MM PIPE, FLEX	1
11	PAFZZ	4720-01-559-9914	SL592	33132030	3/8-IN. BRAID PIPE, FLEX	1
12	PAFZZ	4720-01-559-9924	SL592	33132040	3/8-IN. BRAID PIPE, FLEX	1
13	PAFZZ		SL592		3/8-IN. BRAID NUT, COMPRESSION	4
14	PAFZZ	5340-01-584-6453	338X5	981985R91	3/8-IN. CLAMP, P	16
15	PAFZZ	4710-01-559-9963	SL592	33132109	PIPE	
15	PAFZZ	4710-01-559-9966	SL592	33132139	LH REAR, 12-MM PIPE	
16	PAFZZ	4710-01-559-9980	SL592	37707049	RH REAR, 12-MM NOZZLE, FOAM	8
17	PAFZZ	4730-00-163-7413	15526	W12L	ELBOW, UNION	8
18	PAFZZ	5310-01-274-5632	338X5	27616R1	12-MM WASHER, FLAT	16
19	PAFZZ	5305-01-587-3249	338X5	3521049C1	SCREW, DRILL	8
20	PAFZZ	4720-01-559-9926	SL592	33132059	PIPE, FLEX	1
21	PAFZZ	4720-01-559-9931	SL592	33132070	3/8-IN. BRAID PIPE, FLEX	1
22	PAFZZ	4720-01-579-8530	SL592	33132060	3/8-IN. BRAID PIPE, FLEX	1
23	PAFZZ	4710-01-559-9976	SL592	33132199	3/8-IN. BRAID PIPE	1
					LH FRONT, 3/8-IN. BRAID	

Fire Suppression - Tire Zone - (CONTINUED)

(1) ITEM NO.	(2) SMR CODE	(3) NSN	(4) CAGEC	(5) PART NUMBER	(6) DESCRIPTION AND USABLE ON CODE (UOC)	(7) QTY
23	PAFZZ	4710-01-559-9972	SL592	33132169	PIPE	1
					RH FRONT, 3/8-IN. BRAID	
24	PAFZZ	5340-00-421-5015	53421	T50R-OHS	STRAP, CABLE LOCK	19
25	PAFZZ	5306-01-242-1078	338X5	25483R1	BOLT	8
					1/4 - 20 X 1 IN.	
26	PAFZZ	2590-01-568-6179	338X5	3113563C1L	BRACKET, NOZZLE RH	1
26	PAFZZ	2590-01-568-6178	338X5	3113564C1L	BRACKET, NOZZLE LH	1
27	PAFZZ		338X5	2214648C1	BOLT, SERRATED FLANGE.....	4
28	PAFZZ	5310-01-566-9235	338X5	2037534C1	NUT, SERRATED FLANGE.....	4
					END OF FIGURE	

FIELD MAINTENANCE
FIRE SUPPRESSION - ENGINE COMPARTMENT ZONE

Fire Suppression - Engine Compartment Zone - (CONTINUED)

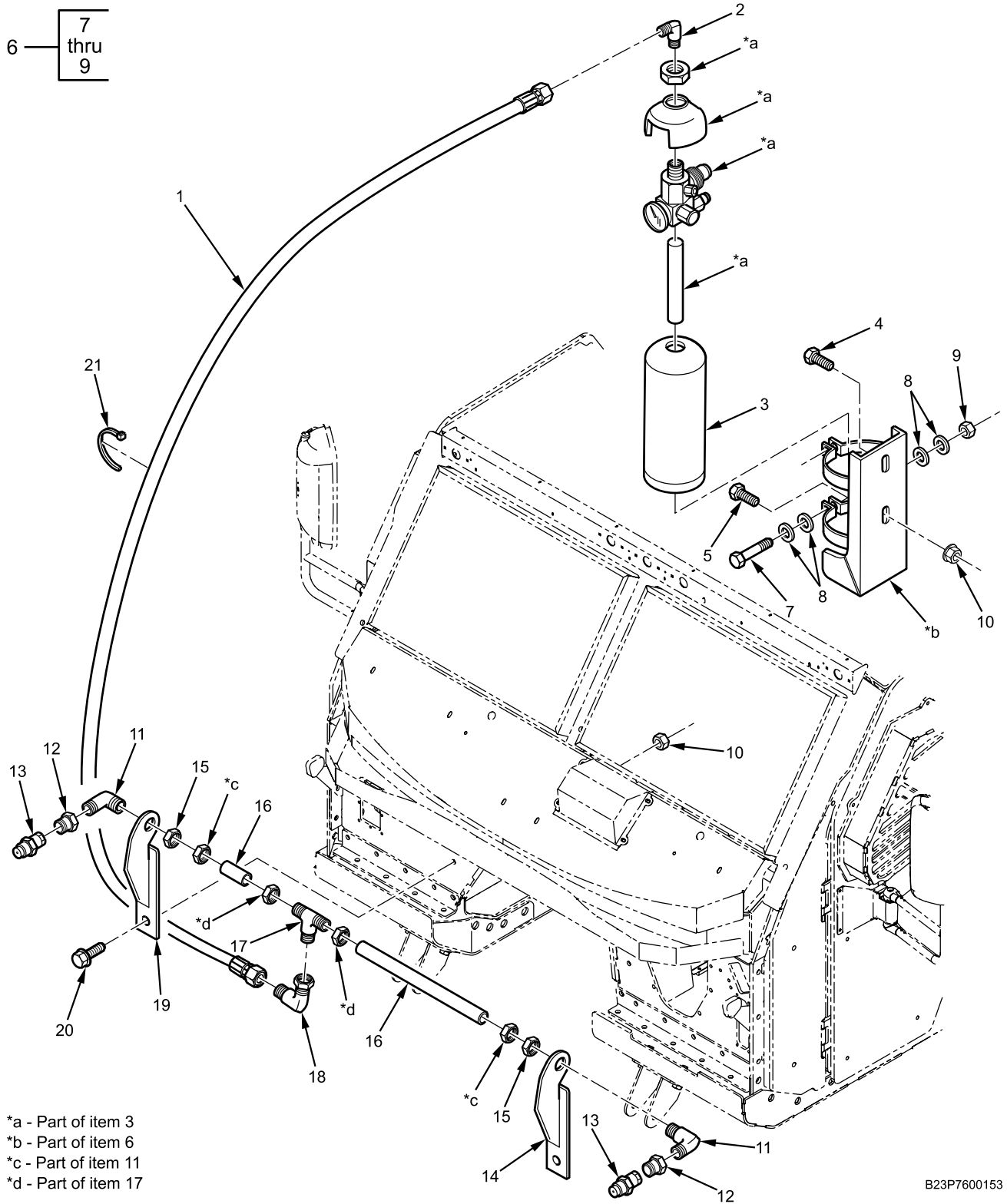


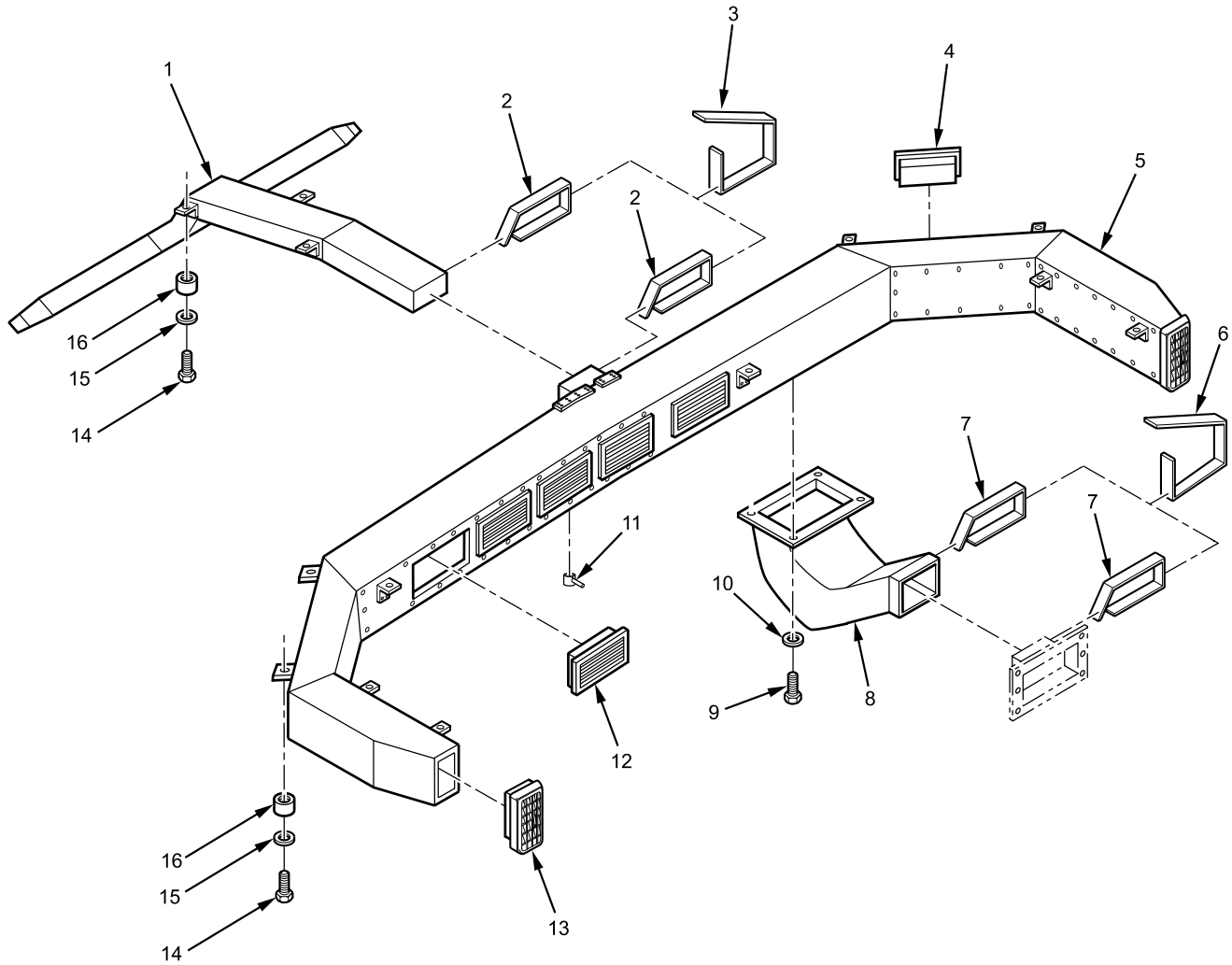
Figure 224. Fire Suppression - Engine Compartment Zone.

Fire Suppression - Engine Compartment Zone - (CONTINUED)

(1) ITEM NO.	(2) SMR CODE	(3) NSN	(4) CAGEC	(5) PART NUMBER	(6) DESCRIPTION AND USABLE ON CODE (UOC)	(7) QTY
					GROUP 7639 FIXED FIRE FIGHTING EQUIPMENT FIGURE Fire Suppression - Engine 224 Compartment Zone.	
1	PAFZZ	4720-01-559-9893	SL592	33112010	PIPE, FLEX 3/8 IN. BRAID	1
2	PAFZZ		338X5	3861275C1	ELBOW 12 MM X 3/8 IN.	1
3	PAFZZ	4210-01-556-7034	338X5	3113622C91L	EXTINGUISHER, 2 KG	1
4	PAFZZ	5306-01-556-6401	0Y3H3	19957	BOLT, FLANGE 1/2-13 X 1 1/2 IN.	1
5	PAFZZ		338X5	3676967C1	BOLT	1
6	PAFZZ	5340-01-559-9934	SL592	33115009	BRACKET ASSEMBLY	1
7	PAFZZ		SL592	91710750	SCREW, CAP, HEXAGON	2
8	PAFZZ	5310-01-274-5632	338X5	25532R1	WASHER, FLAT	8
9	PAFZZ		SL592	91810300	NUT, HEX	2
10	PAFZZ	5310-01-555-4990	338X5	3821119C1	NUT, PLAIN, HEXAGON..... 1/2 - 13 IN.	4
11	PAFZZ		338X5	3861274C1	ELBOW, BULKHEAD	2
12	PAFZZ		338X5	3861273C1	12 MM ELBOW, UNION.....	2
13	PAFZZ	4210-01-559-9938	SL592	CO26200010	12 MM NOZZLE, FLOOD.....	2
14	PAFZZ		338X5	3113612C1L	BRACKET, NOZZLE, LH.....	1
15	PAFZZ		SL592	33022002	NUT, BULKHEAD ELBOW	2
16	PAFZZ	4710-01-559-9932	SL592	33112109	PIPE	1
17	PAFZZ		338X5	3861277C1	12 MM TEE, UNION.....	1
18	PAFZZ		SL592	3859804C1	12 MM ELBOW, UNION.....	1
19	PAFZZ		338X5	3113613C1L	12 MM BRACKET, NOZZLE RH	1
20	PAFZZ	5306-01-555-4986	0Y3H3	19811	BOLT	2
21	PAFZZ	2590-01-513-4557	53421	T50L-OHS	STRAP, CABLE LOCK	3
					END OF FIGURE	

FIELD MAINTENANCE
LIFE SUPPORT SYSTEM (LSS) AIR DUCTS

Life Support System (LSS) Air Ducts - (CONTINUED)



B23P5200117

Figure 225. LSS Air Ducts.

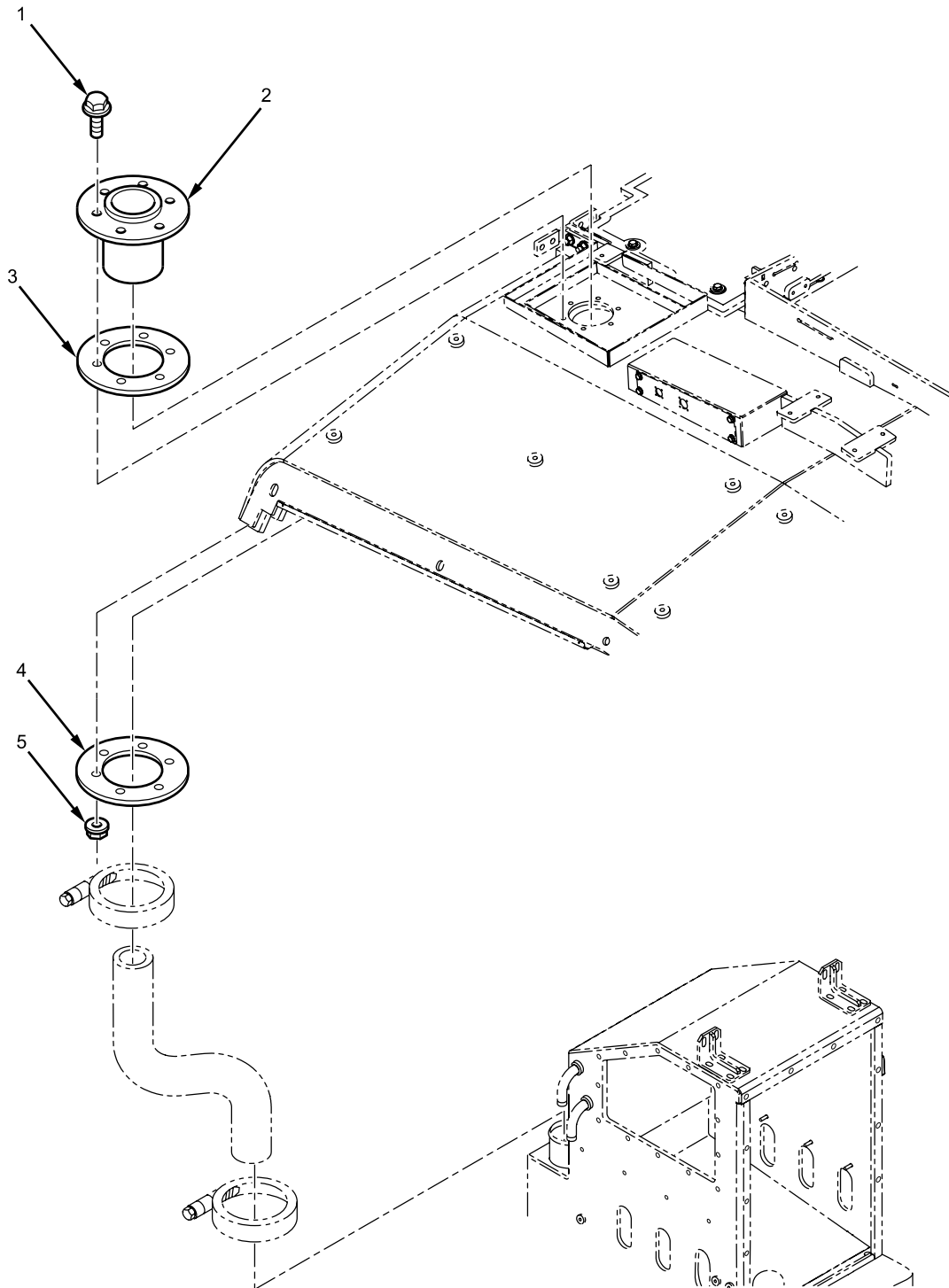
Life Support System (LSS) Air Ducts - (CONTINUED)

(1) ITEM NO.	(2) SMR CODE	(3) NSN	(4) CAGEC	(5) PART NUMBER	(6) DESCRIPTION AND USABLE ON CODE (UOC)	(7) QTY
					GROUP 9110 COLLECTIVE PROTECTION EQUIPMENT FIGURE LSS Air Ducts. 225	
1	PAFZZ	2540-01-563-3218	62319	107578060C	DUCT, AIR DEFOGGING.....	1
2	PAFZZ	5340-01-568-5887	62319	107578932C	BELT, SHORT LOOP	2
3	PAFZZ	5340-01-563-3283	62319	107573935C	PART OF KIT P/N 107578990C BELT, SHORT	1
4	PAFZZ	2540-01-563-3178	62319	107578831C	PART OF KIT P/N 107578990C LOUVER	4
					5.46 IN. X 2.18 IN.	
5	PAFZZ	2540-01-568-6265	62319	107578020C	DUCT, AIR.....	1
6	PAFZZ	3030-01-563-3164	62319	107578930C	BELT, DIFFUSER.....	1
7	PAFZZ	3030-01-563-3164	62319	107578931C	PART OF KIT P/N 107578990C BELT, LOOP, DIFFUSER	2
8	PAFZZ	2540-01-563-3226	62319	107578050C	PART OF KIT P/N 107578990C DUCT, AIR DIFFUSER.....	1
9	PAFZZ		338X5	22866R1	BOLT, HEX	4
10	PAFZZ	5310-00-582-5965	00198	196	WASHER.....	4
11	PAFZZ	2540-01-568-6287	338X5	3113672C1L	HANDLE, DIVERTER.....	1
12	PAFZZ	2540-01-563-3210	62319	107578833C	LOUVER	5
					3.63 IN. X 1.88 IN.	
13	PAFZZ	2540-01-563-3200	62319	107578832C	LOUVER	2
					4.94 IN. X 1.53 IN.	
14	PAFZZ	5306-01-242-1078	89346	25483R1	BOLT	13
					1/4 - 20 X 1 IN.	
15	PAFZZ	5310-01-274-5632	338X5	25532R1	WASHER, FLAT	17
16	PAFZZ	5365-01-578-7415	338X5	1652011R1	SPACERS	13
2	PAFZZ	8315-01-563-5893	62319	107578990C	KIT, VELCRO BELT.....	1
3					BELT, SHORT LOOP	2
6					BELT, SHORT	1
7					BELT, DIFFUSER	1
					BELT, LOOP, DIFFUSER.	2
					END OF FIGURE	

FIELD MAINTENANCE

FRESH AIR FLANGE

Fresh Air Flange - (CONTINUED)



B23P5200130

Figure 226. Fresh Air Flange.

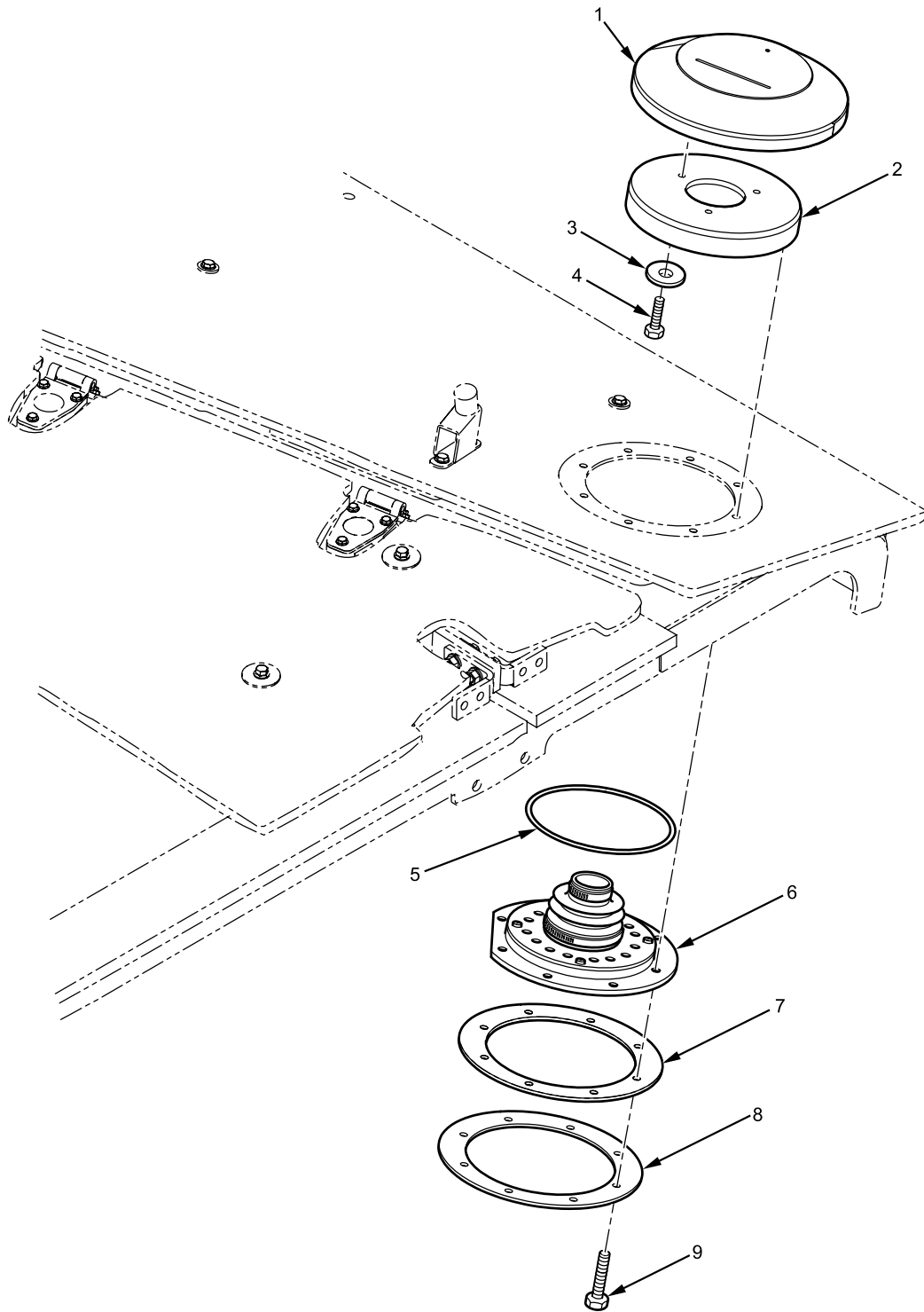
Fresh Air Flange - (CONTINUED)

(1) ITEM NO.	(2) SMR CODE	(3) NSN	(4) CAGEC	(5) PART NUMBER	(6) DESCRIPTION AND USABLE ON CODE (UOC)	(7) QTY
					GROUP 9110 COLLECTIVE PROTECTION EQUIPMENT	
					FIGURE Fresh Air Flange. 226	
1	PAFZZ				BOLT, FRESH AIR FLANGE	6
2	PAFZZ	2590-01-568-6357	62319	107578305C	FLANGE, FRESH AIR.....	1
3	PAFZZ	5340-01-587-3305	338X5	3693132C1L	PLATE, AIR INLET, OUTER.....	1
4	PAFZZ	5340-01-158-3304	338X5	3693131C1L	PLATE, AIR INLET, INNER.....	1
5	PAFZZ				NUT, FRESH AIR FLANGE.....	6
					END OF FIGURE	

FIELD MAINTENANCE

RELIEF VALVE

Relief Valve - (CONTINUED)



B23P5200122

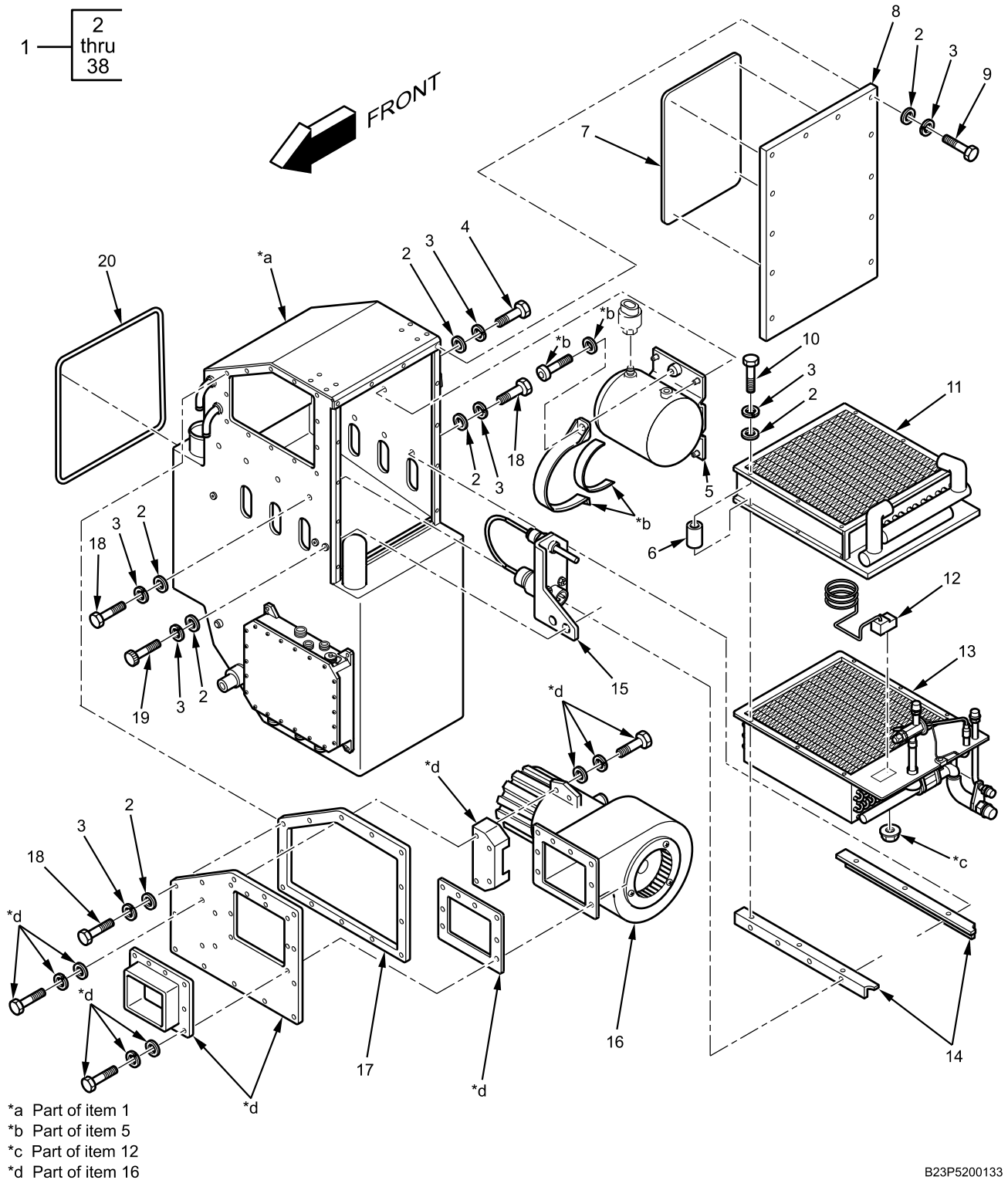
Figure 227. Relief Valve.

Relief Valve - (CONTINUED)

(1) ITEM NO.	(2) SMR CODE	(3) NSN	(4) CAGEC	(5) PART NUMBER	(6) DESCRIPTION AND USABLE ON CODE (UOC)	(7) QTY
					GROUP 9110 COLLECTIVE PROTECTION EQUIPMENT FIGURE Relief Valve. 227	
1	PAFZZ	2510-01-556-5713	535V1	0147010866-00	VALVE, WELD TOP	1
2	PAFZZ	2510-01-556-5716	535V1	0147010867-00	VALVE, WELD BOTTOM	1
3	PAFZZ	5310-01-556-6652	338X5	3113609C1L	WASHER.....	3
					5/16-IN.	
4	PAFZZ	5306-01-556-6474	0Y3H3	14057	BOLT, MACHINE	3
					5/16 - 18 X 1-1/4 IN.	
5	PCFZZ	5331-01-563-3270	62319	107578830C	O-RING	1
6	PAFZZ	4820-01-562-3447	62319	14943290C	VALVE, RELIEF.....	1
7	PAFZZ	4730-01-556-7361	535V1	0147010478-00	RETAINER, REAR	1
8	PAFZZ	4730-01-556-7355	535V1	0147010479-00	RETAINER, REAR VENT.....	1
9	PAFZZ	5306-01-556-6417	0Y3H3	14007	BOLT, MACHINE	8
					1/4 - 20 X 1-1/4 IN. END OF FIGURE	

FIELD MAINTENANCE

NUCLEAR BIOLOGICAL AND CHEMICAL (NBC) AND HEATING VENTILATING AND AIR CONDITIONING (HVAC) SYSTEM



B23P5200133

Figure 228. NBC and HVAC System (Sheet 1 of 2).

Nuclear Biological and Chemical (NBC) and Heating Ventilating and Air Conditioning (HVAC) System - (CONTINUED)

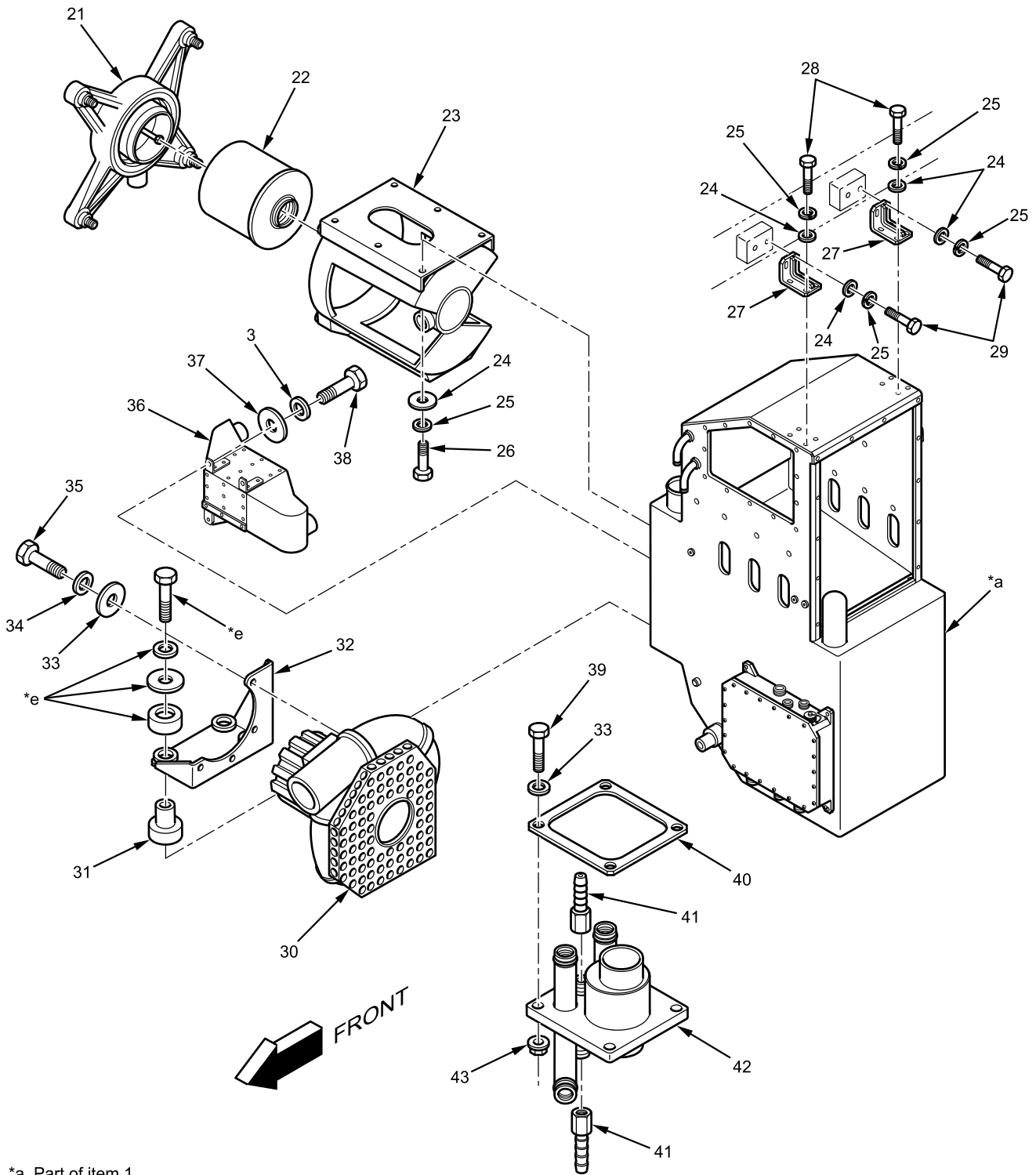


Figure 228. NBC and HVAC System (Sheet 2 of 2).

B23P5200132

Nuclear Biological and Chemical (NBC) and Heating Ventilating and Air Conditioning (HVAC) System - (CONTINUED)

(1) ITEM NO.	(2) SMR CODE	(3) NSN	(4) CAGEC	(5) PART NUMBER	(6) DESCRIPTION AND USABLE ON CODE (UOC)	(7) QTY
					GROUP 9111 GAS PARTICULATE FILTER UNITS FIGURE NBC and HVAC System 228	
1	PAFFF	2590-01-563-3181	62319	107577000C	LSS BOX ASSEMBLY.....	1
2	PAFZZ	5310-01-567-1388	338X5	934948R1	. WASHER, FLAT.....	35
3	PAFZZ	5310-01-556-6816	89346	933833R1	. WASHER, LOCK.....	40
					M6	
4	PAFZZ				. BOLT.....	4
					M5 X 18 MM	
5	PAFZZ	4130-01-563-3143	62319	106740080C	. ACCUMULATOR.....	1
6	PAFZZ				. SPACERS.....	6
					8.6 X 13 X 60 MM	
7	PAFZZ	2540-01-564-8316	62319	107577019C	. INSULATION.....	1
8	PAFZZ				. COVER, HOUSING UPPER.....	1
9	PAFZZ	5306-01-562-7681	89346	30360R1	. BOLT, FRONT COVER.....	4
					M6 X 20 MM	
10	PAFZZ				. BOLT.....	6
					M6 X 90 MM	
11	PAFZZ	4520-01-563-3213	62319	107577255C	. RADIATOR, VEHICULAR.....	1
12	PAFZZ	6685-01-563-3194	62319	107577832C	. THERMOSTAT.....	1
13	PAFZZ	4130-01-569-5854	62319	107577157C	. EVAPORATOR, MAIN.....	1
14	PAFZZ				. BRACKET, EVAPORATOR/HEATER, SIDE.....	2
15	PAFZZ	2990-01-569-5867	0FW39	107577065C	. SENSOR, RECIRCULATED AIR TEMPERATURE.....	1
16	PAFZZ	6105-01-563-3169	62319	107577415C	. BLOWER ASSEMBLY.....	1
17	PCFZZ	5330-01-563-3176	62319	107577417C	. GASKET, PANEL.....	1
18	PAFZZ		338X5	930880R1	. BOLT.....	21
19	PAFZZ	5305-01-567-0280	338X5	30290R1	. BOLT, RADIATOR BRACKET.....	2
20	PCFZZ	5331-01-563-3272	62319	107577461C	. O-RING.....	1
21	PAFZZ	5340-01-569-5496	62319	107577025C	. COVER, NBC FILTER.....	1
22	PAFZZ	2940-01-562-3592	62319	104036902C	. FILTER, NBC.....	1
23	PAFZZ	2940-01-569-5581	62319	107577045C	. HOUSING, NBC FILTER.....	1
24	PAFZZ	5310-01-556-5514	338X5	30326R1	. WASHER, FLAT.....	18
					M8	
25	PAFZZ	5310-01-556-6818	89346	934309R1	. WASHER, LOCK.....	18
					M8	
26	PAFZZ		89346	30718R1	. BOLT.....	6
					M8 X 20 MM	
27	PAFZZ	5340-01-568-6130	62319	107578130C	. BRACKET.....	2
28	PAFZZ				. BOLT, TOP LSS BRACKET.....	8
29	PAFZZ				. BOLT, TOP LSS BRACKET.....	4
30	PAFFF	6105-01-562-3922	338X5	3113360C91L	. BLOWER, MAIN.....	1
31	PCFZZ	5340-01-564-7567	62319	107577835C	. ABSORBER, SET SHOCK.....	4
32	PAFZZ	5340-01-562-3455	62319	106093810C	. SUPPORT, BLOWER.....	1

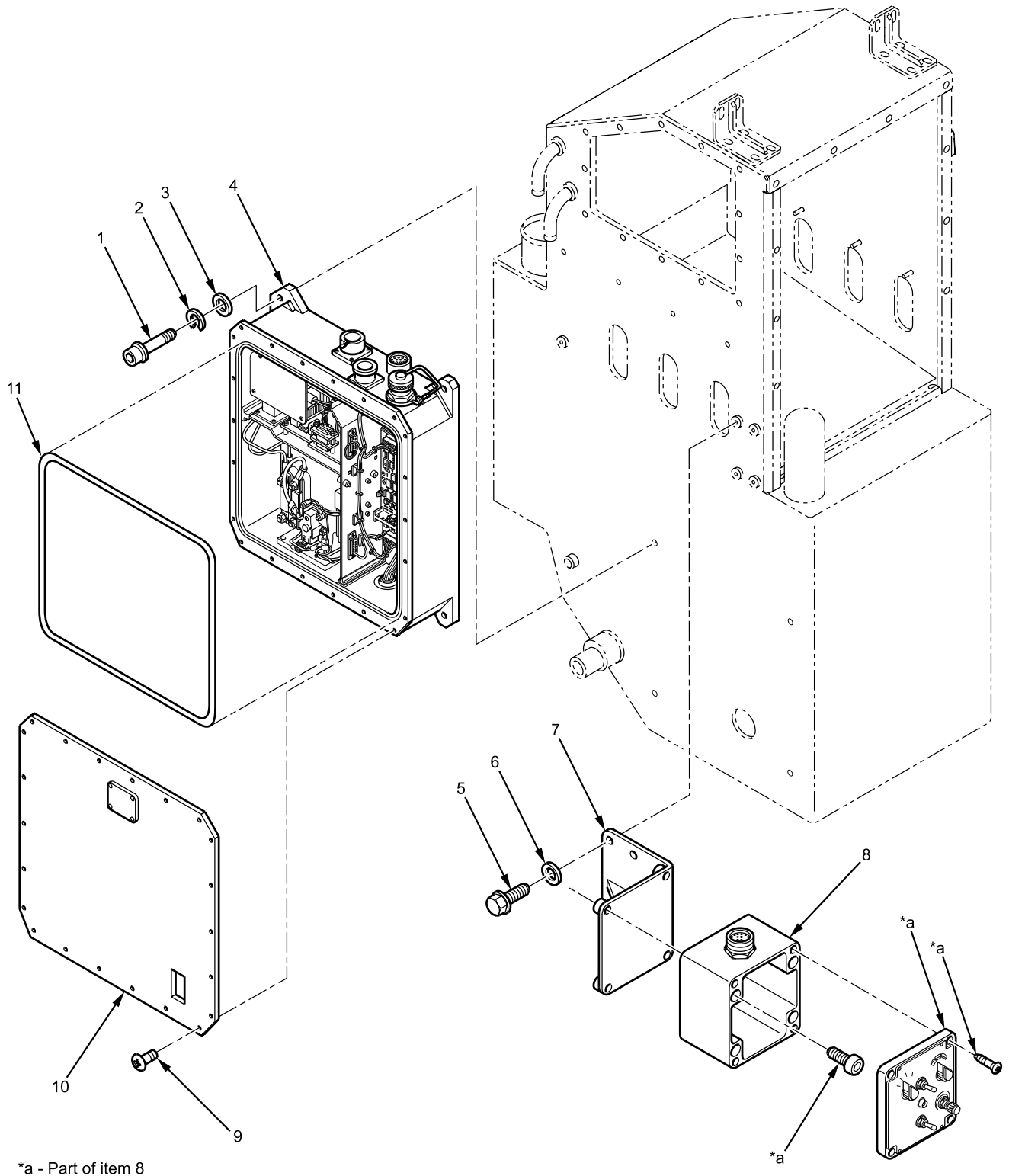
Nuclear Biological and Chemical (NBC) and Heating Ventilating and Air Conditioning (HVAC) System - (CONTINUED)

(1) ITEM NO.	(2) SMR CODE	(3) NSN	(4) CAGEC	(5) PART NUMBER	(6) DESCRIPTION AND USABLE ON CODE (UOC)	(7) QTY
33	PAFZZ	5310-01-556-5513	338X5	30325R1	. WASHER..... M6	4
34	PAFZZ	5310-01-244-8945	29510	120380	. WASHER, LOCK..... 1/4-IN.	4
35	PAFZZ		9R076	FULX8425	. BOLT 1/4-IN.	4
36	PAFZZ	4130-01-563-3147	62319	107577810C	. SEPARATOR, PARTICLE	1
37	PAFZZ		338X5	120386	. WASHER, FLAT	3
38	PAFZZ	5306-01-556-6814	0Y3H3	40651	. BOLT M6 X 14 MM	3
39	PAFZZ		338X5	452983001	BOLT 1/4 - 20 X 1-1/4 IN.	4
40	PAFZZ	5330-01-564-8346	62319	107570082C	PAD, PENETRATION PLATE.....	1
41	PCFZZ	4730-01-564-7536	62319	107578837C	BARB, HOSE	2
42	PAFZZ	5340-01-563-3252	62319	107570075C	PENETRATION PLATE.....	1
43	PAFZZ	5310-01-555-4987	338X5	3821116C1	NUT, LOCK	4
END OF FIGURE						

FIELD MAINTENANCE

**LIFE SUPPORT SYSTEM (LSS) HEATING VENTILATING AND AIR CONDITIONING (HVAC) CLIMATE
CONTROL UNIT (CCU) AND OPERATING PANEL**

Life Support System (LSS) Heating Ventilating and Air Conditioning (HVAC) Climate Control Unit (CCU) and Operating Panel - (CONTINUED)



*a - Part of item 8

B23P0600137

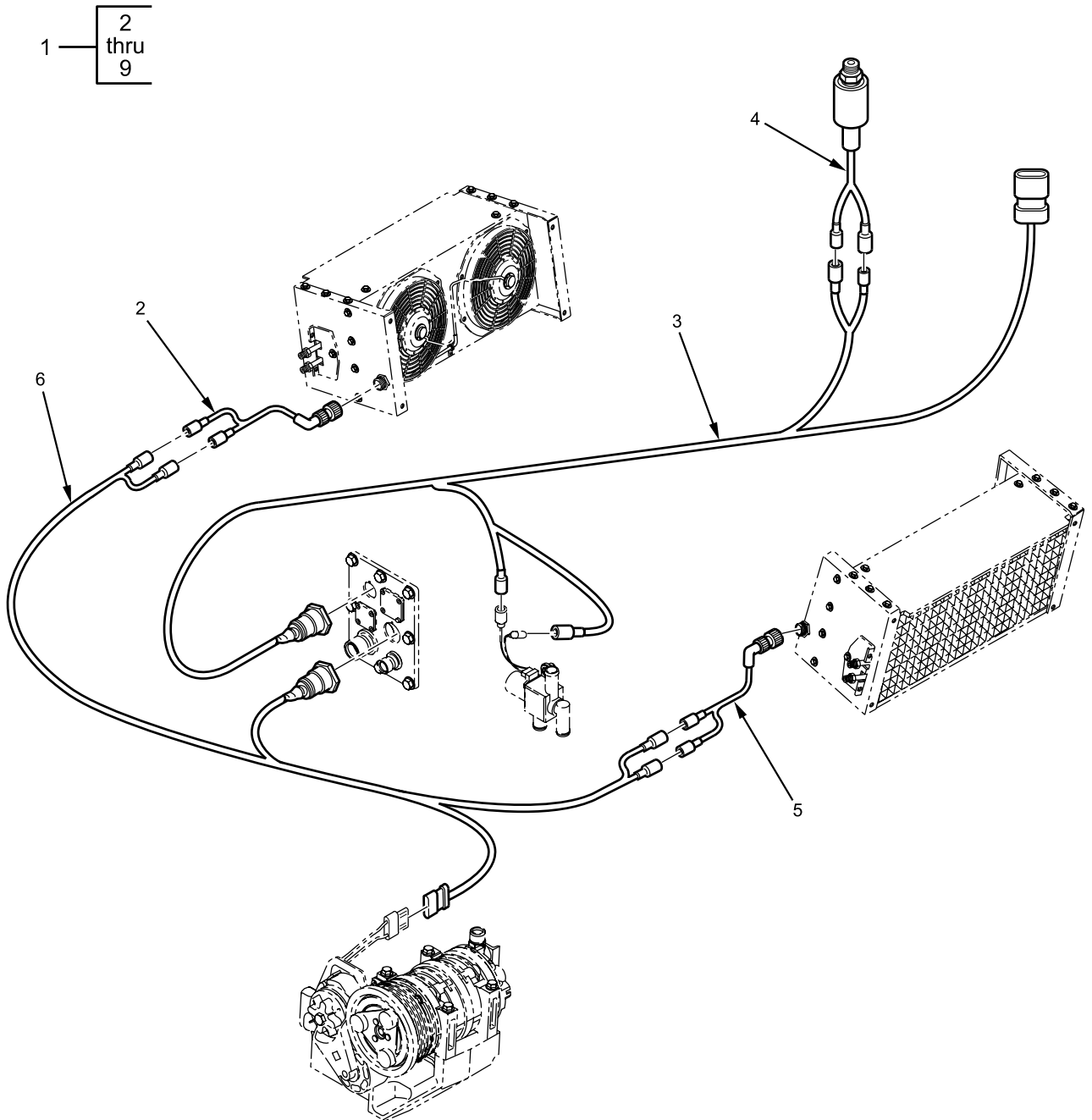
Figure 229. LSS HVAC CCU and Operating Panel.

Life Support System (LSS) Heating Ventilating and Air Conditioning (HVAC) Climate Control Unit (CCU) and Operating Panel - (CONTINUED)

(1) ITEM NO.	(2) SMR CODE	(3) NSN	(4) CAGEC	(5) PART NUMBER	(6) DESCRIPTION AND USABLE ON CODE (UOC)	(7) QTY
					GROUP 9112 CONTROL SYSTEMS FIGURE LSS HVAC CCU and 229 Operating Panel.	
1	PAFZZ		338X5	30994R1	BOLT, CCU HOUSING	4
2	PAFZZ	5310-01-556-6816	89346	933833R1	WASHER, LOCK	4
					M6	
3	PAFZZ	5310-01-567-1388	338X5	934948R1	WASHER, FLAT	4
4	PAFZZ	6110-01-565-6245	62319	107574700C	CCU BOX	1
5	PAFZZ		338X5	22866R1	BOLT, BRACKET	4
6	PAFZZ	5310-01-244-8945	338X5	120380AS	WASHER, LOCK	4
					1/4-IN.	
7	PAFZZ	5340-01-564-7478	62319	107578205C	FLANGE, WELDING	1
8	PAFZZ	6210-01-563-3236	62319	107578210C	OPERATING PANEL ASSEMBLY	1
9	PAFZZ		62319	30940R1	BOLT, CCU COVER	22
10	PAFZZ		62319		COVER, CCU BOX	1
11	PCFZZ	5330-01-563-3170	62319	107578838C	O-RING, CCU BOX	1
					END OF FIGURE	

FIELD MAINTENANCE

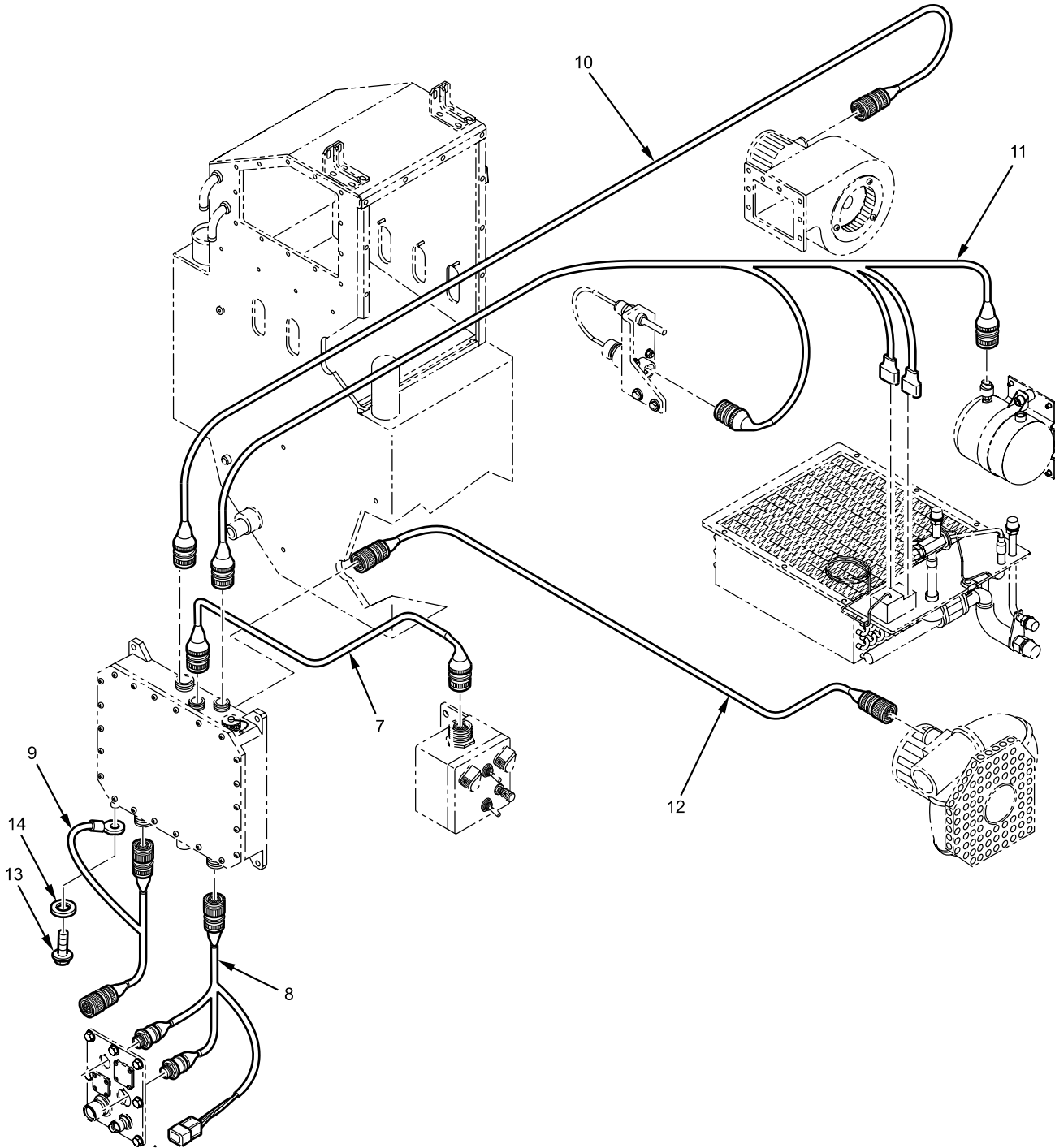
LIFE SUPPORT SYSTEM (LSS) HEATING VENTILATING AND AIR CONDITIONING (HVAC) ELECTRICAL HARNESS



B23P9100159

Figure 230. LSS HVAC Electrical Harness (Sheet 1 of 2).

Life Support System (LSS) Heating Ventilating and Air Conditioning (HVAC) Electrical Harness - (CONTINUED)



B23P9100191

Figure 230. LSS HVAC Electrical Harness (Sheet 2 of 2).

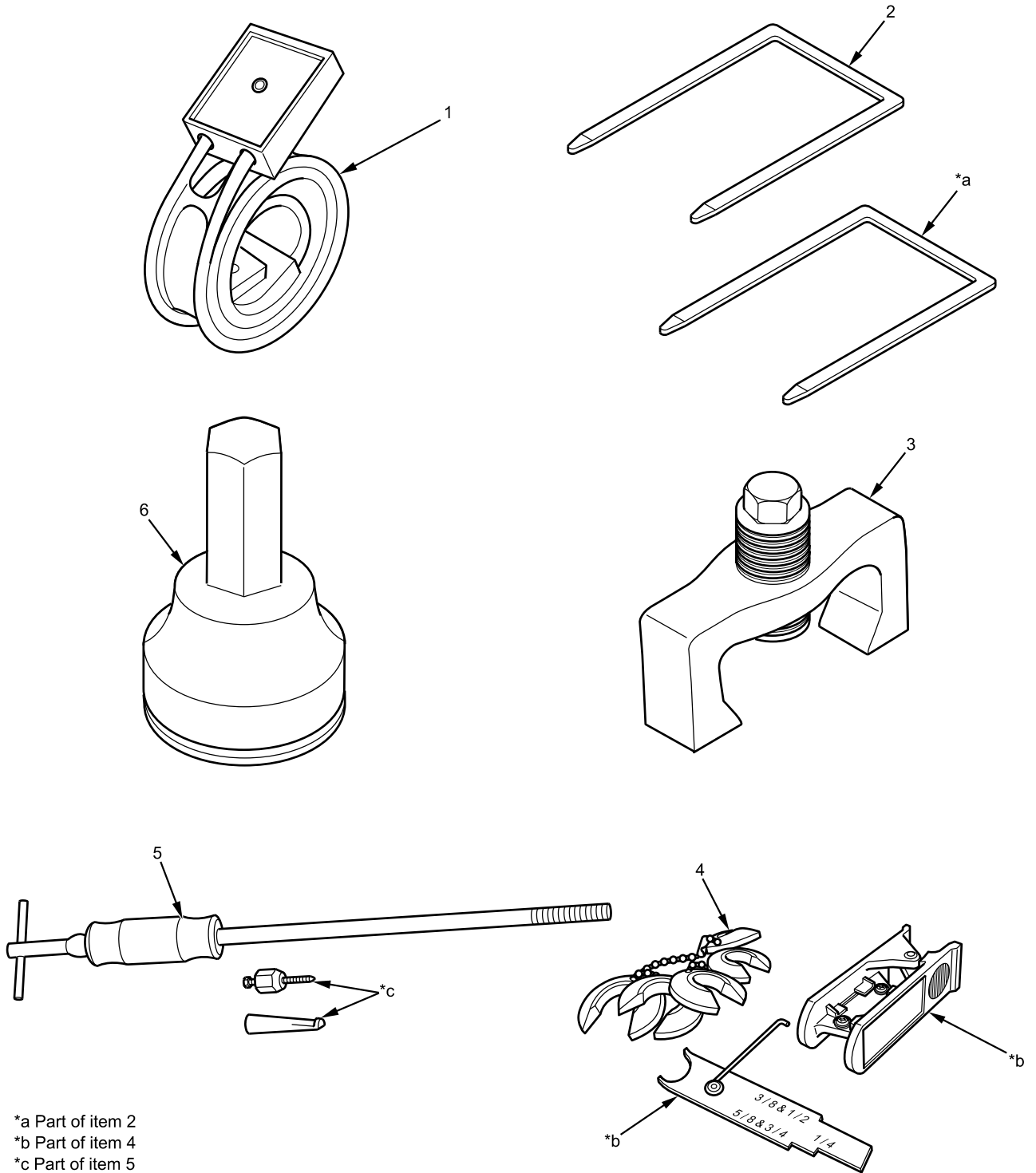
(1) ITEM NO.	(2) SMR CODE	(3) NSN	(4) CAGEC	(5) PART NUMBER	(6) DESCRIPTION AND USABLE ON CODE (UOC)	(7) QTY
					GROUP 9112 CONTROL SYSTEMS	

Life Support System (LSS) Heating Ventilating and Air Conditioning (HVAC) Electrical Harness - (CONTINUED)

(1) ITEM NO.	(2) SMR CODE	(3) NSN	(4) CAGEC	(5) PART NUMBER	(6) DESCRIPTION AND USABLE ON CODE (UOC)	(7) QTY
					FIGURE LSS HVAC Electrical Harness 230	
1	PAFFF	5999-01-563-3235	62319	107574060C	KIT, HARNESS.....	1
2	PAFZZ	6150-01-563-3199	62319	107574058C	. HARNESS, RIGHT CONDENSER.....	1
3	PAFZZ	6150-01-563-3211	62319	107574041C	. HARNESS, AC, ENGINE	1
4	PAFZZ	5930-01-562-3426	62319	107574061C	. LOW PRESSURE SWITCH	1
5	PAFZZ	6150-01-563-3191	62319	107574059C	. HARNESS, LEFT CONDENSER	1
6	PAFZZ	6150-01-563-3208	62319	107574057C	. HARNESS, CONTROL II	1
7	PAFZZ	6150-01-563-3225	62319	107574050C	. HARNESS, OPERATING PANEL	1
8	PAFZZ	6150-01-563-3186	338X5	3113349C91L	. HARNESS, AC SECTION.....	1
9	PAFZZ	6150-01-568-5807	62319	107574052C	. HARNESS, CCU POWER.....	1
10	PAFZZ	6150-01-563-3215	338X5	3113350C91L	HARNESS, FA BLOWER.....	1
11	PAFZZ	6150-01-563-3205	62319	107574051C	HARNESS, CONTROL INPUT.....	1
12	PAFZZ	6150-01-563-3206	338X5	3113348C91L	HARNESS, RA BLOWER	1
13	PAFZZ				BOLT, CCU GROUND.....	1
14	PAFZZ				WASHER, CCU GROUND.....	1
					END OF FIGURE	

FIELD MAINTENANCE

SPECIAL TOOLS



B23P0300222

Figure 231. Special Tools (Sheet 1 of 6).

Special Tools - (CONTINUED)

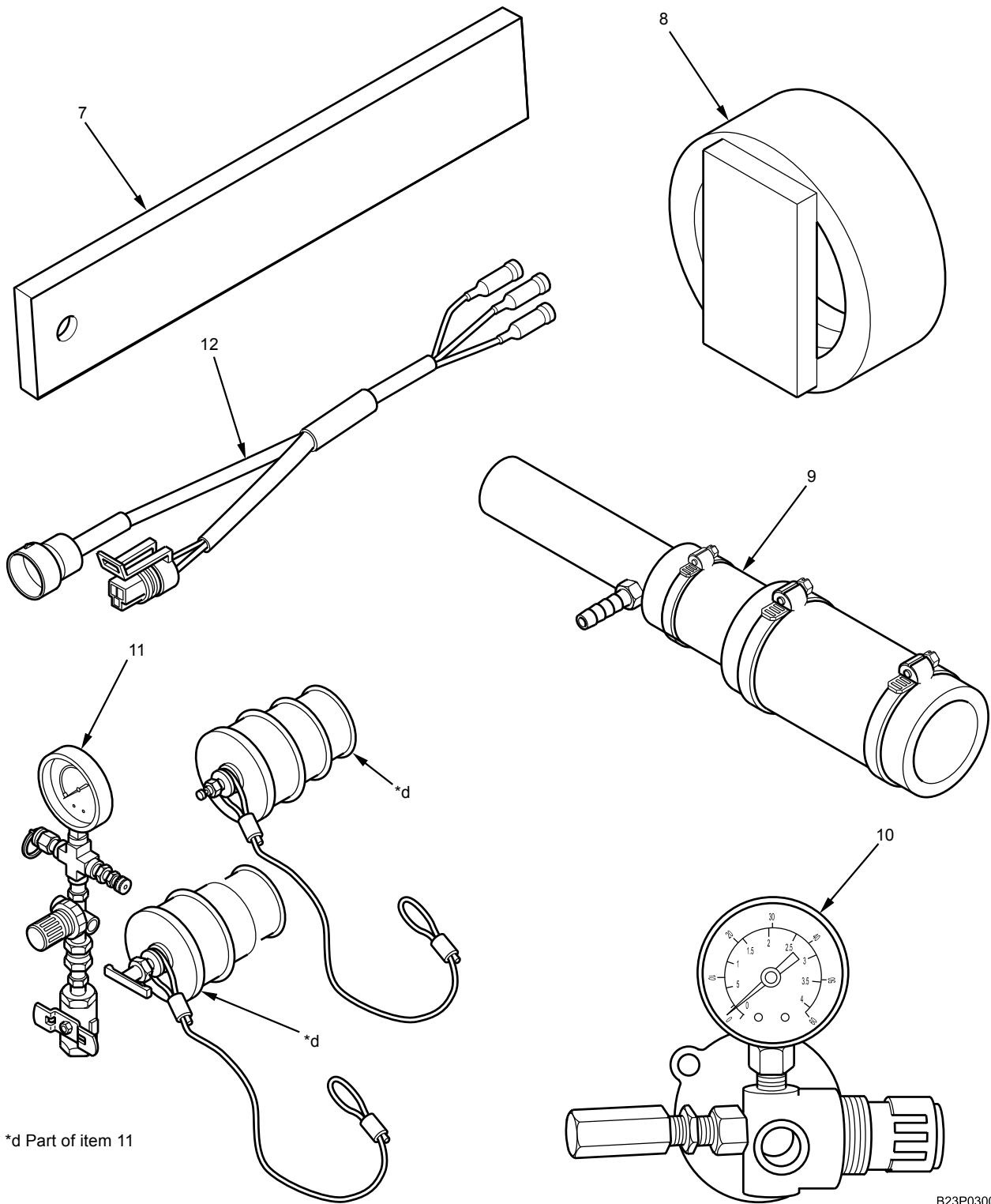
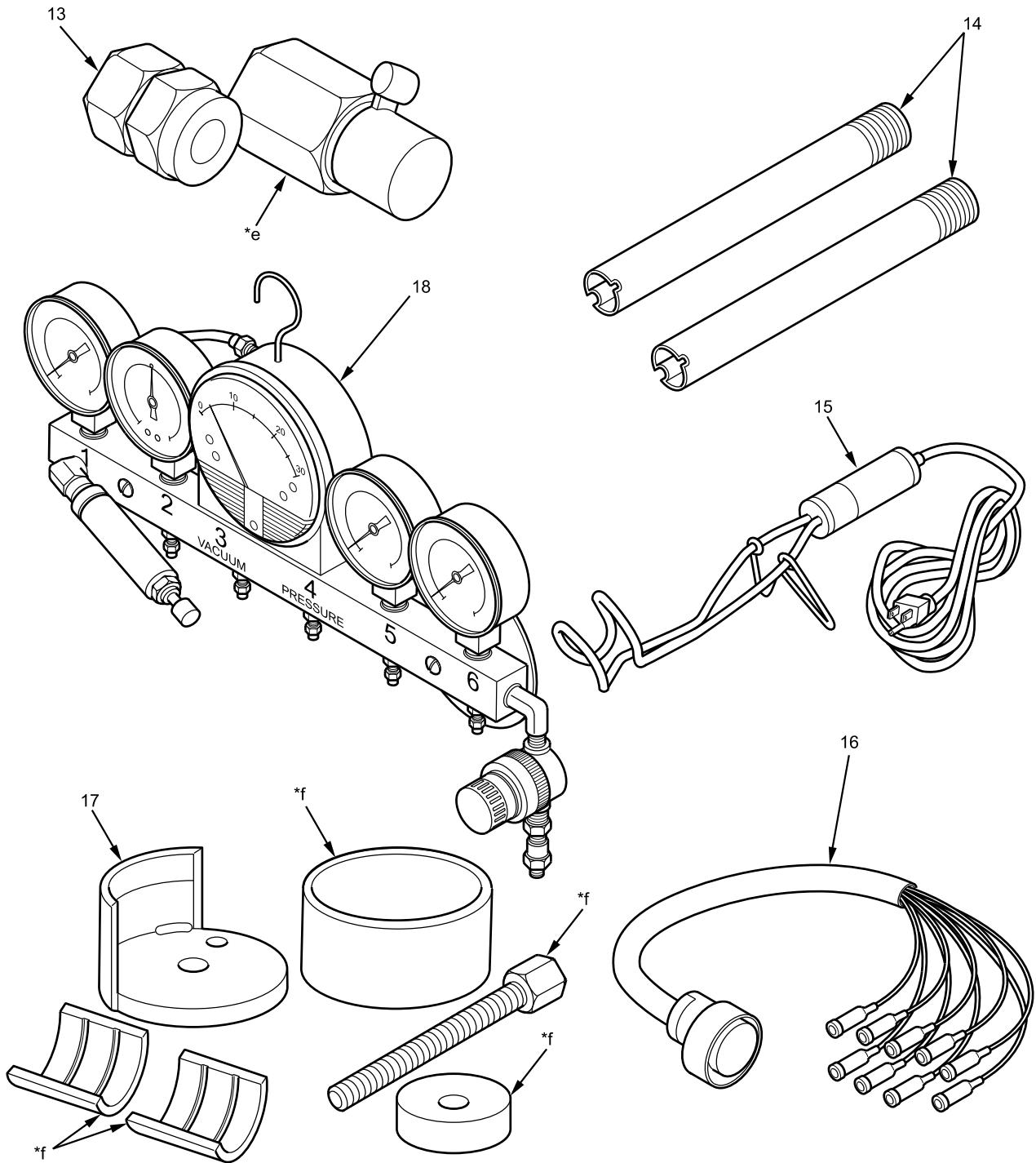


Figure 231. Special Tools (Sheet 2 of 6).

Special Tools - (CONTINUED)

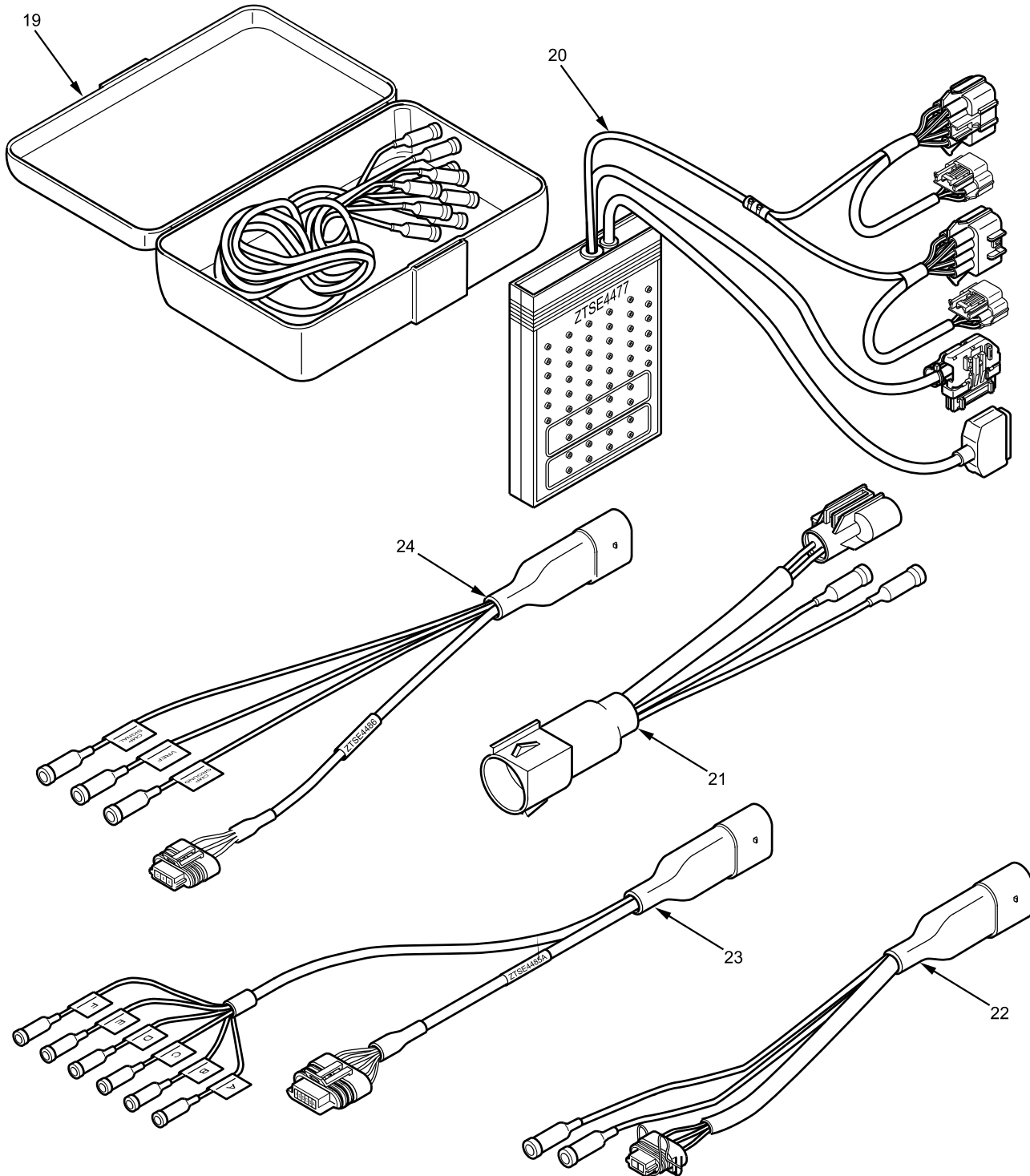


*e Part of item 13
*f Part of item 17

B23P0300224

Special Tools - (CONTINUED)

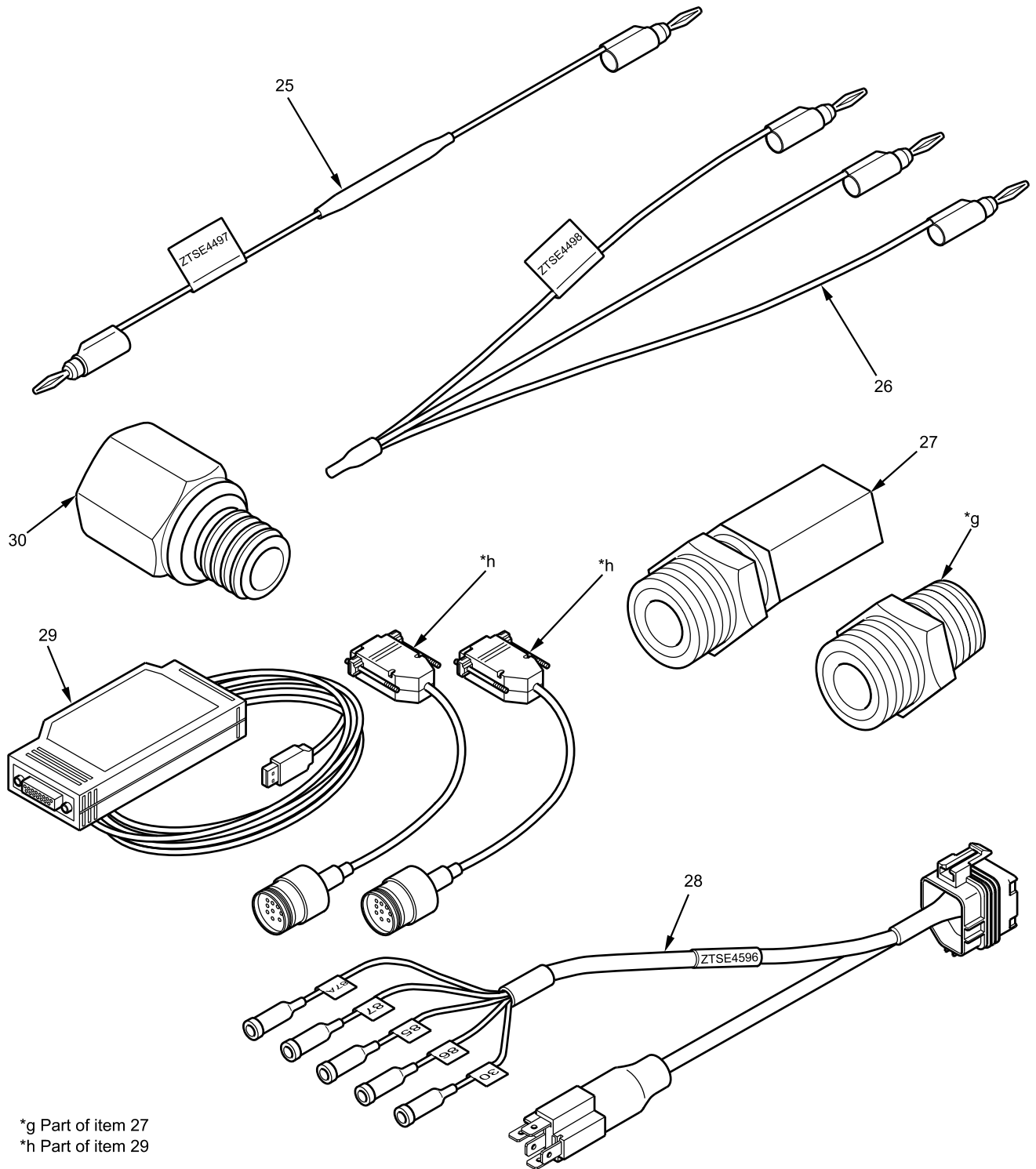
Figure 231. Special Tools (Sheet 3 of 6).



B23P0300220

Figure 231. Special Tools (Sheet 4 of 6).

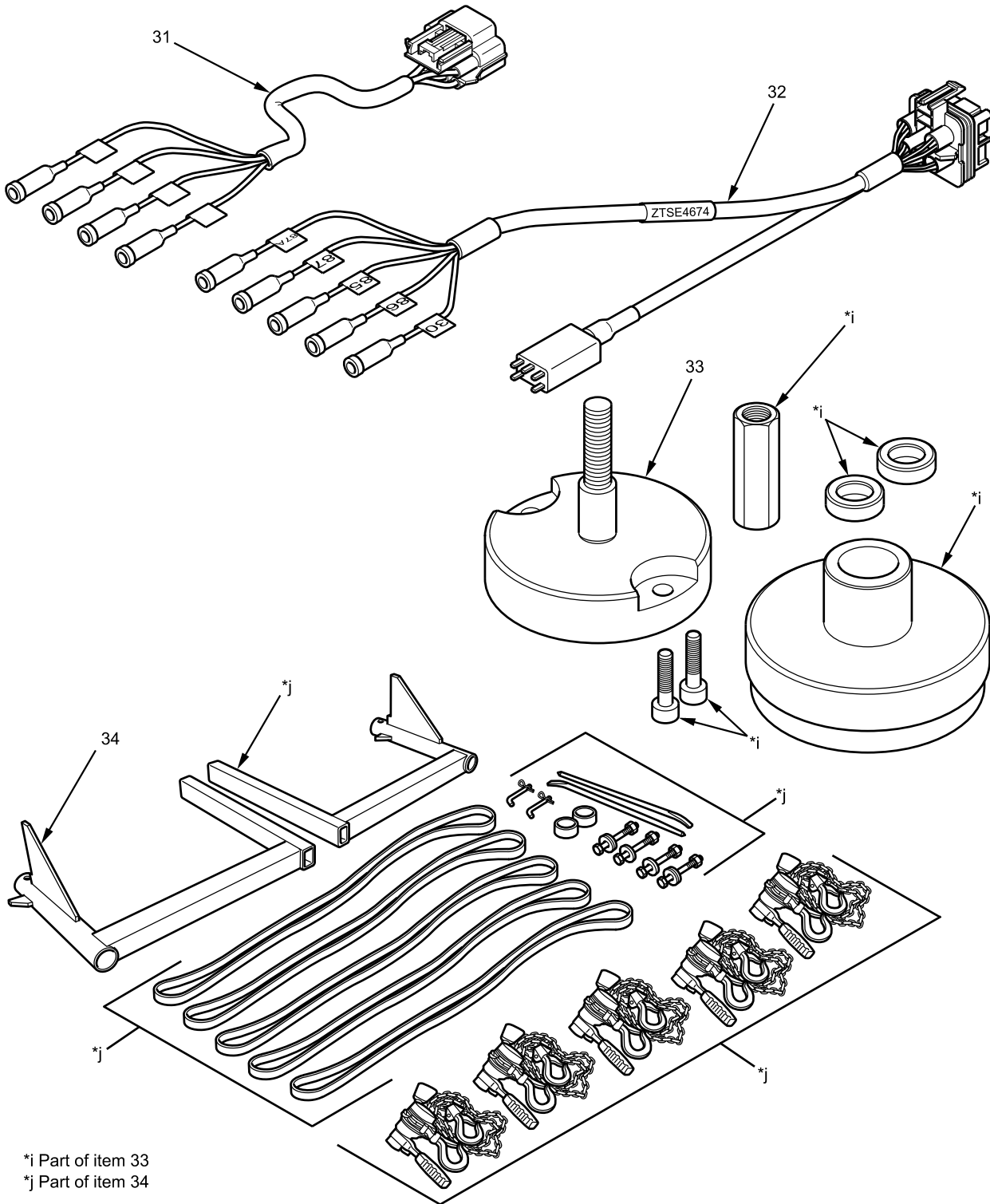
Special Tools - (CONTINUED)



*g Part of item 27
*h Part of item 29

Special Tools - (CONTINUED)

Figure 231. Special Tools (Sheet 5 of 6).



*i Part of item 33
*j Part of item 34

B23P0300219

Figure 231. Special Tools (Sheet 6 of 6).

Special Tools - (CONTINUED)

(1) ITEM NO.	(2) SMR CODE	(3) NSN	(4) CAGEC	(5) PART NUMBER	(6) DESCRIPTION AND USABLE ON CODE (UOC)	(7) QTY
					GROUP 2604 SPECIAL TOOLS FIGURE Special Tools 231	
1	PAFZZ	6685-00-857-4895	85274	1211-60	MANOMETER, SLACK TUBE (BOI: AUTH PER # VEHICLES).....	
2	PAFZZ	4910-01-573-0792	338X5	2504954C1	TOOL, DIN REMOVAL (BOI: AUTH PER # VEHICLES)	
3	PAFZZ	5120-01-578-6906	78222	3591842K	PULLER, PITMAN ARM (BOI: AUTH PER # VEHICLES)	
4	PAFZZ	2590-01-568-6384	338X5	991843C91	KIT, CONNECT TOOL (BOI: AUTH PER # VEHICLES)	
5	PAFZZ	4910-01-557-0175	1EFH8	1001094	SET, SLIDE HAMMER (BOI: AUTH PER # VEHICLES)	
6	PAFZZ	5210-01-437-3788	55719	LAW124E	ATTACHMENT, SCREW DRIVER, SOCKET WRENCH (BOI: AUTH PER # VEHICLES).....	
					3/4-IN.	
7	PAFZZ	5210-00-264-6400	81349	MIL-S-15769	STRAIGHTEDGE (BOI: AUTH PER # VEHICLES).....	
8	PAFZZ	4940-01-573-0105	45225	ZTSE3004B	INSTALLER, WEAR SLEEVE, CRANKSHAFT (BOI: AUTH PER # VEHICLES).....	
9	PAFZZ	4940-01-573-0113	45225	ZTSE4039	BREATHER, CRANKSHAFT (BOI: AUTH PER # VEHICLES).....	
10	PAFZZ	4910-01-583-5562	45225	ZTSE4289A	KIT, PRESSURE TEST, CYLINDER HEAD (BOI: AUTH PER # VEHICLES) ...	
11	PAFZZ	4940-01-573-0128	45225	ZTSE4341	TESTER, CHARGE AIR COOLER LEAKAGE (BOI: AUTH PER # VEHICLES).....	
12	PAFZZ	5935-01-568-6297	45225	ZTSE4347	TEE, SENSOR, BREAKOUT (BOI: AUTH PER # VEHICLES).....	
13	PAFZZ	4920-01-568-6355	338X5	ZTSE4359	ADAPTOR, ICP (BOI: AUTH PER # VEHICLES).....	
14	PAFZZ	4910-01-583-5333	45225	ZTSE4375	SET, STUD GUIDE (BOI: AUTH PER # VEHICLES).....	
15	PAFZZ	4940-01-568-5859	338X5	ZTSE4384	DAMPER, HEATER (BOI: AUTH PER # VEHICLES).....	
16	PAFZZ	6150-01-568-5804	338X5	ZTSE4401	HARNES, INTERFACE (BOI: AUTH PER # VEHICLES)	
17	PAFZZ	4910-01-583-5760	45225	ZTSE4404	REMOVER, WEAR SLEEVE (BOI: AUTH PER # VEHICLES).....	
18	PAFZZ	2590-01-568-6524	45225	ZTSE4409	KIT, PRESSURE TEST (BOI: AUTH PER # VEHICLES)	
19	PAFZZ	6625-01-581-2453	30US2	ZTSE4435C	KIT, TERMINAL TEST (BOI: AUTH PER # VEHICLES)	
20	PAFZZ	4940-01-573-0141	338X5	ZTSE4477	BREAKOUT BOX, ESC (BOI: AUTH PER # VEHICLES)	
21	PAFZZ	4940-01-573-0147	45225	ZTSE4483	TEE, BREAKOUT, 2-WAY (BOI: AUTH PER # VEHICLES)	
22	PAFZZ	4940-01-573-0150	45225	ZTSE4484	TEE, IPR, BREAKOUT (BOI: AUTH PER # VEHICLES)	
23	PAFZZ	4940-01-573-0152	45225	ZTSE4485	TEE, APS/IVS BREAKOUT (BOI: AUTH PER # VEHICLES).....	

Special Tools - (CONTINUED)

(1) ITEM NO.	(2) SMR CODE	(3) NSN	(4) CAGEC	(5) PART NUMBER	(6) DESCRIPTION AND USABLE ON CODE (UOC)	(7) QTY
24	PAFZZ	4940-01-573-0154	45225	ZTSE4486	TEE, BREAKOUT (BOI: AUTH PER # VEHICLES).....	
25	PAFZZ	4940-01-573-0921	45225	ZTSE4497	HARNES, RESISTOR (BOI: AUTH PER # VEHICLES)	
26	PAFZZ	4940-01-573-0178	45225	ZTSE4498	500 OHM HARNES, BANANA PLUG (BOI: AUTH PER # VEHICLES).....	
27	PAFZZ	4730-01-573-0280	45225	ZTSE4594	TEE, ADAPTER, INJECTION CONTROL PRESSURE (BOI: AUTH PER # VEHICLES)	
28	PAFZZ	4940-01-573-0843	45225	ZTSE4596	HARNES, RELAY BREAKOUT (BOI: AUTH PER # VEHICLES).....	
29	PAFZZ	4940-01-573-0862	45225	ZTSE4632-USB	CABLE, 1C4 INTERFACE (BOI: AUTH PER # VEHICLES)	
30	PAFZZ	4940-01-573-0902	45225	ZTSE4655	KIT, PLUG, INJECTION CONTROL PRESSURE (BOI: AUTH PER # VEHICLES).....	
31	PAFZZ	6150-01-573-0478	45225	ZTSE4662	HARNES, SENSOR BREAKOUT, INJECTION CONTROL PRESSURE (BOI: AUTH PER # VEHICLES)	
32	PAFZZ	6150-01-573-0488	45225	ZTSE4674	HARNES, ECM RELAY BREAKOUT (BOI: AUTH PER # VEHICLES)	
33	PAFZZ	4910-01-583-2100	45225	ZTSE4749	INSTALLER, WEAR SLEEVE AND REAR OIL SEAL (BOI: AUTH PER # VEHICLES).....	
34	PAFZZ	4940-01-573-0094	45225	ZTSE4903	TOOL, BELLY PAN (BOI: AUTH PER # VEHICLES).....	
					END OF FIGURE	

**FIELD MAINTENANCE
BULK ITEMS LIST**

(1) ITEM NO.	(2) SMR CODE	(3) NSN	(4) CAGEC	(5) PART NUMBER	(6) DESCRIPTION AND USABLE ON CODE (UOC)	(7) QTY
					GROUP 9501 BULK MATERIAL FIG BULK	
1	PAFZZ	6150-01-568-5976	338X5	442498C1	CABLE AND CONDUIT ASSEMBLY, ELECTRICAL; CONDUIT, CONVOLUTED, 3/8-IN. ID X 50-FT.	1
2	PAFZZ	6150-01-556-6574	338X5	450017C1	CABLE AND CONDUIT ASSEMBLY, ELECTRICAL; CONDUIT, CONVOLUTED, 1-IN. ID X 50-FT.	1
3	PCFZZ	9390-01-587-3258	338X5	2645520R1	CHANNEL, NONMETALLIC; MOLDING, TRIM, 1/4-IN. GAP	1
4	PCFZZ	9390-01-587-4624	338X5	3692802C1	CHANNEL, NONMETALLIC; INSERT, VINYL, WIRE REINFORCED, 1/2-IN. GAP	1
5	PAFZZ	6145-01-556-5464	338X5	2644081R1	CONDUIT ASSEMBLY, NONMETALLIC, ELECTRICAL; CONDUIT, CONVOLUTED, 1-1/2-IN. ID X 50-FT.	1
6	PAFZZ	5975-01-556-6572	338X5	449632C1	CONDUIT ASSEMBLY, NONMETALLIC, ELECTRICAL; CONDUIT, CONVOLUTED, 1/2-IN. ID X 50-FT.	1
7	PAFZZ	5340-01-556-5462	338X5	2643669R1	CONDUIT, NONMETALLIC, FLEXIBLE; CONDUIT, CONVOLUTED, 2-IN. ID X 50-FT.	1
8	PAFZZ	5975-01-556-5465	338X5	2644094R1	CONDUIT, NONMETALLIC, FLEXIBLE; CONDUIT, CONVOLUTED, 1/4-IN. ID X 50-FT.	1
9	PAFZZ	5975-01-556-6189	338X5	3577746C1	CONDUIT, NONMETALLIC, FLEXIBLE; SLEEVE, HOSE INSULATOR, 3/4-IN. ID X 10-FT.	1
10	PAFZZ	5975-01-556-6719	338X5	584067C1	CONDUIT, NONMETALLIC, FLEXIBLE; CONDUIT, CONVOLUTED, 1-1/4-IN. ID X 50-FT.	1
11	PAFZZ	4730-01-513-4407	338X5	2000310C1	GUARD, HOSE-TUBING; SLEEVE, HOSE INSULATOR, 1-1/4-IN. ID X 25-FT.	1
12	PCFZZ	4720-01-568-5983	338X5	2605751C1	HOSE, NONMETALLIC; FUEL FIRED HEATER FEED, 1/2-IN. ID X 50-FT.	1
13	PCFZZ	4720-01-556-4697	338X5	375054C2	HOSE, NONMETALLIC; FUEL AND OIL RESISTANT, 1/2-IN. ID X 50-FT.	1
14	PCFZZ		338X5	92713800	HOSE, NONMETALLIC; HOSE, WINDSHIELD WASHER, 5/32-IN. ID X 50-FT.	1
15	PCFZZ	4720-01-269-4725	338X5	L2643486	HOSE, NONMETALLIC; HOSE, COOLANT, 3/4-IN. ID X 50-FT.	1
16	PCFZZ	4720-01-536-6148	89346	L2643493	HOSE, NONMETALLIC; HOSE, COOLANT, 1-IN. ID X 50-FT.	1
17	PCFZZ	4720-01-536-6157	89346	L2643504	HOSE, NONMETALLIC; HOSE, COOLANT, 3/8-IN. ID X 50-FT.	1
18	PCFZZ	4720-01-556-4812	338X5	L2643505	HOSE, NONMETALLIC; COOLANT HOSE, 1/2-IN. ID X 50-FT.	1
19	PCFZZ	4720-01-038-7344	89346	L2643544	HOSE, NONMETALLIC; FUEL AND OIL RESISTANT, 5/16-IN. ID X 50-FT.	1
20	PCFZZ	4720-01-065-0809	338X5	L2643545	HOSE, NONMETALLIC; FUEL AND OIL RESISTANT, 3/8-IN. ID X 50-FT.	1

**FIELD MAINTENANCE
BULK ITEMS LIST**

(1) ITEM NO.	(2) SMR CODE	(3) NSN	(4) CAGEC	(5) PART NUMBER	(6) DESCRIPTION AND USABLE ON CODE (UOC)	(7) QTY
21	PCFZZ	4720-01-372-1516	338X5	L2643546	HOSE, NONMETALLIC; FUEL AND OIL RESISTANT, 1/2-IN. ID X 50-FT.	1
22	PCFZZ	4720-01-556-4816	338X5	L2643623	HOSE, NONMETALLIC; FUEL AND OIL RESISTANT, 1-IN. ID X 50-FT.	1
23	PAFZZ	5999-01-556-4707	81851	15210029168	INSULATOR, HEAT SINK; SLEEVE, HOSE INSULATOR, 28.58-MM ID X 25-FT.	1
24	PAFZZ	5995-01-556-6338	338X5	375048C1	LOOM, CONDUIT; METALLIC, 7/8-IN. ID X 17-FT.	1
25	PAFZZ	2590-01-568-6386	338X5	2645001R1	LOOM, HOSE INSULATOR; INSULATOR, HOSE, 1-1/2-IN. ID X 25-FT.	1
26	PCFZZ		338X5	3701693C1	SEAL, FOAM, BUTYL COATED; 3/8-IN. OD.....	1
27	PCFZZ	5330-01-567-0637	338X5	3693128C1	SEAL, NONMETALLIC, SPECIAL SHAPED SECTION; TAPE, TRIM, FOAM, 5-MM X 20-MM X 50-FT.	1
28	PCFZZ	5325-01-568-7351	338X5	3835432C1	SEAL, NONMETALLIC, SPECIAL SHAPED SECTION; 164-FT.	1
29	PCFZZ	5330-01-568-6062	338X5	3823241C1	SEAL, NONMETALLIC STRIP; HOOD SEAL, 2050-MM.....	1
30	XDFZZ		338X5	1660197C1	TAPE, SEALING; DOUBLE-SIDED ADHESIVE, 1/8-IN. THICK X 1/2-IN. WIDE	1
31	PAFZZ	4710-01-065-6313	338X5	995509R2	TUBE, METALLIC; COPPER, 5/8-IN. OD X 50-FT.	1
32	PAFZZ	4720-01-556-5892	81851	1553001616S	TUBING, NONMETALLIC; SLEEVE, HOSE INSULATOR, 5/8-IN. ID X 25-FT.....	1
33	PCFZZ	4720-01-556-4698	338X5	375055C2	TUBING, NONMETALLIC; HOSE, FLEX AIR, 5/8-IN. ID X 50-FT.	1
34	PAFZZ	4720-01-556-6545	89346	417195C3	TUBING, NONMETALLIC; NYLON, BLACK, 1/8-IN. OD X 50-FT.	1
35	PAFZZ	4720-00-845-7189	338X5	417196C3	TUBING, NONMETALLIC; NYLON, BLACK, 1/4-IN. OD X 50-FT.	1
36	PAFZZ	4720-01-556-7114	338X5	417199C3	TUBING, NONMETALLIC; NYLON, BLACK, 3/8-IN. OD X 50-FT.	1
37	PAFZZ	4720-01-513-0088	338X5	417200C3	TUBING, NONMETALLIC; NYLON, BLACK, 1/2-IN. OD X 50-FT.	1
38	PAFZZ	4720-01-556-7118	89346	417201C3	TUBING, NONMETALLIC; NYLON, BLACK, 5/8-IN. OD X 50-FT.	1
39	PAFZZ	4720-01-347-7388	89346	417202C3	TUBING, NONMETALLIC; NYLON, BLACK, 3/4-IN. OD X 50-FT.	1
40	PAFZZ	4720-01-479-3975	77060	R-65716	TUBING, NONMETALLIC; CONDUIT, CONVOLUTED, 7/8-IN. ID X 50-FT.	1
41	PAFZZ	4720-01-421-9723	77060	R-68235	TUBING, NONMETALLIC; CONDUIT, CONVOLUTED, 3/8-IN. ID X 50-FT.	1
42	PAFZZ	4720-01-421-9712	77060	R-68529	TUBING, NONMETALLIC; CONDUIT, CONVOLUTED, 1-IN. ID X 50-FT.	1

END OF FIGURE

FIELD MAINTENANCE
NATIONAL STOCK NUMBER INDEX

STOCK NUMBER	FIG.	ITEM	STOCK NUMBER	FIG.	ITEM
5315-00-010-3389	117	16	5975-00-281-0056	89	6
5310-00-011-6121	40	2		89	11
5315-00-011-9206	158	9	5325-00-281-6623	107	23
5315-00-011-9466	158	14	4730-00-287-4852	122	9
5310-00-012-0390	97	2	5975-00-296-9437	54	4
5310-00-013-8572	115	5	3120-00-322-6430	107	7
4730-00-014-4027	114	19	4730-00-405-6784	121	5
5325-00-014-4229	88	3	5310-00-407-9566	75	2
5305-00-018-0124	187	3		207	2
4730-00-044-4688	120	18	2530-00-408-9227	125	6
4730-00-044-4698	20	9	5340-00-421-5015	18	4
4730-00-050-4203	138	5		23	14
4730-00-050-4208	108	23		26	1
5310-00-061-4650	61	7		49	1
5330-00-096-8264	116	4		58	4
3110-00-100-0329	106	26		82	8
3110-00-100-0594	103	15		108	1
3110-00-100-0643	106	27		111	28
3110-00-100-3621	103	17		205	25
2530-00-137-9235	122	11		223	24
4730-00-140-3770	36	14	4730-00-426-8180	118	5
3110-00-142-4390	103	14		120	6
	106	22	4730-00-431-6387	216	5
4730-00-163-7413	222	2	5970-00-447-5709	97	3
	223	17	5310-00-480-6170	179	6
5310-00-180-0277	205	3	5306-00-481-9792	108	9
4730-00-203-3132	31	4		117	2
5310-00-209-0933	118	35	5305-00-486-5292	138	12
5310-00-021-8322	179	33	5340-00-523-5999	120	8
5320-00-230-2333	197	20	5310-00-582-5965	59	18
	198	22		85	5
	199	17		94	16
	200	16		179	26
5315-00-234-1657	110	2		205	36
5920-00-243-3800	51	6		225	10
4730-00-254-6211	18	9	5310-00-594-9379	97	15
3120-00-255-6042	107	12		134	7
	108	13		136	3
2530-00-270-3878	122	21	4730-00-595-0083	122	10
4730-00-274-5554	97	30		122	20
4730-00-278-4822	28	2	4730-00-595-0143	216	13
	115	3	5310-00-596-7691	155	2
4730-00-278-5491	118	4	5315-00-616-5501	39	2
	120	5	4730-00-639-9730	38	10

NATIONAL STOCK NUMBER INDEX - (CONTINUED)

STOCK NUMBER	FIG.	ITEM	STOCK NUMBER	FIG.	ITEM
5930-00-683-1629	46	18		198	10
5306-00-687-7289	163	20		200	28
	170	23	5305-01-016-0075	69	3
5975-00-689-6396	54	3	2530-01-038-4613	125	4
4820-00-728-7467	98	8	5310-01-059-7130	104	2
	112	23	5310-01-064-8669	29	3
	119	41		29	13
5315-00-730-6396	27	5		29	17
5310-00-738-7536	117	17	5310-01-065-0656	215	11
9905-00-740-9721	122	19	4730-01-065-0658	12	4
5330-00-757-5328	24	17	5310-01-065-2596	31	18
5310-00-763-0025	97	26		38	17
	100	4		39	7
2540-00-772-2048	138	6		77	2
5935-00-773-1428	85	10		77	44
	86	4		77	51
4730-00-801-8186	97	33		92	16
5930-00-820-5303	87	2		109	1
4730-00-842-7841	109	23		163	4
	114	18		170	6
	119	35		175	22
5310-00-843-3816	192	16		176	6
	190	21		178	3
5315-00-846-0126	138	8		194	26
4730-00-846-7656	22	3		196	36
5365-00-846-7660	29	2		209	23
	29	14	5320-01-066-5169	108	10
	29	16	5306-01-068-1071	30	11
2530-00-864-0939	120	12		103	2
4730-00-873-8800	36	12	5331-01-076-6167	130	12
2840-00-915-9562	211	4		130	15
5310-00-950-1310	178	30	5310-01-078-7804	81	2
3110-00-950-9700	103	12		158	11
	106	21		187	6
5315-00-952-9354	117	14	5305-01-081-5445	118	36
5331-00-972-4694	55	8	5310-01-082-8578	116	1
5330-00-977-3916	207	14		117	18
4720-01-003-6706	112	19		125	7
5310-01-008-6782	152	4	5342-01-083-4460	213	3
	160	6	5310-01-083-9509	103	3
	167	12		216	8
	177	3	5310-01-086-6782	209	10
	178	4	5330-01-090-2106	103	22
	182	6	5310-01-094-2890	64	16
	196	15		163	8

NATIONAL STOCK NUMBER INDEX - (CONTINUED)

STOCK NUMBER	FIG.	ITEM	STOCK NUMBER	FIG.	ITEM
	170	35		85	1
4730-01-104-8953	113	5		97	19
2530-01-113-4479	125	5		99	17
5920-01-123-5211	77	18		112	8
5365-01-126-9574	107	22		113	6
5365-01-129-6777	97	32		114	3
5310-01-130-6116	121	15		117	11
5310-01-133-5373	107	19		118	11
5310-01-150-8599	138	16		119	8
2540-01-151-5703	138	10		120	20
5340-01-158-3304	226	4		122	16
5340-01-165-6979	96	4		130	1
	162	14	5340-01-189-8297	150	11
	163	36		205	23
	169	10	5310-01-189-8385	160	2
	170	39		162	6
5310-01-166-0762	15	6		167	3
5310-01-166-8517	197	11		169	4
	198	2		175	5
	199	9		176	27
	200	5		177	4
5315-01-167-5582	5	1		178	21
4730-01-169-4897	31	2		180	3
4730-01-176-9636	216	14		181	3
3120-01-179-7532	107	11		183	7
5365-01-180-2369	97	31		196	8
	103	36	4730-01-193-0846	31	7
	106	5	5306-01-193-0868	136	2
5340-01-186-3756	10	2	5310-01-193-0880	33	11
5310-01-186-4361	27	1	4730-01-194-6819	115	2
	78	1	5310-01-194-8489	140	8
	140	4	5340-01-196-5618	28	8
	141	9	5305-01-199-4353	143	11
	183	15	4730-01-204-2314	115	1
5365-01-186-5011	106	31	4730-01-207-5985	36	15
5306-01-186-5224	117	1	5340-01-210-7618	205	5
5306-01-186-6974	178	16	2540-01-212-9068	205	4
5340-01-189-8297	31	10	5365-01-213-5069	108	32
	58	1	5360-01-213-8996	108	12
	65	11	5310-01-224-6835	107	8
	77	20	5310-01-238-8841	103	11
	82	1	5310-01-241-6122	117	7

NATIONAL STOCK NUMBER INDEX - (CONTINUED)

STOCK NUMBER	FIG.	ITEM	STOCK NUMBER	FIG.	ITEM
5310-01-242-0406	59	15	4730-01-275-4180	99	19
	77	25	5340-01-275-7718	27	8
	85	6	5310-01-278-6093	199	21
	94	15	4730-01-280-8351	207	33
	158	5		208	3
	218	9	5306-01-281-1762	179	27
5310-01-242-0431	38	15		207	51
5306-01-242-1070	75	3	5306-01-282-2633	27	3
	192	13		78	6
	207	9	5310-01-283-7623	78	4
5306-01-242-1078	59	20		117	8
	77	32		175	28
	85	9		176	13
	88	4		192	14
	90	12		207	53
	158	8	5365-01-289-9771	103	10
	212	21	5310-01-291-0001	103	9
	222	5	5340-01-484-6511	100	10
	223	25		101	2
	225	14	5310-01-292-7257	103	7
5306-01-242-5778	158	20		103	20
5310-01-244-2086	104	9		116	2
5305-01-244-5899	64	6	5365-01-293-1060	97	10
5305-01-244-5909	191	15	4010-01-293-1710	138	11
5310-01-244-7460	178	15	5305-01-293-7897	104	1
5305-01-244-8760	117	12	4730-01-297-8313	118	21
5310-01-244-8945	27	2	5340-01-314-2961	107	26
	77	26		117	21
	228	34	2530-01-318-4215	125	10
	229	6	5310-01-325-7280	103	32
5306-01-250-0546	134	8	3120-01-327-3468	108	36
5330-01-270-1628	22	5	5340-01-327-5482	108	37
5342-01-271-6326	107	6	5330-01-328-6090	107	10
	108	35	5331-01-329-1959	104	4
5315-01-272-6607	107	29	2520-01-330-8163	106	10
5310-01-274-5632	212	22	5310-01-336-6681	138	18
	221	17	5310-01-336-6745	138	17
	222	4	2540-01-337-3725	138	4
	222	12	5305-01-337-4796	138	7
	222	37	2540-01-337-9005	138	15
	223	3	5305-01-338-8155	100	11
	223	18		101	3
	224	8	5340-01-342-5552	32	3
	225	15	5330-01-344-0636	107	17
5305-01-275-3256	52	1	5330-01-346-2917	129	3

NATIONAL STOCK NUMBER INDEX - (CONTINUED)

STOCK NUMBER	FIG.	ITEM	STOCK NUMBER	FIG.	ITEM
5310-01-346-3565	148	9		176	20
5310-01-346-9364	192	21		197	17
	190	18		198	18
	191	16		199	19
5310-01-346-9430	143	14		200	20
	175	8		210	4
	176	25		214	5
5310-01-346-9431	153	9		216	25
	221	7	5340-01-362-4395	11	6
5330-01-347-3726	16	1	5330-01-363-1720	20	3
5310-01-348-8360	39	5	5310-01-363-1740	2	9
5305-01-349-5133	207	7	5305-01-363-2650	125	8
5305-01-352-7603	186	1	4730-01-363-8968	13	7
5310-01-353-1895	86	6	5315-01-364-3744	117	19
	155	13	5306-01-371-4685	194	44
	162	30	5305-01-376-0623	103	19
	162	43	2530-01-381-1536	74	1
	163	13	2540-01-384-6085	205	14
	164	12	5975-01-386-6541	196	32
	169	24	2920-01-393-2758	57	4
	169	39	5360-01-393-9975	107	3
	170	31		108	16
	171	10	4730-01-398-8329	216	2
5315-01-357-0826	107	25	6620-01-398-8986	23	22
5340-01-360-1033	93	3	5330-01-411-1650	6	1
5306-01-360-1125	158	56	2910-01-411-8424	29	7
5305-01-360-2038	7	10	2910-01-411-9491	22	4
	38	14	6240-01-414-3480	46	6
5305-01-360-2981	96	11	5310-01-414-7519	59	3
5331-01-360-6017	93	1		59	11
5331-01-360-7724	95	5	4730-01-419-4747	99	6
5331-01-360-7725	95	3		99	10
5330-01-360-7826	96	13	5306-01-424-3284	209	5
5310-01-361-0235	95	1	2990-01-425-5313	70	1
6695-01-361-6056	93	2	2990-01-425-6737	67	1
5310-01-361-8386	60	3	4330-01-425-7701	95	
	88	5	6685-01-429-2689	67	2
	90	3		71	1
	155	5	2910-01-431-1324	95	2
	158	7	4730-01-434-5209	4	7
	174	10	5330-01-437-1284	14	2
	175	25	5331-01-437-1285	37	3

NATIONAL STOCK NUMBER INDEX - (CONTINUED)

STOCK NUMBER	FIG.	ITEM	STOCK NUMBER	FIG.	ITEM
5330-01-440-8651	95	6	5330-01-508-6977	19	6
2910-01-444-8795	29	9		19	
3120-01-446-7854	107	28	5395-01-508-8239	60	2
6140-01-446-9506	78	15	2990-01-508-9342	67	8
4730-01-451-8498	111	25	2530-01-509-7602	114	6
4730-01-451-8502	111	21	6685-01-511-6014	35	2
4730-01-451-8512	23	15	5306-01-512-1506	92	19
4730-01-451-8653	111	26	5306-01-512-1515	59	1
4730-01-451-8703	114	22	5306-01-512-1516	17	3
5331-01-458-8349	94	3	5306-01-512-1521	30	10
	94	7		77	36
5930-01-464-0898	89	7		118	18
	89	12		131	11
3110-01-556-4598	104	11	5306-01-512-1576	132	1
5310-01-466-1604	97	27		135	11
	100	5	5306-01-512-1578	77	28
5330-01-466-1618	103	18		97	16
2920-01-466-1855	39	1		132	3
5305-01-466-6449	217	22		134	5
5365-01-467-2254	116	3		135	3
2530-01-469-9839	107	30		148	5
5365-01-474-6596	209	3		201	2
5331-01-478-5191	108	21	5306-01-512-1580	135	2
5330-01-478-7164	207	46		141	4
5315-01-478-7697	117	16	5306-01-512-1583	134	1
2530-01-478-9211	108	38	5306-01-512-1586	92	7
5310-01-479-0790	205	19		114	32
4730-01-479-0881	207	21		133	3
	208	2		135	17
5310-01-479-5869	205	20	5306-01-512-1587	97	13
5310-01-479-8086	205	9		132	8
2530-01-481-2638	107	5		133	10
6150-01-482-1211	59	10		135	5
5340-01-484-6511	100	9	5306-01-512-1590	92	11
	101	1		132	16
5930-01-491-9893	46	11		133	4
5340-01-495-7897	118			140	1
5325-01-499-3380	107	13		144	3
5310-01-503-2123	124	4		148	11
4730-01-506-2074	112	16	5306-01-512-1593	85	4
	122	27		217	17
5330-01-507-3718	9		5306-01-512-1646	96	9
4330-01-507-4201	131	5	5306-01-512-1650	11	11
6620-01-508-6069	67	3		132	11
6620-01-508-6072	67	6		218	10

NATIONAL STOCK NUMBER INDEX - (CONTINUED)

STOCK NUMBER	FIG.	ITEM	STOCK NUMBER	FIG.	ITEM
5306-01-512-1654	17	9	5310-01-512-6131	58	7
	23	16	5310-01-512-6135	32	25
	32	8		77	23
	38	7		85	3
	94	13		135	16
5306-01-512-1659	99	2	5310-01-512-6136	27	9
5306-01-512-1660	211	2		77	30
5306-01-512-1662	2	3		134	6
5306-01-512-1663	142	1		135	1
	144	4		135	14
5306-01-512-1669	149	41		148	3
5306-01-512-1673	150	20		183	16
	182	1	5310-01-512-6137	2	10
5306-01-512-2099	111	2		3	6
5306-01-512-2116	126	6		92	12
5306-01-512-2121	32	10		97	11
	119	11		114	33
	135	8		135	6
5306-01-512-2132	118	1		135	20
5306-01-512-2135	28	16		139	3
5306-01-512-2177	93	4		140	11
5330-01-512-4227	35	4		142	5
2805-01-512-4252	20	1		144	1
5305-01-512-4375	53	3		148	14
5305-01-512-4380	41	2	5310-01-512-6141	217	23
	42	6	5310-01-512-6142	97	8
	43	3		132	5
	91	5		141	7
	150	13	5310-01-512-6146	23	9
4730-01-512-4545	98	3		38	11
	111	9		61	1
4730-01-512-4548	115	7		147	1
4730-01-512-4549	109	12	5310-01-512-6149	61	4
4730-01-512-4551	120	16	5310-01-512-6151	78	11
4820-01-512-5961	36	22		112	5
3020-01-512-5996	17	2		118	9
5310-01-512-6121	117	5		119	42
	142	13		149	33
	143	12	5310-01-512-6154	32	11
5310-01-512-6122	112	12		33	12
	115	6		92	18
	122	4		119	10

NATIONAL STOCK NUMBER INDEX - (CONTINUED)

STOCK NUMBER	FIG.	ITEM	STOCK NUMBER	FIG.	ITEM
	148	8		77	31
5310-01-512-6160	18	15		85	8
	59	14		88	6
	92	21		119	19
	96	3	5315-01-513-4464	142	4
	118	8	2590-01-513-4557	52	13
	119	15		224	21
	120	10	4730-01-513-4558	96	10
5310-01-512-6164	90	10	4730-01-513-4559	11	10
	94	10		96	2
	98	10	5340-01-513-4607	59	19
	99	14		77	37
	112	7	2530-01-513-4639	75	1
	114	1	5310-01-513-4648	215	16
	118	13	5340-01-513-4774	120	11
	119	18	5340-01-518-0570	2	2
	149	39	5360-01-518-3316	107	4
	194	37	5305-01-518-7432	106	7
	216	27	3120-01-518-7850	108	20
5310-01-512-6262	52	4	4730-01-519-2380	118	22
	52	10	5340-01-527-8616	117	21
	59	9	6240-01-533-3770	65	4
5920-01-512-9895	80	3	5306-01-533-4455	149	43
5920-01-512-9897	77	19	5340-01-533-4749	155	30
5310-01-512-9907	65	17	5325-01-533-4809	148	10
5925-01-512-9924	51	2	5310-01-533-7050	92	1
5925-01-512-9930	51	1		119	46
	51	5	5310-01-533-7357	149	45
5925-01-512-9932	51	4	4820-01-535-2809	109	11
5315-01-512-9937	107	24	4720-01-535-2898	36	9
5315-01-478-7697	149	32	5970-01-535-4337	2	6
5320-01-512-9947	77	48	4820-01-535-4467	109	13
	80	4	5310-01-535-4709	155	17
	81	3	4730-01-535-4802	111	13
4730-01-513-0955	36	5		119	2
5315-01-513-0967	142	3	5340-01-535-4864	55	1
2940-01-513-1502	23	6	5310-01-584-3539	77	40
2540-01-513-1539	188	4		158	13
5365-01-513-4349	142	14		182	11
2530-01-513-4350	22	12	4930-01-535-7810	53	8
	109	17	5330-01-535-7913	15	1
5330-01-513-4449	120	17	5920-01-535-8070	57	2
4730-01-513-4453	120	19	5920-01-535-8072	57	2
2590-01-513-4462	58	12	5306-01-535-8160	24	1
	59	17		55	2

NATIONAL STOCK NUMBER INDEX - (CONTINUED)

STOCK NUMBER	FIG.	ITEM	STOCK NUMBER	FIG.	ITEM
5306-01-535-8161	8	9	5310-01-544-0160	186	2
	8	26		203	3
	15	12		204	7
5306-01-535-8162	8	23		207	3
	35	6		220	2
	99	16	5331-01-545-0130	95	4
	112	4	5310-01-546-2208	108	30
	114	20	5305-01-546-8091	108	22
	118	16	5340-01-547-4590	7	4
	119	16	5331-01-547-4611	8	7
5306-01-535-8163	8	25	5306-01-547-4627	7	2
	14	1	5306-01-547-4635	7	9
5306-01-535-8195	4	9	5331-01-547-4884	24	9
	121	9	5306-01-547-4891	8	24
2815-01-535-8311	16	5		20	10
5340-01-535-8476	194	19	5306-01-547-4896	7	12
5340-01-535-8491	194	23		11	2
5310-01-536-1565	179	8		21	5
5340-01-536-4631	96	8	5331-01-547-4911	19	8
2510-01-536-5501	134	4	5340-01-547-5230	36	7
5310-01-536-5720	162	13	5310-01-548-3746	24	16
	169	9	5975-01-548-3815	21	2
2640-01-537-1407	124	2	2530-01-548-4692	11	8
5340-01-537-2705	149	3	5306-01-548-4806	11	9
5325-01-537-3097	109	7	5305-01-549-7683	201	3
	109	20	5310-01-553-1230	112	13
2510-01-537-4202	135	19		122	5
2540-01-537-4230	149	4	5310-01-553-3072	163	35
6685-01-537-4691	41	4		170	40
6685-01-537-4715	41	5	4930-01-555-4840	30	1
5340-01-585-3628	149	21	2930-01-555-4841	37	2
4730-01-538-8729	106	17	4120-01-555-4842	55	3
4730-01-587-8724	26	3	3030-01-555-4843	17	11
6240-01-539-5100	64	7	3030-01-555-4844	17	1
5340-01-540-1251	118		2590-01-555-4849	101	4
4710-01-581-8352	13	17	2510-01-555-4854	169	1
5310-01-540-5438	39	4	2590-01-555-4856	175	11
2910-01-581-7327	31	1	2590-01-555-4858	175	10
5325-01-540-8476	194	17	2510-01-555-4860	175	1
4730-01-540-9328	119	38		176	5
4810-01-540-9358	18	1	2590-01-555-4861	175	2
4730-01-521-2609	98	11		176	32

NATIONAL STOCK NUMBER INDEX - (CONTINUED)

STOCK NUMBER	FIG.	ITEM	STOCK NUMBER	FIG.	ITEM
2590-01-555-4864	176	22	5340-01-555-4914	200	2
2590-01-555-4866	176	31	2590-01-555-4915	175	33
2590-01-555-4867	167	7	5340-01-555-4916	198	12
2590-01-555-4868	175	31		200	27
2510-01-555-4870	177	11	2590-01-555-4917	198	6
2590-01-555-4872	177	7	2590-01-555-4919	200	3
2510-01-555-4873	186	6	2540-01-555-4921	205	13
2510-01-555-4874	186	8	2940-01-555-4940	23	5
2510-01-555-4876	186	7	6685-01-555-4942	41	1
2510-01-555-4878	186	5	5340-01-555-4943	134	9
2510-01-555-4879	197	9	5340-01-555-4945	140	9
2510-01-555-4880	186	3	4730-01-555-4946	32	2
2510-01-555-4881	199	24	5340-01-555-4947	134	3
2510-01-555-4882	200	24	5340-01-555-4948	140	12
2510-01-555-4883	198	14	5340-01-555-4949	140	5
2510-01-555-4884	200	26	2530-01-555-4950	129	2
2510-01-555-4885	198	13	5340-01-555-4951	140	3
5340-01-555-4886	197	5	2520-01-555-4952	103	34
5340-01-555-4887	197	6	2530-01-555-4953	127	2
2510-01-555-4888	199	3	2990-01-555-4954	32	15
5340-01-555-4889	199	27	2530-01-555-4955	18	8
5340-01-555-4890	199	26	5340-01-555-4957	26	5
5340-01-555-4891	197	27	2520-01-555-4958	97	28
5340-01-555-4892	199	6		100	1
5340-01-555-4894	198	11		106	8
5340-01-555-4895	198	9	2520-01-555-4960	91	1
	200	30	2530-01-555-4961	23	3
5340-01-555-4896	198	5	2930-01-555-4962	99	3
5340-01-555-4897	200	4	5340-01-555-4963	135	18
2590-01-555-4898	198	3	2530-01-555-4965	117	10
2590-01-555-4899	200	7	5998-01-555-4966	62	2
5340-01-555-4900	199	4	6150-01-555-4968	57	9
5340-01-555-4901	197	1	6220-01-555-4969	65	1
2540-01-555-4902	197	15	6220-01-555-4970	65	1
5340-01-555-4903	197	7	5306-01-555-4973	143	3
2590-01-555-4904	199	11	5306-01-555-4975	143	3
2590-01-555-4905	200	12	2590-01-555-4978	82	2
2590-01-555-4906	198	16	5310-01-555-4979	195	12
2540-01-555-4907	197	8		197	3
2590-01-555-4908	199	25		199	5
2510-01-555-4909	197	26	2590-01-555-4980	58	2
2510-01-555-4910	199	7	6150-01-555-4981	84	1
2510-01-555-4911	200	23	2510-01-555-4982	144	6
2510-01-555-4912	198	27	5306-01-555-4983	153	8
5340-01-555-4913	198	7		195	3

NATIONAL STOCK NUMBER INDEX - (CONTINUED)

STOCK NUMBER	FIG.	ITEM	STOCK NUMBER	FIG.	ITEM
	198	29		182	9
	200	9		183	2
5306-01-555-4984	192	19		184	12
	190	22		209	14
	194	2		221	21
5306-01-555-4985	152	3		222	14
5310-01-555-4985	160	12		224	10
	167	6	5305-01-555-4991	63	4
	175	29		88	10
	176	7		153	13
	177	5		154	6
	178	19		155	6
	180	23		156	4
	196	24		158	1
	196	28		174	9
	196	35	2590-01-555-4993	109	18
	209	17	2590-01-555-4994	100	6
5306-01-555-4986	182	8	4720-01-555-4995	36	16
	224	20	2940-01-555-4996	118	29
5310-01-555-4987	88	9	4520-01-555-4997	112	17
	155	31	2530-01-555-4999	108	
	158	45	6220-01-555-5000	65	3
	194	43	2520-01-555-5002	100	7
	196	1	2910-01-555-5093	13	20
	198	20	3950-01-555-5135	17	15
	198	30	2530-01-555-5138	127	1
	200	17	5306-01-555-5144	160	11
	200	25		167	8
	222	3		175	36
	228	43		176	10
5310-01-555-4988	184	4		177	8
	190	5		180	11
	194	1		182	4
	194	39		188	7
	203	1		196	17
	204	1		197	2
5310-01-008-6782	195	2		198	8
5310-01-555-4990	149	11		199	2
	154	5		200	1
	158	40	2530-01-555-5447	102	1
	160	3		103	1
	167	2	2950-01-555-5448	24	4

NATIONAL STOCK NUMBER INDEX - (CONTINUED)

STOCK NUMBER	FIG.	ITEM	STOCK NUMBER	FIG.	ITEM
2530-01-555-5450	105	1	2910-01-556-4579	30	7
	106	1	5330-01-556-4580	30	
2815-01-555-5451	1	1	2910-01-556-4583	30	2
2520-01-555-5452	92	17	2510-01-556-4585	2	1
2510-01-555-5453	149	10	3120-01-556-4600	103	23
2590-01-555-5454	97	23	5306-01-556-4606	103	6
2530-01-555-5457	128	2		106	2
2920-01-555-5458	40	1	5340-01-556-4619	123	2
4120-01-555-5459	211	3	2510-01-556-4620	123	6
4120-01-555-5461	118	28	2530-01-556-4624	104	10
5310-01-556-3088	63	12	4720-01-556-4626	25	3
4730-01-556-3854	114	14	5306-01-556-4631	197	14
4730-01-556-3857	114	16		197	16
	119	23		198	1
	122	24		198	19
4730-01-556-3860	112	27		199	10
	122	17		199	20
5340-01-556-3957	152	1		200	8
5315-01-556-4469	149	27		200	19
5315-01-556-4472	125	2		205	35
	127	5		216	24
4730-01-556-4483	121	3	5306-01-556-4638	89	21
5310-01-556-4484	60	4		181	6
	88	8		184	6
	90	4		195	16
5310-01-556-4486	30	12		197	4
	38	16		199	1
	77	39	5330-01-556-4641	68	5
	77	50	5340-01-556-4644	55	12
	178	2	6150-01-556-4647	55	25
4730-01-556-4489	121	11	5331-01-556-4651	30	8
5305-01-556-4498	91	7	5331-01-556-4653	30	4
5310-01-556-4499	39	18	2990-01-556-4654	73	1
5310-01-556-4509	77	49	2910-01-556-4655	26	6
5310-01-556-4513	109	2	4730-01-556-4659	33	8
5315-01-556-4516	149	28	5340-01-556-4661	7	13
5301-01-556-4519	120	14	5310-01-556-4663	120	15
4730-01-556-4527	25	9	5310-01-556-4666	158	36
2510-01-556-4530	142	11		209	7
5340-01-556-4531	36	1	2530-01-556-4667	107	2
2540-01-556-4557	140	7	5306-01-556-4674	107	15
2510-01-556-4564	136	1	5306-01-556-4676	40	3
5355-01-556-4565	123	1	2530-01-556-4683	107	9
2520-01-556-4571	106	6	4710-01-556-4703	26	12
2910-01-556-4577	30	6	4730-01-556-4705	94	1

NATIONAL STOCK NUMBER INDEX - (CONTINUED)

STOCK NUMBER	FIG.	ITEM	STOCK NUMBER	FIG.	ITEM
2590-01-556-4706	205	18	6150-01-556-4808	59	24
7690-01-556-4711	206	7	5920-01-556-4823	57	2
4820-01-556-4713	216	4	6145-01-556-4835	59	28
4720-01-556-4716	130	3	4010-01-556-4836	59	26
3120-01-556-4717	39	6	6150-01-556-4837	59	27
4720-01-556-4718	25	5	2530-01-556-4841	116	5
2540-01-556-4719	138	2	6150-01-556-4842	58	10
2590-01-556-4726	11	5	6150-01-556-4843	59	34
2990-01-556-4729	32	22	6150-01-556-4844	59	29
5340-01-556-4731	36	19	6150-01-556-4845	59	30
2990-01-556-4734	32	19	6150-01-556-4846	59	33
4720-01-556-4736	25	10	2590-01-556-4865	77	47
5340-01-556-4739	23	13		81	1
2815-01-556-4741	184	7	2590-01-556-4866	30	3
2990-01-556-4743	32	24	6680-01-556-4868	11	7
5340-01-556-4744	77	46	5310-01-556-4880	4	2
2510-01-556-4745	183	4		4	8
9340-01-556-4747	184	3		10	13
5330-01-556-4748	184	8	4820-01-556-4881	13	25
2510-01-556-4750	92	20	5331-01-556-4882	67	4
5340-01-556-4752	30	13	2930-01-556-4883	13	5
5340-01-556-4753	112	3	5331-01-556-4885	13	11
5340-01-556-4754	112	6	4820-01-556-4887	22	8
2590-01-556-4755	182	15	5330-01-556-4888	14	12
2590-01-556-4756	182	15	5325-01-556-4891	19	4
2590-01-556-4758	137	2	4720-01-556-4894	13	22
6150-01-556-4759	77	17	5340-01-556-4895	13	24
6150-01-556-4760	77	16		24	10
7690-01-556-4763	206	1	5306-01-556-4897	37	6
6160-01-556-4766	78	12	5306-01-556-4898	37	4
2510-01-556-4767	78	13	5306-01-556-4899	13	23
2510-01-556-4768	78	10		24	11
5340-01-556-4769	78	14		35	1
2990-01-556-4770	32	4		67	9
3040-01-556-4774	103	13	5306-01-556-4901	16	6
5340-01-556-4785	82	6	5330-01-556-4902	13	13
	108	4	5306-01-556-4903	3	1
2530-01-556-4786	108	3	5306-01-556-4904	15	11
2530-01-556-4787	82	5	5306-01-556-4905	2	4
2815-01-556-4790	103	41	5306-01-547-4896	55	18
	106	15	5306-01-556-4914	9	4
6150-01-556-4807	59	31	5306-01-556-4915	13	18

NATIONAL STOCK NUMBER INDEX - (CONTINUED)

STOCK NUMBER	FIG.	ITEM	STOCK NUMBER	FIG.	ITEM
	211	10	5330-01-556-4984	24	3
5306-01-556-4916	31	14	5306-01-556-4985	8	21
	78	9	5340-01-556-4987	14	8
	112	1	4820-01-556-4988	22	10
	121	8	2815-01-556-4992	7	3
5306-01-556-4918	121	1	2990-01-556-4995	7	8
5306-01-556-4920	24	13	5306-01-556-4998	55	20
	29	5	5306-01-556-5003	14	9
5306-01-556-4921	39	12	2815-01-556-5005	14	4
5306-01-556-4922	55	5	5306-01-556-5006	14	10
5306-01-556-4923	12	1	4820-01-556-5007	22	11
	18	13	5331-01-556-5008	21	10
5306-01-556-4925	129	1		21	16
5331-01-556-4926	13	4	5306-01-556-5009	39	11
2910-01-556-4928	29	8	5331-01-556-5015	13	12
5331-01-556-4929	29	6	5331-01-556-5016	13	14
5306-01-556-4931	9	5	5306-01-556-5018	21	14
5330-01-556-4933	8	6	5331-01-556-5022	67	7
5306-01-556-4934	21	12	5306-01-556-5023	4	1
5330-01-556-4935	121	13	5306-01-556-5024	10	14
4330-01-556-4939	22	9	5331-01-556-5026	68	8
5307-01-556-4940	9	2	5330-01-556-5027	68	7
4820-01-556-4941	13	3	5331-01-556-5028	68	6
4730-01-556-4942	29	10	5330-01-556-5029	8	2
5307-01-556-4943	13	19	5306-01-556-5030	17	7
5306-01-556-4944	4	5	4730-01-556-5037	14	7
5306-01-556-4945	4	4	4820-01-556-5038	20	4
5330-01-556-4952	8	11	4710-01-556-5039	29	11
5306-01-556-4953	2	5	4710-01-556-5040	29	15
5340-01-556-4954	8	27	4730-01-556-5041	21	15
4820-01-556-4955	22	7	5330-01-556-5042	14	6
5306-01-556-4956	39	10		14	11
2590-01-556-4959	8	13	4930-01-556-5045	24	14
5331-01-556-4960	8	5	4710-01-556-5046	24	12
	13	26	5330-01-556-5047	21	13
5365-01-556-4963	22	6	2520-01-556-5048	9	7
5307-01-556-4964	13	21	5325-01-556-5049	55	14
2530-01-556-4965	8	4	5340-01-556-5054	8	12
5330-01-556-4966	24	15	4320-01-556-5064	15	3
5331-01-556-4970	13	16	5340-01-556-5065	15	2
4720-01-556-4971	121	2	5365-01-556-5066	20	7
5307-01-556-4977	16	4	4820-01-556-5069	9	6
5306-01-556-4978	17	10	4710-01-556-5070	29	1
5306-01-556-4981	17	12	4720-01-556-5071	21	19
3120-01-556-4982	7	17	2930-01-556-5072	20	6

NATIONAL STOCK NUMBER INDEX - (CONTINUED)

STOCK NUMBER	FIG.	ITEM	STOCK NUMBER	FIG.	ITEM
5310-01-556-5077	55	13	5365-01-556-5183	17	13
5306-01-556-5079	19	2	4720-01-556-5186	12	5
5306-01-556-5080	19	1	2815-01-556-5188	7	1
4310-01-556-5083	121	12	2815-01-556-5190	5	2
5306-01-556-5085	55	15	5340-01-556-5195	23	18
5330-01-556-5088	4	6	5340-01-556-5197	55	17
5340-01-556-5094	8	10	4730-01-556-5202	118	26
5330-01-556-5095	19	9	5340-01-556-5204	31	3
2815-01-556-5096	4	3	5340-01-556-5207	25	4
5330-01-556-5098	13	15	4730-01-556-5208	111	4
4320-01-556-5107	13	6		119	37
2915-01-556-5109	19	3	4730-01-556-5210	18	6
5331-01-556-5115	7	15	4730-01-556-5211	114	11
5340-01-556-5116	20	8	4730-01-556-5213	109	25
5340-01-556-5121	17	6	4730-01-556-5218	18	2
5330-01-556-5123	15	10		98	2
2815-01-556-5127	15		4730-01-556-5220	38	12
4820-01-556-5129	8	15	4730-01-556-5226	109	27
5340-01-556-5130	55	23	5340-01-556-5228	94	18
5340-01-556-5131	55	4	4730-01-556-5229	23	10
	58	5	4730-01-556-5230	109	16
5330-01-556-5136	19	7		111	20
5331-01-556-5141	35	3	4730-01-556-5231	111	19
2910-01-556-5144	22	1		112	14
5331-01-556-5148	13	10	4730-01-556-5233	119	39
2910-01-556-5151	68	1	5340-01-556-5234	18	11
4720-01-556-5153	12	3	5342-01-556-5238	3	4
5330-01-556-5155	7	14	4730-01-556-5240	25	8
5330-01-556-5157	20	5	4730-01-556-5241	119	29
3020-01-556-5158	17	5	5342-01-556-5242	11	3
5330-01-556-5164	8	3	5310-01-556-5243	106	28
5331-01-556-5165	12	2	5340-01-556-5245	99	15
4720-01-556-5166	24	2		113	2
2590-01-556-5169	121	10		114	4
5331-01-556-5170	7	16		119	32
5365-01-556-5171	17	4		141	12
2590-01-556-5172	5	3	5340-01-556-5246	99	22
5330-01-556-5174	8	8		114	7
2815-01-556-5175	10	1	5340-01-556-5247	112	9
3020-01-556-5179	37	5	2530-01-556-5249	119	45
5342-01-556-5180	39	9	5310-01-556-5260	8	22
2590-01-556-5182	211	1		37	1

NATIONAL STOCK NUMBER INDEX - (CONTINUED)

STOCK NUMBER	FIG.	ITEM	STOCK NUMBER	FIG.	ITEM
	39	14		175	35
	55	21	5310-01-556-5377	135	7
	69	4	5310-01-556-5386	158	19
	111	10		158	32
	126	5		164	3
	149	26		171	3
5340-01-556-5262	98	14		179	19
6645-01-556-5263	53	4		183	9
5340-01-556-5265	111	17		187	12
2540-01-556-5272	110	3	5310-01-556-5387	39	17
5330-01-556-5274	147	5	2530-01-556-5394	104	6
5330-01-556-5275	147	2	2530-01-556-5395	104	6
4710-01-556-5280	111	6	5306-01-556-5397	143	15
5930-01-556-5287	53	7	2530-01-556-5399	107	27
5330-01-556-5289	111	8	2540-01-556-5402	50	2
2530-01-556-5293	110	1	5930-01-556-5403	50	3
2530-01-556-5295	111	1	4710-01-556-5430	111	11
2530-01-556-5296	111	16	2520-01-556-5437	106	4
6150-01-556-5306	50	1	5365-01-556-5439	103	24
5340-01-556-5315	150	16		103	29
	151	6	2520-01-556-5440	103	28
2590-01-556-5316	131	2	2520-01-556-5441	103	40
5330-01-556-5317	131	4	5307-01-556-5448	106	25
2990-01-556-5319	69		5307-01-556-5449	106	23
2530-01-556-5325	107	2	5306-01-556-5450	106	18
5330-01-556-5326	103	27	5310-01-556-5451	106	19
5340-01-556-5327	107		5306-01-556-5470	216	9
5306-01-556-5328	103	33	5310-01-556-5472	127	4
5306-01-556-5329	103	35	5306-01-556-5474	39	8
5331-01-556-5330	103	25		92	15
2530-01-556-5331	103	21	5310-01-556-5475	126	9
3120-01-556-5332	107	18	4730-01-556-5477	103	42
5340-01-556-5333	104	7		106	14
2530-01-556-5334	104	8	5306-01-556-5481	214	4
2590-01-556-5337	116	4	5325-01-556-5485	26	7
2520-01-556-5338	103	26	5340-01-556-5493	11	12
2520-01-556-5339	103	37	5306-01-556-5501	31	20
2530-01-556-5340	103	8	5306-01-556-5505	97	7
5340-01-556-5341	103	4	5310-01-556-5507	55	22
5930-01-556-5342	53	9	5306-01-556-5512	144	8
3040-01-556-5364	104	3	5310-01-556-5513	86	7
5310-01-556-5374	117	6		149	29
	142	12		162	22
	143	13		163	21
5310-01-556-5376	153	4		165	20

NATIONAL STOCK NUMBER INDEX - (CONTINUED)

STOCK NUMBER	FIG.	ITEM	STOCK NUMBER	FIG.	ITEM
	169	45		48	1
	170	22	6220-01-556-5569	63	2
	172	20	6220-01-556-5572	64	8
	228	33	6150-01-556-5573	64	12
5310-01-556-5514	228	24	6150-01-556-5574	64	14
5310-01-556-5515	175	19	5999-01-556-5575	64	14
5315-01-556-5517	17	14	6150-01-556-5576	88	1
5306-01-556-5535	149	50	6150-01-556-5578	89	3
4730-01-556-5538	115	4	6150-01-556-5579	89	9
	122	8	6150-01-556-5580	86	5
5305-01-556-5539	46	3	6150-01-556-5582	66	11
5306-01-556-5541	59	12	6150-01-556-5583	64	13
5306-01-556-5542	119	44	6150-01-556-5584	66	1
5306-01-556-5544	94	14	6150-01-556-5586	89	1
5306-01-556-5547	91	2	6150-01-556-5587	205	24
5306-01-556-5548	135	13	6150-01-556-5590	90	7
5306-01-556-5549	183	12	6150-01-556-5591	90	11
5306-01-556-5550	3	8	6510-01-556-5592	90	13
5306-01-556-5551	132	14	6150-01-556-5595	89	19
	133	7	6150-01-556-5596	89	20
	139	1	6150-01-556-5597	90	6
5310-01-556-5554	11	13	6145-01-556-5598	90	5
	28	12	5340-01-556-5601	179	30
	38	6	2590-01-556-5602	154	12
	162	10	5340-01-556-5603	153	19
	169	14	5340-01-556-5604	153	22
	218	13	2510-01-556-5605	153	20
5310-01-556-5555	30	9	5340-01-556-5606	153	21
	39	13	5340-01-556-5608	154	9
	217	21	5365-01-556-5609	156	2
5310-01-556-5557	92	13	2590-01-556-5610	153	7
	132	15	5340-01-556-5611	153	12
	133	9	5340-01-556-5614	153	25
5306-01-556-5559	137	3	2510-01-556-5616	153	29
	158	58	2510-01-556-5617	153	26
	159	3	2510-01-556-5618	153	10
5306-01-556-5560	128	1	2590-01-556-5619	153	17
5306-01-556-5561	138	1	2510-01-556-5620	153	6
5310-01-556-5562	137	4	2510-01-556-5621	153	11
	138	3	2530-01-556-5622	189	7
2590-01-556-5565	153	1	2590-01-556-5623	189	6
6150-01-556-5567	47	1	2510-01-556-5624	189	8

NATIONAL STOCK NUMBER INDEX - (CONTINUED)

STOCK NUMBER	FIG.	ITEM	STOCK NUMBER	FIG.	ITEM
2510-01-556-5625	189	1	5340-01-556-5704	179	40
2510-01-556-5630	158	34	5315-01-556-5709	178	22
5340-01-556-5634	158	47	2590-01-556-5710	178	25
5340-01-556-5635	158	46	9999-01-556-5711	179	13
2590-01-556-5637	158	42	5340-01-556-5712	178	14
2590-01-556-5638	158	48	2510-01-556-5713	227	1
2510-01-556-5640	158	53	5365-01-556-5714	179	2
5310-01-556-5645	158	35	4730-01-556-5715	179	15
2540-01-556-5646	187	4	2510-01-556-5716	227	2
2510-01-556-5647	187	14	2540-01-556-5717	154	2
9535-01-556-5649	158	21	2540-01-556-5718	154	1
9535-01-556-5650	158	50	3120-01-556-5719	178	24
2520-01-556-5651	158	22		179	24
2520-01-556-5652	158	51	3120-01-556-5720	179	10
5340-01-556-5653	187	2	2540-01-556-5722	154	14
5340-01-556-5654	187	5	2540-01-556-5727	192	1
5340-01-556-5655	187	15	2540-01-556-5729	190	19
5340-01-556-5656	187	11		191	17
2540-01-556-5660	175	38	5340-01-556-5731	180	22
2540-01-556-5661	175	37	5340-01-556-5732	180	5
2540-01-556-5662	175	34	5340-01-556-5733	180	14
2510-01-556-5663	158	2	9999-01-556-5736	180	1
2540-01-556-5671	175	30	2540-01-556-5740	182	2
	176	17	5340-01-556-5743	174	12
5340-01-556-5672	175	6	5340-01-556-5744	182	13
2510-01-556-5674	175	18	5340-01-556-5745	182	14
2541-01-556-5679	176	8	2510-01-556-5748	180	10
2540-01-556-5680	176	9	2590-01-556-5751	209	16
2540-01-556-5681	176	14	2541-01-556-5752	190	4
2510-01-556-5683	176	15	5340-01-556-5753	189	4
2510-01-556-5684	177	9	2510-01-556-5754	192	12
2540-01-556-5685	177	6	5310-01-556-5757	158	24
2541-01-556-5686	177	10		187	7
2540-01-556-5689	154	7	5310-01-556-5758	158	30
2590-01-556-5690	178	17	5310-01-556-5760	158	26
2590-01-556-5691	179	28		187	9
5315-01-556-5692	178	8	5310-01-556-5761	158	28
3130-01-556-5693	179	23	5340-01-556-5767	152	2
2590-01-556-5694	179	4	5340-01-556-5768	177	2
2510-01-556-5695	178	27	2510-01-556-5769	178	10
5360-01-556-5696	179	3	3120-01-556-5771	178	6
5340-01-556-5698	179	12	5340-01-556-5775	207	4
2590-01-556-5701	179	16	6230-01-556-5784	64	9
5365-01-556-5702	179	17	6150-01-556-5785	89	18
5310-01-556-5703	179	25	6150-01-556-5791	87	1

NATIONAL STOCK NUMBER INDEX - (CONTINUED)

STOCK NUMBER	FIG.	ITEM	STOCK NUMBER	FIG.	ITEM
6220-01-556-5792	66	7	2510-01-556-5914	143	2
5935-01-556-5793	66	8	5340-01-556-5919	65	20
4730-01-556-5795	79	2	5340-01-556-5920	41	3
2510-01-556-5797	86	1	5930-01-556-5923	43	7
6220-01-556-5805	66	2		46	7
6640-01-556-5808	64	4	5930-01-556-5925	31	17
5975-01-556-5811	194	33	5340-01-556-5932	114	23
5340-01-556-5812	194	32	5306-01-556-5933	126	1
7690-01-556-5819	206	2	5340-01-556-5937	92	10
7690-01-556-5820	206	3	5975-01-556-5945	65	13
7690-01-556-5821	206	8		82	4
7690-01-556-5822	206	5	5340-01-556-5954	97	14
2590-01-556-5823	192	23	2590-01-556-5957	118	15
	190	20	5325-01-556-5960	82	7
	191	12		108	2
2510-01-556-5827	205	29	2530-01-556-5963	76	1
5340-01-556-5830	205	21	2590-01-556-5964	142	7
2510-01-556-5836	209	1	5340-01-556-5965	144	2
2510-01-556-5837	209	2	5310-01-556-5967	32	21
5340-01-556-5860	77	33		52	6
2530-01-556-5869	107	1		52	8
5310-01-556-5871	64	15	5340-01-556-5976	31	15
2590-01-556-5875	122	7	5340-01-556-5977	65	12
5920-01-556-5878	90	9		82	3
5920-01-556-5879	59	22		111	27
4730-01-556-5881	119	40	5975-01-556-5977	112	2
4730-01-556-5882	112	24		114	2
	119	24		122	15
	122	3		218	15
5305-01-518-8434	100	3	2540-01-556-5979	149	15
	103	39	6220-01-556-5981	97	12
	106	34	5340-01-556-5982	97	22
5945-01-556-5893	51	3	5340-01-556-5984	97	5
	57	3	5340-01-556-5985	97	4
5930-01-556-5894	49	2	5340-01-556-5989	77	43
5340-01-556-5900	36	2	2530-01-556-5992	126	2
2520-01-556-5905	58	6	2540-01-556-5993	112	11
4730-01-556-5906	35	5	5340-01-556-5994	119	13
4730-01-556-5907	205	37	2510-01-556-5995	91	8
5340-01-556-5910	103	44	2510-01-556-5996	91	4
5340-01-556-5912	3	2	6625-01-556-6002	150	17
5310-01-556-5913	3	7	6625-01-556-6003	151	1

NATIONAL STOCK NUMBER INDEX - (CONTINUED)

STOCK NUMBER	FIG.	ITEM	STOCK NUMBER	FIG.	ITEM
2510-01-556-6004	151	5		118	3
5305-01-556-6006	28	9		120	7
	162	15	4330-01-556-6053	20	2
	163	9	5306-01-556-6054	149	30
	169	11	5342-01-556-6055	31	12
	170	19		52	14
	194	34		53	6
5306-01-556-6007	32	20	3990-01-556-6057	77	21
5999-01-556-6008	49	3		82	9
4710-01-556-6013	26	4	5306-01-556-6059	144	5
2920-01-556-6014	45	1	5340-01-556-6060	32	1
5975-01-556-6015	118	12	6150-01-556-6066	53	1
2590-01-556-6016	206	6	5360-01-556-6067	141	3
2530-01-556-6017	122	28	2510-01-556-6068	141	6
5340-01-556-6018	141	11	5975-01-556-6071	36	27
5340-01-556-6019	141	1		58	11
2590-01-556-6020	141	10		77	34
2590-01-556-6021	141	8		120	2
2510-01-556-6023	3	5	6110-01-556-6074	57	1
5306-01-556-6025	148	7	5430-01-556-6077	57	5
5930-01-556-6028	46	8	5340-01-556-6077	57	8
2530-01-556-6029	126	7	5306-01-556-6078	135	9
5930-01-556-6030	43	6	5340-01-556-6080	141	5
5310-01-556-6031	45	2	4730-01-556-6081	26	19
6220-01-556-6032	42	2	4720-01-556-6082	26	18
6220-01-556-6033	42	1	5340-01-556-6086	31	13
6220-01-556-6034	42	3	5306-01-556-6089	78	5
6220-01-556-6035	42	7	5340-01-556-6090	31	16
5340-01-556-6036	117	9	5306-01-556-6091	112	18
5340-01-556-6037	117	9		114	26
5310-01-556-6038	149	46	5340-01-556-6092	25	7
5340-01-556-6041	119	12	5340-01-556-6093	25	2
5307-01-556-6042	52	7	4010-01-556-6094	109	22
4810-01-556-6043	38	9	5306-01-556-6095	114	5
5306-01-556-6044	118	2		194	36
	119	34	5340-01-556-6096	32	23
5340-01-556-6045	36	17	6350-01-556-6097	75	4
	88	2	4730-01-556-6098	36	11
	94	9		213	9
5340-01-556-6046	52	12	5930-01-556-6110	44	4
	65	19	5340-01-556-6111	31	11
5306-01-556-6050	18	12	5340-01-556-6113	91	6
	28	13	4720-01-556-6115	25	1
	86	3	4730-01-556-6116	25	6
	92	3	5905-01-556-6118	43	1

NATIONAL STOCK NUMBER INDEX - (CONTINUED)

STOCK NUMBER	FIG.	ITEM	STOCK NUMBER	FIG.	ITEM
5905-01-556-6119	44	2	6880-01-556-6207	72	3
5930-01-556-6120	44	3	5330-01-556-6208	72	2
5340-01-556-6122	62	1	6160-01-556-6209	90	14
	160	8	4730-01-556-6210	130	14
	166	4	5305-01-556-6211	72	1
	167	10	4720-01-556-6212	23	1
	173	2	7690-01-556-6215	23	8
	174	2	5310-01-556-6217	36	18
5310-01-556-6123	2	7	4720-01-556-6218	130	13
5305-01-556-6127	149	9	5340-01-556-6220	28	7
4820-01-556-6128	31	8		55	19
6150-01-556-6129	58	8	2540-01-556-6221	46	4
5310-01-556-6131	149	25	4730-01-556-6222	216	26
5306-01-556-6136	149	16	4720-01-556-6223	109	5
	188	5	5340-01-556-6224	109	15
5330-01-556-6137	106	32	2590-01-556-6225	41	6
5340-01-556-6148	119	31	2510-01-556-6228	33	13
4730-01-556-6155	99	20	4720-01-556-6229	36	23
2530-01-556-6157	114	8	5310-01-556-6230	59	23
5340-01-556-6159	94	17		80	2
	218	11	5340-01-556-6232	130	5
4730-01-556-6161	112	20	2510-01-556-6233	92	5
	114	30	5340-01-556-6238	32	5
4720-01-556-6162	112	26	4710-01-556-6239	96	5
5340-01-556-6163	28	14	5310-01-556-6240	65	9
5306-01-556-6175	142	6	4730-01-556-6246	94	5
5365-01-556-6179	134	2	5340-01-556-6253	135	15
5340-01-556-6182	18	7	4720-01-556-6256	36	10
4730-01-556-6183	114	28	3040-01-556-6258	149	48
4730-01-556-6184	114	27	3040-01-556-6259	149	51
4810-01-556-6186	98	12	2510-01-556-6260	149	52
4730-01-556-6187	130	4	2510-01-556-6261	149	47
5920-01-556-6192	59	21	2510-01-556-6262	149	53
	80	1	5315-01-556-6264	135	12
	90	8	2510-01-556-6265	135	10
5930-01-556-6195	44	1	7690-01-556-6269	36	4
5315-01-556-6199	27	6	2590-01-556-6270	149	22
6220-01-556-6200	42	4	2510-01-556-6271	149	40
5306-01-556-6202	149	5	2590-01-556-6273	149	20
5340-01-556-6203	119	17	4010-01-556-6274	149	19
5340-01-556-6204	33	6	4710-01-556-6276	36	21
4730-01-556-6205	130	11	2530-01-556-6279	114	21

NATIONAL STOCK NUMBER INDEX - (CONTINUED)

STOCK NUMBER	FIG.	ITEM	STOCK NUMBER	FIG.	ITEM
	119	22	5340-01-556-6362	32	13
4720-01-556-6280	113	4	5340-01-556-6363	122	6
5340-01-556-6281	99	1	5340-01-556-6364	122	23
2510-01-556-6283	137	1	2540-01-556-6365	26	11
2510-01-556-6285	148	6	2510-01-556-6367	59	7
2590-01-556-6286	148	12	5340-01-556-6368	140	6
2510-01-556-6287	148	2	2510-01-556-6369	177	12
6150-01-556-6292	52	2	5340-01-556-6378	27	10
2590-01-556-6293	150	9	2510-01-556-6379	184	13
2510-01-556-6294	133	8	2510-01-556-6382	183	11
2510-01-556-6295	133	12	2510-01-556-6383	183	19
2540-01-556-6296	139	2	5340-01-556-6384	184	14
2510-01-556-6297	132	17	5340-01-556-6386	184	16
2541-01-556-6298	132	7	2590-01-556-6387	149	12
2910-01-556-6300	219	1		183	3
6150-01-556-6303	77	15	5930-01-556-6390	43	4
2990-01-556-6304	32	16		46	17
2990-01-556-6305	32	17	2510-01-556-6391	133	11
7690-01-556-6306	57	7	5220-01-556-6392	46	5
6150-01-556-6307	85	2	5930-01-556-6393	46	13
4010-01-556-6308	59	32	5930-01-556-6394	46	14
4720-01-556-6310	212	16	2510-01-556-6395	182	5
2541-01-556-6318	132	6	4330-01-556-6396	184	15
2541-01-556-6319	132	2	5306-01-556-6401	158	16
6220-01-556-6320	132	13		181	4
6220-01-556-6321	132	12		183	5
4810-01-556-6325	216	10		189	5
6150-01-556-6327	218	16		209	15
2510-01-556-6328	149	1		221	20
6220-01-556-6329	65	14		224	4
6220-01-556-6330	65	14	5306-01-556-6403	149	13
2540-01-556-6331	149	17		180	2
2540-01-556-6332	149	6		183	8
5340-01-556-6342	32	18		184	11
2590-01-556-6343	159	4		209	6
2590-01-556-6344	159	2	5340-01-556-6409	109	3
4730-01-556-6345	77	8	5306-01-556-6417	150	21
5340-01-556-6346	77	4		155	34
5340-01-556-6347	119	43		180	15
6150-01-556-6348	77	11		185	3
6140-01-556-6349	59	5		227	9
6145-01-556-6350	59	4	5340-01-556-6418	158	60
6150-01-556-6351	77	10	5340-01-556-6419	158	63
6160-01-556-6353	78	2	5963-01-556-6422	61	5
5995-01-556-6357	119	7	5995-01-556-6425	77	12

NATIONAL STOCK NUMBER INDEX - (CONTINUED)

STOCK NUMBER	FIG.	ITEM	STOCK NUMBER	FIG.	ITEM
6150-01-556-6427	77	13	5306-01-556-6474	203	4
2590-01-556-6428	17	8		204	6
5340-01-556-6430	77	45		227	4
2835-01-556-6431	216	23	5306-01-556-6475	184	2
3020-01-556-6432	39	3	5306-01-556-6476	158	41
5340-01-556-6436	27	11		178	20
6150-01-556-6437	83	1		187	1
5306-01-556-6439	196	13		209	18
5306-01-556-6446	189	3	5306-01-556-6477	158	39
	210	3		160	4
5306-01-556-6448	203	8		167	4
	204	5		175	4
	207	1		176	26
5310-01-556-6449	197	10	5340-01-556-6478	132	4
	198	26	5310-01-556-6480	158	23
	199	22		179	21
	200	11		187	10
5340-01-556-6452	32	6	2510-01-556-6481	183	17
5310-01-556-6455	77	38	2510-01-556-6482	150	23
5305-01-556-6456	196	7	5305-01-556-6486	202	5
5306-01-556-6461	192	18	4720-01-556-6489	216	28
	190	7	5340-01-556-6493	59	13
5306-01-556-6463	158	33	4310-01-556-6494	109	6
	187	13	2530-01-556-6495	27	7
5306-01-556-6464	183	10	2530-01-556-6496	109	14
5306-01-556-6465	158	18	4710-01-556-6497	28	3
5306-01-556-6466	158	27	5340-01-556-6500	57	6
5340-01-556-6467	122	22		106	12
5340-01-556-6468	122	18	5975-01-556-6500	108	6
5340-01-556-6469	183	14		120	3
5340-01-556-6470	183	14		185	7
5306-01-556-6471	153	14	5310-01-556-6501	155	40
	154	4		179	5
	155	8		192	17
	179	36		190	6
	180	13		191	14
	194	30	5310-01-556-6505	11	4
	220	9		55	16
5306-01-556-6472	63	1	5310-01-556-6508	32	9
	155	23		36	8
	158	43	5306-01-556-6510	3	3
5306-01-556-6473	179	39	5310-01-556-6511	158	61

NATIONAL STOCK NUMBER INDEX - (CONTINUED)

STOCK NUMBER	FIG.	ITEM	STOCK NUMBER	FIG.	ITEM
	159	1		199	23
5306-01-556-6514	99	23		200	6
5306-01-556-6516	65	10		220	4
5306-01-556-6517	78	8	5306-01-556-6624	175	32
5306-01-556-6519	98	9		176	16
	112	22		178	1
	119	33		196	18
	162	9		209	8
	169	13	5305-01-556-6634	210	2
5306-01-556-6520	27	4	5305-01-556-6637	179	7
5306-01-556-6524	64	18		192	20
	114	29		190	17
	132	9	5310-01-556-6652	194	6
	162	60		227	3
	169	52	3120-01-556-6670	179	18
5305-01-556-6525	46	1	5307-01-556-6672	182	3
5310-01-556-6526	46	15	2540-01-556-6674	207	56
5310-01-556-6527	46	16	5325-01-556-6681	179	9
5306-01-556-6528	175	9	5365-01-556-6682	179	11
	176	29	5320-01-556-6711	188	3
5306-01-556-6552	97	1	5310-01-556-6715	144	7
5340-01-556-6553	94	12	5340-01-556-6718	118	7
5340-01-556-6554	77	22	5340-01-556-6722	96	12
5306-01-556-6555	77	41	5360-01-556-6723	149	23
4730-01-556-6561	67	5	5360-01-556-6724	149	24
4730-01-556-6567	26	10	5365-01-556-6725	142	14
5306-01-556-6575	36	25	4730-01-556-6731	118	27
5340-01-556-6576	59	16	5325-01-556-6733	154	3
5340-01-556-6577	77	27	5315-01-556-6784	15	9
5305-01-556-6580	65	18	5340-01-556-6789	7	11
5305-01-556-6581	52	3		77	42
2590-01-556-6582	142	10	5340-01-556-6791	23	2
2590-01-556-6583	142	10	4730-01-556-6792	23	19
5340-01-556-6587	92	8	4730-01-556-6800	121	7
5340-01-556-6588	38	8	4730-01-556-6804	120	1
5365-01-556-6591	142	14	5331-01-556-6807	2	8
5365-01-556-6592	142	14	5331-01-556-6809	130	10
2590-01-556-6596	64	3	5306-01-556-6814	31	6
5340-01-556-6598	92	4		119	20
	94	11		228	38
5365-01-556-6600	142	9	5310-01-556-6815	97	6
5340-01-556-6601	92	9		179	20
5340-01-556-6606	118	6	5310-01-556-6816	31	5
5306-01-556-6622	197	12		59	2
	198	4		228	3

NATIONAL STOCK NUMBER INDEX - (CONTINUED)

STOCK NUMBER	FIG.	ITEM	STOCK NUMBER	FIG.	ITEM
	229	2	4730-01-556-7361	227	7
5310-01-556-6817	31	19	5310-01-556-7368	150	22
5310-01-556-6818	52	5	2590-01-556-7370	19	5
	59	8	4730-01-556-7389	130	9
	228	25	5930-01-557-0592	46	21
4730-01-556-6821	36	13	5310-01-557-0708	78	3
4730-01-556-6822	99	18		215	12
4730-01-556-6823	21	17	5310-01-557-0717	27	12
5310-01-556-6825	106	30		99	13
	117	3		118	14
5310-01-556-6829	143	1	5306-01-557-0958	148	13
4730-01-556-6831	120	4	5340-01-557-0989	18	14
3950-01-556-7031	78	7		38	5
4720-01-556-7033	23	20	6130-01-557-6683	60	1
4210-01-556-7034	224	3	5310-01-558-4741	205	2
2520-01-556-7044	109	32	2510-01-558-9360	145	1
2590-01-556-7052	118	20	5305-01-559-5860	202	8
2510-01-556-7053	109	24		202	20
2530-01-556-7054	97	20	4720-01-559-9893	224	1
5310-01-556-7059	117	4	4720-01-559-9895	221	9
2590-01-556-7062	77	35	4720-01-559-9896	222	23
3040-01-556-7066	205	1	4720-01-559-9899	222	24
2510-01-556-7074	99	4	4720-01-559-9902	222	32
5365-01-556-7078	130	8	4720-01-559-9903	222	19
4720-01-556-7088	23	17	4720-01-559-9904	222	21
2590-01-556-7090	100		4720-01-559-9907	222	1
	103		4720-01-559-9909	223	7
	106		4720-01-559-9912	223	10
2510-01-556-7101	150	1	4720-01-559-9914	223	11
5340-01-556-7106	103	30	4210-01-559-9915	222	22
5306-01-556-7107	9	3	4210-01-559-9918	223	5
4730-01-556-7111	114	12	4720-01-559-9924	223	12
4730-01-556-7113	127	3	4720-01-559-9926	223	20
6810-01-556-7115	8	1	4720-01-559-9931	223	21
5315-01-556-7116	142	8	4710-01-559-9932	224	16
3120-01-556-7140	103	31	5340-01-559-9934	224	6
2815-01-556-7311	103	5	5340-01-559-9937	221	15
2815-01-556-7320	106	3	4210-01-559-9938	224	13
2815-01-556-7325	43	5	5340-01-559-9939	222	35
2815-01-556-7326	10	15	5340-01-559-9942	222	10
2815-01-556-7328	53	5		223	1
4730-01-556-7355	227	8	4710-01-559-9945	221	2

NATIONAL STOCK NUMBER INDEX - (CONTINUED)

STOCK NUMBER	FIG.	ITEM	STOCK NUMBER	FIG.	ITEM
4710-01-559-9949	221	12	5330-01-563-3176	228	17
2590-01-559-9952	220	14	4720-01-563-3177	213	5
6110-01-559-9954	220	11	2540-01-563-3178	225	4
2590-01-559-9955	222	17	2590-01-563-3181	228	1
2590-01-559-9957	222	9	6150-01-563-3186	230	8
6110-01-559-9958	220	5	4730-01-563-3190	213	13
6110-01-559-9959	220	6	6150-01-563-3191	230	5
4710-01-559-9963	223	15	6685-01-563-3194	228	12
4710-01-559-9966	223	15	6150-01-563-3199	230	2
6150-01-559-9968	220	7	2540-01-563-3200	225	13
4710-01-559-9972	223	23	4720-01-563-3201	213	8
6150-01-559-9973	220	8	4720-01-563-3203	213	16
4710-01-559-9976	223	23	6150-01-563-3205	230	11
4710-01-559-9980	223	16	6150-01-563-3206	230	12
5930-01-562-3426	230	4	6150-01-563-3208	230	6
4820-01-562-3447	227	6	2540-01-563-3210	225	12
5340-01-562-3455	228	32	6150-01-563-3211	230	3
4720-01-562-3456	213	6	4520-01-563-3213	228	11
4730-01-562-3459	214	2	6150-01-563-3215	230	10
4730-01-562-3463	213	1	2540-01-563-3218	225	1
2940-01-562-3592	228	22	4720-01-563-3221	213	15
6105-01-562-3922	228	30	6150-01-563-3222	90	2
4720-01-562-4432	213	14	6150-01-563-3225	230	7
4720-01-562-4465	185	4	2540-01-563-3226	225	8
4720-01-562-4469	213		5999-01-563-3235	230	1
4720-01-562-4472	212	31	6210-01-563-3236	229	8
4720-01-562-4473	212	9	2940-01-563-3238	214	1
4720-01-562-4475	212	11	5340-01-563-3252	228	42
4720-01-562-4476	212	7	4730-01-563-3264	216	19
4720-01-562-4479	212	5	5795-01-563-3267	212	23
4720-01-562-4483	212	3	5331-01-563-3270	227	5
4720-01-562-4486	212	1	5331-01-563-3272	228	20
4720-01-562-4491	213	17	5340-01-563-3283	225	3
4720-01-562-6179	212	29	5305-01-563-5339	64	2
5306-01-562-7681	228	9		66	4
5306-01-562-9307	165	16	8315-01-563-5893	225	
	172	11	5340-01-563-9446	202	14
2530-01-563-1900	114	25	6220-01-563-9448	66	5
4130-01-563-3143	228	5	6220-01-563-9453	66	5
4130-01-563-3147	228	36	2590-01-563-9512	202	1
4130-01-563-3159	214	3	6220-01-563-9517	63	3
3030-01-563-3164	225	6	5340-01-563-9576	202	26
	225	7	2590-01-563-9882	202	22
6105-01-563-3169	228	16	2930-01-563-9970	38	1
5330-01-563-3170	229	11	3040-01-563-9974	125	3

NATIONAL STOCK NUMBER INDEX - (CONTINUED)

STOCK NUMBER	FIG.	ITEM	STOCK NUMBER	FIG.	ITEM
2930-01-563-9989	13	2		170	9
2510-01-564-0003	142	2	5355-01-564-0346	164	10
2510-01-564-0005	143	4		171	12
2590-01-564-0061	203	2	2510-01-564-0349	165	10
5340-01-564-0292	166	3	5340-01-564-0351	162	41
	173	3		169	29
5340-01-564-0293	172	9	3130-01-564-0352	163	28
5340-01-564-0296	165	19		170	14
5360-01-564-0297	162	49	3040-01-564-0356	170	1
	169	49	3130-01-564-0360	163	29
3040-01-564-0299	163	16		170	12
	170	24	5305-01-564-0361	163	24
2940-01-564-0300	163	31		170	18
	170	11	5340-01-564-0362	163	34
2940-01-564-0303	170	16		170	8
5340-01-564-0304	165	17	5340-01-564-0364	163	30
	172	12		170	13
5340-01-564-0305	162	33	2510-01-564-0365	163	22
	169	38		170	21
2940-01-564-0307	163	26	3040-01-564-0366	163	1
2540-01-564-0318	163	10	5340-01-564-0370	162	8
5315-01-564-0319	162	34		169	7
	163	11	5340-01-564-0372	165	4
	169	22		165	14
	170	28		172	7
2940-01-564-0321	165	12		172	15
	172	16	5340-01-564-0373	163	12
3130-01-564-0322	165	2		163	15
	172	8		170	29
5306-01-564-0323	162	32		170	32
	169	40	5340-01-564-0375	166	2
5340-01-564-0325	165	22		173	4
	172	23	2540-01-564-0379	165	1
5305-01-564-0331	163	3		165	3
	170	7		172	3
5365-01-564-0334	165	23	5315-01-564-0385	162	38
	172	22		169	31
3040-01-564-0335	170	38	2540-01-564-0386	165	11
2540-01-564-0336	163	6		172	10
	170	3	5365-01-564-0388	164	4
2510-01-564-0343	172	19		171	4
5340-01-564-0345	163	33	2540-01-564-0391	172	1

NATIONAL STOCK NUMBER INDEX - (CONTINUED)

STOCK NUMBER	FIG.	ITEM	STOCK NUMBER	FIG.	ITEM
2590-01-564-0392	164	5	5306-01-564-0939	162	12
	171	5		169	12
5310-01-564-0393	165	9	5305-01-564-0955	162	50
	172	18		165	8
5306-01-564-0406	162	57		169	50
	163	2		172	2
	169	56	6110-01-564-1329	89	17
	170	4	5340-01-556-5423	33	14
5310-01-564-0407	156	5	2510-01-564-6951	133	1
	163	39	2510-01-564-6956	133	5
	170	34	5306-01-564-6970	140	2
	215	3	4720-01-564-7442	212	25
	215	15	4140-01-564-7463	215	14
5310-01-564-0408	162	23	5340-01-564-7478	229	7
	163	17	5305-01-564-7531	33	5
	169	44	4730-01-564-7536	228	41
	170	27	5340-01-564-7567	228	31
2510-01-564-0412	168	1	4730-01-564-7772	211	5
5306-01-564-0414	162	5	4730-01-564-7774	211	9
	169	5	5305-01-564-7791	33	32
2510-01-564-0415	161	1	2540-01-564-8316	228	7
5305-01-564-0416	163	23	5330-01-564-8346	228	40
	165	6	5310-01-564-8353	211	7
	165	15	5306-01-564-8358	211	8
	170	20	5306-01-564-8365	191	13
	172	5		195	7
	172	13	5340-01-568-7326	212	24
3120-01-564-0417	162	39	5306-01-565-3441	153	3
	165	21		194	27
	169	30		195	17
	172	21	5306-01-565-3467	89	16
5315-01-564-0419	165	18		207	50
	172	17	6110-01-565-6245	229	4
3120-01-564-0424	162	25	5310-01-565-7943	194	15
	169	35	5305-01-565-7979	194	21
5325-01-564-0437	163	27	5310-01-565-7983	194	20
	170	15	5342-01-565-9312	155	32
3120-01-564-0439	163	32	2540-01-565-9327	156	10
	170	10	2540-01-565-9343	155	36
5305-01-564-0863	165	5	5340-01-566-0970	211	6
	165	13	2590-01-566-0971	155	22
	172	6		156	9
	172	14	2510-01-566-3283	183	4
5305-01-564-0933	163	40	2590-01-566-3484	160	7
	170	33		167	11

NATIONAL STOCK NUMBER INDEX - (CONTINUED)

STOCK NUMBER	FIG.	ITEM	STOCK NUMBER	FIG.	ITEM
5340-01-566-3489	204	8	5306-01-566-6378	178	9
2540-01-566-4349	203	5	5306-01-566-6379	195	9
	203	7	5306-01-566-6380	190	3
2540-01-566-4351	204	2		194	41
	204	3		194	46
3040-01-566-4370	207	57		195	14
2510-01-566-4386	186	9	4730-01-566-6456	121	4
2510-01-566-4452	162	1	2590-01-566-6461	201	7
5340-01-566-5607	118	10	4820-01-566-6507	109	26
5330-01-566-5651	21	6	5340-01-566-6658	97	17
5310-01-566-5871	196	26	5340-01-566-6660	97	9
4730-01-566-5882	97	36	5340-01-566-6937	217	6
4010-01-566-5903	201	5	5310-01-566-8854	74	5
5940-01-566-5921	218	18	5930-01-566-9179	59	6
5306-01-566-5922	175	20	5365-01-566-9232	106	16
5340-01-566-5929	28	10	4520-01-566-9233	217	2
2510-01-566-5953	188	6	5310-01-566-9235	223	28
5340-01-566-5956	196	6	5340-01-566-9288	147	6
5340-01-566-5960	202	6	2530-01-566-9323	74	3
2590-01-566-5965	162	52	5340-01-566-9347	201	6
	169	60	5998-01-566-9354	92	2
	174	13	2530-01-566-9355	124	1
5365-01-566-5966	162	4	5305-01-566-9358	66	6
	169	6		196	23
5305-01-566-5967	164	8	4730-01-566-9620	114	9
	171	8	5310-01-566-9855	124	3
2590-01-566-6017	207	45	6150-01-567-0047	65	16
2590-01-566-6018	207	49	5340-01-567-0227	202	27
2590-01-566-6019	207	48	2590-01-567-0275	188	2
6150-01-566-6020	207	5	5305-01-567-0280	79	3
5340-01-566-6045	32	7		228	19
5307-01-566-6046	52	9	2590-01-567-0282	188	2
5340-01-566-6052	196	5	5315-01-567-0291	110	4
5305-01-566-6071	174	6	2590-01-567-0292	52	11
2510-01-566-6127	180	19	2510-01-567-0303	188	6
2510-01-566-6132	148	16	6150-01-567-0315	63	6
2510-01-566-6133	148	4	4130-01-567-0343	215	8
5340-01-566-6138	207	44	5306-01-567-0370	162	37
5305-01-566-6147	151	4		164	2
5305-01-566-6346	180	9		169	33
5998-01-566-6368	91	3		171	2
5306-01-566-6374	221	19	5310-01-567-0382	162	45

NATIONAL STOCK NUMBER INDEX - (CONTINUED)

STOCK NUMBER	FIG.	ITEM	STOCK NUMBER	FIG.	ITEM
	169	21	5340-01-567-0834	162	44
2540-01-567-0398	160	9		169	27
	167	9	2540-01-567-0933	164	1
2510-01-567-0630	154	10		171	1
5340-01-567-0644	174	8	5340-01-567-0953	162	51
2540-01-567-0647	162	35		169	59
	169	36		174	11
5365-01-567-0656	162	36	3040-01-567-0970	171	6
	169	34	2920-01-567-1002	51	7
5340-01-567-0669	164	9	2530-01-567-1147	61	3
	171	9	3040-01-567-1215	170	17
5365-01-567-0680	162	54	3040-01-567-1217	163	7
	169	58	3040-01-567-1220	170	2
5340-01-567-0683	174	7	3040-01-567-1263	163	25
5365-01-567-0689	162	58	3040-01-567-1267	163	38
	169	55	5305-01-567-1282	158	12
5305-01-567-0697	162	20		162	48
	169	16		169	48
5340-01-567-0699	162	21	2590-01-567-1295	162	28
	162	31	2590-01-567-1297	169	42
	163	14	2540-01-567-1319	162	42
	169	23		169	28
	169	41	4820-01-567-1327	170	36
	170	30	5307-01-567-1357	217	20
5365-01-567-0703	162	17	2510-01-567-1369	160	10
	169	19	5310-01-567-1388	185	6
5305-01-567-0704	162	53		228	2
	169	61		229	3
	174	14	2540-01-567-1420	164	6
5365-01-567-0717	162	18	2540-01-567-1439	169	17
	169	18	2540-01-522-3331	162	19
3040-01-567-0733	162	46	5330-01-567-1450	169	15
	169	25	9330-01-567-1455	169	8
5340-01-567-0744	162	40	9330-01-567-1457	162	7
	169	32	2590-01-567-1463	164	13
3120-01-567-0746	164	7		171	13
	171	7	3040-01-567-1475	162	29
5340-01-567-0784	162	56		169	37
	169	57	2590-01-567-1479	169	20
3120-01-567-0788	162	55	2590-01-567-1497	162	16
	169	53	2510-01-567-1549	173	1
5340-01-567-0792	162	59	2510-01-567-1552	166	1
	169	54	5340-01-567-1568	170	5
5340-01-567-0801	162	61	5340-01-567-1740	163	5
	169	51	2510-01-567-1746	162	24

NATIONAL STOCK NUMBER INDEX - (CONTINUED)

STOCK NUMBER	FIG.	ITEM	STOCK NUMBER	FIG.	ITEM
	169	47	5307-01-568-0127	124	6
5340-01-567-1900	162	47	6150-01-568-2188	46	12
5340-01-567-1903	169	26	2510-01-568-2216	184	5
4720-01-567-7372	208	7	2510-01-568-2224	184	1
2540-01-567-7411	207	12	2599-01-568-2331	97	18
2540-01-567-7429	207	10	5305-01-568-2597	46	9
2930-01-567-7466	207	43	5305-01-568-2724	56	2
4810-01-567-7468	207	27	5945-01-568-2991	56	1
4730-01-567-7471	207	42	5930-01-491-9893	46	10
4810-01-567-7480	207	37	6150-01-568-3030	46	2
2540-01-567-7482	154	15	6150-01-568-3034	46	20
4810-01-567-7485	207	35	4720-01-568-3223	213	10
4730-01-567-7491	207	34	6150-01-568-3500	59	25
4730-01-567-7540	207	39	2530-01-568-3535	111	7
6150-01-567-7584	87	3	5315-01-568-3540	178	7
2510-01-567-7588	207	32	5330-01-568-3541	177	1
2590-01-567-7711	191	6	5310-01-568-3545	178	26
2540-01-567-7713	190	2	5340-01-568-3554	207	52
2540-01-567-7715	192	22	5340-01-568-3560	207	8
2510-01-567-7718	180	4	5306-01-568-3567	207	30
2510-01-567-7720	193	1	6220-01-568-5525	64	22
2510-01-567-7722	193	1	6220-01-568-5540	64	21
5340-01-567-7727	194	25	6220-01-568-5544	66	3
	195	19	6695-01-568-5553	93	5
5340-01-567-7743	207	23	5365-01-568-5672	182	7
5340-01-567-7807	191	3	2590-01-568-5683	201	1
4210-01-567-7843	222	25	6150-01-568-5803	89	23
2540-01-567-7846	180	8	6150-01-568-5807	230	9
2590-01-567-7909	207	26	6150-01-568-5809	63	5
	207	36	6150-01-568-5813	64	11
5355-01-567-7911	207	25	6150-01-568-5817	87	4
5331-01-567-7913	207	13	6150-01-568-5819	63	14
4930-01-567-7922	207	16	5999-01-568-5824	89	2
4720-01-567-8100	208	1	6250-01-568-5825	66	9
2590-01-567-8108	207	40	6105-01-568-5828	205	17
2590-01-567-8120	207	11	5315-01-568-5841	179	32
4810-01-567-8126	207	38	5315-01-568-5842	178	29
2920-01-567-8131	207	17	5315-01-568-5843	179	34
2940-01-567-8133	207	22	5315-01-568-5844	178	28
2815-01-567-8135	207	19		179	35
5305-01-567-8138	207	15	5340-01-568-5846	222	6
2540-01-567-8145	207	24		222	18

NATIONAL STOCK NUMBER INDEX - (CONTINUED)

STOCK NUMBER	FIG.	ITEM	STOCK NUMBER	FIG.	ITEM
5315-01-568-5848	202	12	2450-01-568-6051	199	16
	202	16		200	15
5315-01-568-5849	202	10	2510-01-568-6053	64	17
	202	18		132	10
5985-01-568-5852	196	20	2530-01-568-6056	108	17
5985-01-568-5853	196	29	2510-01-568-6058	149	42
5985-01-568-5854	196	30	2540-01-568-6073	209	21
4730-01-568-5867	216	1	2510-01-568-6085	158	37
4730-01-568-5868	117	15	2510-01-568-6086	158	57
5340-01-568-5873	97	25	2510-01-568-6087	158	54
	100	8	2510-01-568-6100	158	17
4730-01-568-5875	111	12	2510-01-568-6105	153	28
	180	20	2510-01-568-6107	153	5
2590-01-568-5877	190	8	2510-01-568-6108	153	27
5330-01-568-5879	108	26	2510-01-568-6114	153	2
5330-01-568-5881	108	19	2540-01-568-6117	192	4
5330-01-568-5883	106	20	5340-01-568-6122	180	6
5340-01-568-5884	202	7	5340-01-568-6126	158	59
	202	21	5340-01-568-6128	174	12
5340-01-568-5887	225	2	5340-01-568-6130	228	27
4730-01-568-5897	106	29	5340-01-568-6134	108	29
4210-01-568-5905	200	29	5340-01-568-6136	175	13
2540-01-568-5910	203	6		176	2
	204	4	2540-01-568-6137	191	2
5325-01-568-5916	178	11	2590-01-568-6149	196	21
5365-01-568-5923	174	4	2590-01-568-6160	195	8
4730-01-568-5925	213	7	2590-01-568-6163	220	12
4730-01-568-5926	213	2	2590-01-568-6166	194	31
5340-01-568-5939	32	12	2590-01-568-6167	194	45
5340-01-568-5946	174	8	2590-01-568-6168	180	16
5340-01-568-5949	174	3	2590-01-568-6169	154	8
5340-01-568-5963	154	13	2590-01-568-6173	222	16
5340-01-568-5964	149	35	2590-01-568-6178	223	26
5340-01-568-5965	149	34	2590-01-568-6179	223	26
4520-01-568-6001	217	1	5340-01-568-6197	175	3
5340-01-568-6010	158	4		176	4
5340-01-568-6011	158	52	5340-01-568-6201	209	13
6220-01-568-6020	66	10	5340-01-568-6204	196	2
5340-01-568-6023	207	54	5340-01-568-6211	196	9
2540-01-568-6026	192	2	5340-01-568-6213	202	13
	190	1		202	15
	191	1	2590-01-568-6252	179	37
2599-01-568-6046	97	21	4710-01-568-6254	222	7
2540-01-568-6051	197	21	2510-01-568-6257	149	36
	198	23	5340-01-568-6260	158	62

NATIONAL STOCK NUMBER INDEX - (CONTINUED)

STOCK NUMBER	FIG.	ITEM	STOCK NUMBER	FIG.	ITEM
2540-01-568-6265	225	5	2590-01-568-6482	194	29
2540-01-568-6267	180	28		195	5
2540-01-568-6269	180	29	2590-01-568-6492	196	4
2540-01-568-6277	180	27	2590-01-568-6493	66	13
2540-01-568-6278	180	30	2590-01-568-6503	202	4
2540-01-568-6279	180	26		202	23
2540-01-568-6280	180	25	2590-01-568-6507	196	31
2540-01-568-6283	175	24	2590-01-568-6510	158	38
	176	21	5340-01-556-5636	158	49
2540-01-568-6285	165	7	2590-01-568-6519	202	17
	172	4	2590-01-568-6531	180	7
2540-01-568-6287	225	11		180	21
2540-01-568-6290	176	18	2590-01-568-6541	190	11
2540-01-568-6291	175	23	2510-01-568-6876	158	44
6220-01-550-1399	64	20	5325-01-568-7313	64	10
2990-01-568-6308	32	14		90	1
2590-01-568-6343	196	33	5325-01-568-7324	218	14
2590-01-568-6346	180	24	5306-01-568-7334	155	20
5340-01-568-6352	85	7	5340-01-568-7384	178	23
2590-01-568-6357	226	2	5340-01-569-5496	228	21
2590-01-568-6358	179	38	2940-01-569-5581	228	23
2590-01-568-6359	221	14	4130-01-569-5854	228	13
2590-01-568-6367	158	25	2990-01-569-5867	228	15
	187	8	5340-01-570-2837	11	1
2590-01-568-6393	153	16	5315-01-570-3271	155	27
2590-01-568-6394	153	15	5315-01-570-3272	155	28
2590-01-568-6395	153	24	5340-01-570-7870	155	9
2590-01-568-6396	181	7	5340-01-570-7872	155	12
2590-01-568-6397	181	5	5306-01-570-7879	155	1
2590-01-568-6398	181	2	5310-01-570-7887	155	3
2590-01-568-6403	182	10	5310-01-571-1742	209	19
2590-01-568-6417	196	3	5365-01-457-6700	209	22
2590-01-568-6422	175	21	4030-01-571-4972	192	6
	176	23		190	9
2590-01-568-6434	194	3		191	4
2590-01-568-6435	209	11	4030-01-571-5005	192	7
2590-01-568-6438	218	2		190	12
5340-01-568-6452	220	1		191	8
2590-01-568-6455	217	18	5365-01-571-5908	156	15
2590-01-568-6457	148	15	5365-01-571-5912	156	11
2590-01-568-6461	158	31	5365-01-571-5915	156	12
2590-01-568-6462	196	27	5365-01-571-5918	156	13

NATIONAL STOCK NUMBER INDEX - (CONTINUED)

STOCK NUMBER	FIG.	ITEM	STOCK NUMBER	FIG.	ITEM
5305-01-571-5922	156	6	5331-01-575-9944	212	13
5365-01-571-6161	156	14		212	32
3120-01-571-6213	155	39	4730-01-576-5487	97	34
5360-01-571-6220	155	35	2815-01-576-5550	13	1
5340-01-571-6244	155	21	5330-01-566-5886	23	4
2530-01-571-7016	108	39	2815-01-576-5789	23	7
5310-01-571-7017	108	18	2590-01-576-5912	96	1
5310-01-571-7019	108	30	5340-01-576-5913	92	14
5310-01-571-7022	108	31	5340-01-576-6054	92	6
2815-01-571-7292	10	3	2990-01-576-6254	33	16
5360-01-571-7320	10	6	5330-01-576-6738	97	29
2815-01-571-7327	10	12	5340-01-566-6405	74	2
2530-01-571-9546	147	3	5305-01-576-6869	74	4
2590-01-571-9626	146	1	3110-01-576-7264	100	2
3020-01-572-4902	121	14		103	38
5310-01-572-6006	195	10		106	33
	202	9	4730-01-576-7288	26	16
	202	19	5305-01-576-7805	33	15
5925-01-572-6023	54	5		34	5
5310-01-572-6950	155	19	2910-01-576-9470	33	1
5306-01-572-9348	222	33	2815-01-576-9489	34	6
5355-01-573-1229	55	7	2815-01-576-9498	34	1
5935-01-573-1288	55	11	2910-01-576-9596	33	9
6150-01-573-2456	46	19	4320-01-577-3399	97	24
5340-01-573-2833	217	19	5306-01-577-6371	149	38
5305-01-573-8324	66	12	4820-01-577-6389	109	8
5306-01-574-4173	39	16	5310-01-577-6394	28	15
5340-01-574-4365	33	33	4820-01-577-7976	109	19
5310-01-574-4815	33	35	4730-01-577-8705	109	9
2930-01-574-4821	34	3	2540-01-577-8712	150	2
5306-01-574-8680	5	4	5305-01-578-0145	183	6
5310-01-574-9933	158	55	5340-01-578-0180	192	11
5935-01-575-3755	215	19		190	16
2530-01-575-3812	131	1		191	11
5310-01-575-3866	138	9	5340-01-578-0197	192	8
5340-01-575-3867	36	20		190	15
2040-01-575-3908	138	13		191	10
5340-01-575-5145	155	14	5340-01-578-0212	192	9
5331-01-575-9942	212	4	3940-01-578-0218	192	5
	212	6		190	10
	212	10		191	5
	212	26	5340-01-578-0228	190	13
	212	28	5340-01-578-0234	191	9
	212	30	5306-01-578-0262	196	10
5330-01-575-9943	212	20	5306-01-578-0525	149	37

NATIONAL STOCK NUMBER INDEX - (CONTINUED)

STOCK NUMBER	FIG.	ITEM	STOCK NUMBER	FIG.	ITEM
5306-01-578-0543	175	26	4820-01-580-0295	109	10
	176	19	5340-01-580-0296	150	4
5305-01-578-0607	202	2	4730-01-580-1607	28	1
	202	25	5310-01-580-4138	126	3
5305-01-578-0628	154	11	5310-01-580-4311	192	15
4820-01-578-1544	109	21		222	31
2590-01-578-5227	205	27	5340-01-580-4961	174	5
5310-01-578-5795	89	22	2540-01-580-5242	179	1
5340-01-578-5954	155	25	5315-01-581-0922	194	16
5340-01-578-5961	156	8		195	18
2590-01-578-5980	155	4	4730-01-581-2318	114	24
2590-01-578-5986	155	11	2510-01-581-3911	42	5
2590-01-578-5997	155	15		43	2
2510-01-578-6065	155	16	5930-01-581-4650	63	8
2510-01-578-6073	156	1	5306-01-581-7329	33	10
2590-01-578-6087	155	10	2540-01-581-7447	155	42
5310-01-578-6093	197	13	5306-01-581-8350	4	10
	198	15	5340-01-581-9007	156	3
	200	22		197	18
	207	31		198	17
2590-01-578-6195	202	3		199	18
	202	24		200	21
5975-01-578-6278	180	18	2540-01-582-1004	195	1
2510-01-578-6305	149	2	2510-01-582-3399	150	7
2510-01-578-6345	149	8	2510-01-582-3420	150	8
2510-01-578-6348	149	14	4320-01-582-3615	21	1
2590-01-578-6373	149	44	5340-01-582-5124	194	24
5310-01-578-6395	149	31	5304-01-582-5124	195	20
5365-01-578-7415	225	16	5935-01-583-3241	54	1
5306-01-579-3231	140	10	5315-01-583-5413	117	20
	141	2	5310-01-583-5807	63	11
	183	13	5306-01-583-6797	195	13
5306-01-579-6484	178	18	2590-01-583-6800	195	11
5305-01-579-6526	207	47	2590-01-583-6804	195	21
5305-01-579-6731	178	12	3990-01-583-6806	195	15
4730-01-579-8176	221	3	5340-01-583-8587	158	29
5306-01-579-8197	138	14	5315-01-583-9009	117	14
4720-01-579-8530	223	22	5310-01-584-3539	160	5
5305-01-580-0026	64	19		167	5
5306-01-580-0039	175	12		176	11
5306-01-580-0065	175	14		180	12
	176	1		188	8

NATIONAL STOCK NUMBER INDEX - (CONTINUED)

STOCK NUMBER	FIG.	ITEM	STOCK NUMBER	FIG.	ITEM
	196	19		198	21
	209	4		199	15
5340-01-584-6453	223	14		200	14
5340-01-585-2245	109		2520-01-587-3358	106	11
	119		5310-01-587-3384	126	8
5306-01-585-2444	175	7	5310-01-587-6511	128	3
	176	24	2930-01-588-5040	33	2
2520-01-585-9927	7	5	5365-01-588-5443	104	
2540-01-586-5222	192	3	5340-01-588-7836	192	10
5365-01-586-6183	108	25	2510-01-588-8436	135	4
5305-01-587-3249	54	2	3990-01-589-2739	220	16
	223	19	4820-01-589-3483	212	19
5306-01-587-3256	175	27	5331-01-589-3491	212	2
	176	12		212	8
5340-01-587-3296	179	29		212	14
5340-01-587-3300	174	1		212	17
5340-01-587-3305	226	3	5340-1-189-8297	111	24
5365-01-587-3308	161	5	4730-1-556-5232	111	5
	168	3	5365-20-002-7433	217	11
5310-01-587-3318	175	15	4730-21-914-3820	38	13
	176	30			
2540-01-587-3328	197	19			

FIELD MAINTENANCE

PART NUMBER INDEX

PART NUMBER	FIG.	ITEM	PART NUMBER	FIG.	ITEM
0000650001-00	157	1	0147016625-00	153	29
0000650002-00	157	1	0147016626-00	153	26
000-56756	112	20	0147016627-00	153	10
	114	30	0147016629-00	153	6
000-56768-32	114	27	0147016630-00	153	11
00-52175-36	114	28	0147017708-00	155	25
005M485800	49	3	0147020050-00	186	7
00737.45A001	192	1	0147020443-00	180	4
0121726	39	11	0147020559-00	180	7
0142871	53	3	0147020561-00	180	6
0147010464-00	153	1	0147026614-00	180	1
0147010472-00	154	12	0147030045-00	186	9
0147010478-00	227	7	0147030046-00	186	5
0147010479-00	227	8	0147030438-00	193	1
0147010494-00	153	19	0147030455-00	210	1
0147010495-00	153	22	0147030456-00	210	1
0147010500-00	153	20	0147030460-00	182	2
0147010501-00	153	21	0147030481-00	175	38
0147010504-00	154	9	0147030482-00	176	8
0147010531-00	153	25	0147030483-00	175	37
0147010533-00	153	17	0147030484-00	176	9
0147010538-00	153	16	0147030485-00	175	34
0147010552-00	154	8	0147030486-00	176	14
0147010576-00	155	36	0147030506-00	175	13
0147010577-00	155	28		176	2
0147010578-00	155	38	0147030523-00	175	3
0147010583-00	154	13		176	4
0147010584-00	155	35	0147030554-00	174	11
0147010667-00	156	11	0147030556-00	174	12
0147010668-00	156	12	0147030563-00	182	14
0147010669-00	156	13	0147030855-00	175	6
0147010802-00	155	16	0147030865-00	175	33
0147010803-00	156	1	0147030945-00	175	30
0147010811-00	153	7		176	17
0147010866-00	227	1	0147036608-00	180	10
0147010867-00	227	2	0147036610-00	176	22
0147010929-00	155	4	0147036611-00	175	10
0147010930-00	155	10	0147036612-00	176	31
0147010931-00	155	11	0147040047-00	186	8
0147010932-00	155	15	0147040048-00	186	6
0147010934-00	153	12	0147040433-00	157	2
0147010935-00	156	8	0147040434-00	157	2
0147010937-00	156	14	0147040954-00	182	7
0147010938-00	156	15	0147050843-00	158	51

PART NUMBER INDEX - (CONTINUED)

PART NUMBER	FIG.	ITEM	PART NUMBER	FIG.	ITEM
0147050844-00	158	22	0147140546-00	158	60
0147050845-00	158	50	0147140842-00	158	34
0147050876-00	158	21	0147140847-00	158	57
0147060049-00	186	3	0147140848-00	158	37
0147060549-00	152	2	0147140849-00	158	48
0147066615-00	177	7	0147140850-00	158	42
0147066616-00	177	11	0147140852-00	158	44
0147070551-00	178	10	0147140853-00	158	52
0147070557-00	178	11	0147140854-00	158	4
0147070558-00	178	6	0147147394-00	158	26
0147070564-00	178	23		187	9
0147070686-00	178	17	0147147395-00	158	28
0147070690-00	207	4	0147160631-00	197	9
0147070916-00	179	40	0147160632-00	199	24
0147070920-00	178	29	0147160641-00	198	14
0147070921-00	178	22	0147160642-00	200	24
0147070922-00	178	25	0147160643-00	198	13
0147070925-00	178	27	0147160644-00	200	26
0147120527-00	190	4	0147160649-00	197	5
0147120544-00	189	4	0147160650-00	199	3
0147120545-00	192	12	0147160651-00	197	6
0147120566-00	180	28	0147160652-00	199	27
0147120568-00	180	27	0147160653-00	197	7
0147120569-00	180	30	0147160654-00	199	26
0147120571-00	180	25	0147160655-00	197	27
0147120809-00	189	7	0147160656-00	199	6
0147120810-00	189	6	0147160657-00	198	11
0147120836-00	189	8	0147160658-00	200	29
0147120905-00	189	1	0147160662-00	198	9
0147140421-00	158	47		200	30
0147140422-00	158	38	0147160663-00	198	5
0147140423-00	158	49	0147160664-00	200	4
0147140424-00	158	46	0147160683-00	197	1
0147140425-00	158	31	0147160684-00	199	4
0147140427-00	158	35	0147160697-00	156	3
0147140428-00	158	2		197	18
0147140446-00	158	24		198	17
	187	7		199	18
0147140449-00	187	14		200	21
0147140450-00	187	4	0147550071-00	194	3
0147140451-00	187	15	0147550511-00	210	5
0147140452-00	187	2	0147550512-00	210	6
0147140461-00	187	11	0147550518-00	194	12
0147140462-00	187	5	0147550518-04	194	14
0147140463-00	158	30	0147550519-00	194	4

PART NUMBER INDEX - (CONTINUED)

PART NUMBER	FIG.	ITEM	PART NUMBER	FIG.	ITEM
0147550548-00	194	16		200	27
0147550579-00	194	9	0148160916-00	200	3
0147550580-00	194	7	0148160917-00	198	6
0147550581-00	194	10	0148160973-00	198	3
0148010920-00	153	15	0148160974-00	200	7
0148010921-00	153	24	0148838	216	9
0148010958-00	156	7	0153964	162	50
0148010967-00	179	22		165	8
0148016602-00	153	5		169	50
0148016604-00	153	2		172	2
0148016606-00	153	27	0161820	55	20
0148016607-00	153	28	0161821	94	14
0148030935-00	175	21	0161827	114	5
0148030936-00	176	21		194	36
0148030952-00	174	12	0161874	37	6
0148030955-00	175	23	0161875	7	12
0148030956-00	176	18		11	2
0148057728-00	158	17		55	18
0148120975-00	180	26	0161876	18	12
0148120977-00	180	29		86	3
0148120978-00	180	24		118	3
0148126612-00	175	2		120	7
	176	32	0161878	59	12
0148126613-00	175	1	0161880	13	23
	176	5		24	11
0148160031-00	197	15		35	1
0148160032-00	199	11		67	9
0148160033-00	198	16	0161882	114	29
0148160034-00	200	12		132	9
0148160903-00	197	8		162	60
0148160904-00	199	25		169	52
0148160905-00	197	22	0161884	162	57
0148160906-00	199	14		169	56
0148160907-00	198	24	0161885	20	10
0148160908-00	200	13	0161887	12	1
0148160909-00	197	26	0161888	78	9
0148160910-00	199	7		112	1
0148160911-00	198	27	0161895	77	28
0148160912-00	200	23		97	16
0148160913-00	198	7		132	3
0148160914-00	200	2		134	5
0148160915-00	198	12		135	3

PART NUMBER INDEX - (CONTINUED)

PART NUMBER	FIG.	ITEM	PART NUMBER	FIG.	ITEM
	148	5	100469	113	5
	201	2	103375	27	5
0161896	3	1	103647	36	22
0162317	8	22	103705	108	38
	37	1	104036902C	228	22
	39	14	106093810C	228	32
	55	21	106740080C	228	5
	69	4	10748.01	190	19
	111	10		191	17
	126	5	107570045C	212	23
0162319	27	9	107570058C	212	24
	77	30	107570066C	213	10
	134	6	107570075C	228	42
	135	1	107570082C	228	40
	135	14	107570365C	214	2
	148	3	107570375C	214	3
	183	16	107570990C	212	9
0162320	92	13	107570991C	212	11
	132	15	107570992C	212	7
	133	9	107570993C	212	5
0167013	158	23	107570994C	212	3
	179	21	107570995C	212	1
	187	10	107570996C	212	16
01-6709-C9	66	9	107573935C	225	3
0169547	109	2	107574034C	216	10
01-9251-73	66	8	107574041C	230	3
0228090114-00	194	18	107574050C	230	7
0234010928-00	156	10	107574051C	230	11
0298150	90	9	107574052C	230	9
035S272162-0	43	7	107574057C	230	6
	46	7	107574058C	230	2
035S272162-BM	44	1	107574059C	230	5
035S272162-E	44	2	107574060C	230	1
062317	149	26	107574061C	230	4
065612	118	28	107574700C	229	4
065624	118	29	107577000C	228	1
085S272001-2	42	2	107577019C	228	7
085S272001-3	42	1	107577025C	228	21
085S272001-7	42	3	107577045C	228	23
10005301	106	23	107577065C	228	15
10012032	106	18	107577157C	228	13
10012033	106	19	107577221C	213	8
10018442	106	25	107577223C	213	5
10020233	108	39	107577255C	228	11
10020590	106	24	107577320C	212	25

PART NUMBER INDEX - (CONTINUED)

PART NUMBER	FIG.	ITEM	PART NUMBER	FIG.	ITEM
107577326C	212	27		106	2
107577415C	228	16	10X1600	106	7
107577417C	228	17	10-X-1602	103	33
107577461C	228	20	10-X-1603	103	35
107577810C	228	36	1100U08R08	150	12
107577832C	228	12	11101377	158	19
107577834C	213	14		158	32
107577835C	228	31		164	3
107578015C	213	13		171	3
107578020C	225	5		183	9
107578023C	213	15		187	12
107578024C	213	16	112741	123	4
107578026C	213	1	112825	118	34
107578050C	225	8	113204	123	5
107578060C	225	1	1133072	63	10
107578130C	228	27	1133612	63	11
107578205C	229	7	1136410	162	13
107578210C	229	8		169	9
107578305C	226	2	1148010807-00	209	13
107578320C	214	1	11505232	7	10
107578450C	215	14		38	14
107578465C	215	8	117-01206	109	30
107578830C	227	5		119	5
107578831C	225	4	117-03906	109	28
107578832C	225	13		119	3
107578833C	225	12	118748	121	3
107578837C	228	41	118753	121	11
107578838C	229	11	119206	158	9
107578905C	215	1	119466	158	14
107578930C	225	6	1199N1860	108	23
107578931C	225	7	1199-T-3166	103	22
107578932C	225	2	1199-U-3765	108	36
107578960C	213		1199-U-3947	108	34
107578985C	213	17	1201 5631	55	12
107578988C	212	29	120375	88	8
107578989C	212	31		90	4
107578990C	225		120380	85	5
109429	118	21		94	16
10945257	117	17		179	26
109454	127	3		205	36
109498	118			228	34
10-X-1594	103	6	120380 AS	77	26

PART NUMBER INDEX - (CONTINUED)

PART NUMBER	FIG.	ITEM	PART NUMBER	FIG.	ITEM
120380AS	27	2	1227-K-1025	103	9
	229	6	1227Z1378	124	3
120382	30	12	1229-B-1848	107	19
	38	16	1229-C-1511	103	32
	77	39	1229D2942	108	32
	77	50	1229-F-4686	108	18
	178	2	1229-H-4090	108	27
120383	179	6	1229J3130	108	30
120386	197	13	1229-K-1597P	103	3
	198	15	1229-M-1625	104	2
	199	21	1229-M-4823	108	30
	200	22	1229-S-2697	107	22
	207	31	1229-T-4102	107	13
	228	37	1229U1503	103	7
120388	178	15		116	2
120390	97	2	1229W3117	108	31
120391	216	8	1229-W-4807	103	5
120392	197	11	1229-X-1116	107	23
	198	2	1229X3118	107	8
	199	9	1229-X-5094	74	5
	200	5	12338186-87	209	22
120394	77	44	124376	207	20
120408	64	10	12450076	209	21
	90	1	1245C185	107	26
12052888	68	5	1245-Z-1066	117	21
1205-A-1743	104	4	12484558	46	11
1205G761	108	21	1250-E-473	97	31
1205Q2123	107	10		103	36
120614	91	7		106	5
12077866	51	3	1250-V-1218	103	30
120838	195	6	1259-N-1132	108	14
12092082	57	2	1259N274	107	29
121-00110-70	109	29	126439	207	18
	119	4	126440	207	28
1218-C-107	108	37	126611	207	41
1225B496	107	12	131186H	163	35
	108	13		170	40
1225-B-834	107	11	131973	69	
1225C1277	108	20	132-0025-000	205	33
1225-J-1362	108	25	133284	69	2
1225-L-1442	103	24	133322R1	215	11
	103	29	138204	163	37
1225-R-1344	107	18		170	37
1225-U-1191	103	31	138479	155	2
1227-D-1018	103	11	14003	197	14

PART NUMBER INDEX - (CONTINUED)

PART NUMBER	FIG.	ITEM	PART NUMBER	FIG.	ITEM
	197	16	14943290C	227	6
	198	1	14943718C	213	6
	198	19	1514759C1	216	2
	199	10	1516023C1	142	14
	199	20	1516404C1	120	14
	200	8	15210029168X1520MM	213	12
	200	19	15210029168X375MM	113	1
	205	35	15210029168X500MM	113	3
	216	24	15210029168X541MM	218	17
14007	155	34	160075	69	3
	180	15	1601-0512	197	20
	185	3		198	22
	227	9		199	17
140-4-261-1X	103	34		200	16
140-4-301-1	106	9	1615809C1	36	1
140483H	158	20	1618386C93	30	1
14051	179	39	161884	163	2
14053	192	19		170	4
	190	22	161888	121	8
	194	2	1646174C1	150	22
14057	203	4	1648127C1	25	9
	204	6	1648598C1	142	11
	227	4	1652011R1	225	16
14061	184	2	1655349C1	22	12
140-70-18K	106			109	17
140895H	122	11	1656697C1	140	7
140TYS38A	97	28	1657366C1	100	11
	100	1		101	3
	106	8	1657368C1	100	10
14149	192	18		101	2
	190	7	1658776C1	165	16
14361	158	18		172	11
14363	183	10	1658835C91	100	9
14371	158	33	165PMTBH-8BA	112	11
	187	13	1660093C3	136	1
144229	88	3	1663738C1	123	1
14423	158	27	1664723C3	2	6
144425H	117	5	1664726C2	2	2
	142	13	1664732C4	134	4
	143	12	166562R2	120	17
14477	143	15	1671718C91	109	13
146-0001-000	205	32	1675431C1	189	2

PART NUMBER INDEX - (CONTINUED)

PART NUMBER	FIG.	ITEM	PART NUMBER	FIG.	ITEM
167670	77	49	1811052C1	30	8
1677003C1	30	2	1811053C1	30	4
1677005C91	30	7	1811490C91	73	1
1677006C91	30		1811495C91	30	3
1677372C1	36	7	1812559C1	11	7
1678077C1	2	1	181372R1	112	12
16824706	150	6		115	6
16824731	151	1		122	4
16824736	151	5	1814149C2	16	2
16824752	150	7	1814320C1	71	1
16866895	91	4	1814695C1	19	8
16867646	150	17	1814757C2	4	2
16867647	151	2		4	8
16867648	151	7		10	13
16867651	150	14	1815239C3	13	25
16867655	150	16	18155	196	7
	151	6	1815874C1	67	4
16867668	91	6	1815904C2	13	5
16867674	91	8	1815980C1	13	11
16867851	150	3	1816000C1	19	6
16912161	150	15	1816722C2	14	12
16912162	150	5	1817073C2	19	4
16912180	150	8	1817074C1	19	5
1694957C1	212	15	1817560C2	4	10
1696027C1	59	3	1817669C1	13	22
1697017C91	119		1817671C1	13	24
1698622C91	123	2		24	10
1699680C1	25	3	1817674C1	29	7
169PMTNS-4-6	98	3	1817811C1	37	4
	111	9	1817830C1	16	6
174602C1	175	26	1817849C3	13	13
	176	19	1817859C1	15	11
17KP586	155	14	1817862C1	15	1
180022	194	44	1817865C1	6	3
180124	187	3	1817866C1	6	2
1807323C1	55	24	1817867C93	6	1
1807369C2	67	6	1817953C1	21	5
1807428C1	206	9	1817956C1	24	1
1807455C92	55	25		55	2
180952R1	118	10	1817957C1	8	9
18105	163	24		8	26
	170	18		15	12
18107	163	3	1817958C1	8	23
	170	7		35	6
1811036C1	73	2	1817959C1	8	24

PART NUMBER INDEX - (CONTINUED)

PART NUMBER	FIG.	ITEM	PART NUMBER	FIG.	ITEM
1817960C1	8	25	1821098C2	13	16
	14	1	1821344C1	24	5
1817962C1	13	18	1821642C3	16	4
	211	10	1822018C1	17	12
1817967C1	4	9	1822086C1	7	17
	121	9	18221	143	7
1817969C1	121	1	1822120C1	24	3
1817974C1	35	4	1822121C2	8	21
1817978C1	24	13	1822530C92	22	10
	29	5	1822577C1	20	1
1817993C1	39	12	1822588C1	29	9
1818400C1	13	4	1822594C1	7	3
1818402C2	24	9	1822596C1	7	4
1818516C1	29	8	1822597C1	7	8
1818518C1	29	6	1822646C1X7.75IN	21	18
1818561C4	16	5	1823029C1	22	5
1818693C1	9	5	1823275C1	14	9
1818716C5	8	6	1823281C1	14	10
1818727C1	121	13	1823306C1	109	10
1819099C1	37	3	1823740C93	14	4
1819195C1	22	9	1823741C1	14	5
1819245C1	9	2	1823742C1	9	3
1819418C2	13	3	1823790C1	21	10
1819931C1	13	19		21	16
1820064C2	67	10	1823904C1	24	8
1820215C1	4	5	1823905C1	24	7
1820235C1	4	4	1824735C1	13	12
1820302C2	7	9	1824736C1	13	14
1820353C1	8	11	1824752C1	21	14
1820465C4	8	27	1824908C1	9	1
1820590C1	39	10	1824946C2	22	4
1820606C1	7	2	1824948C1	67	7
1820813C1	8	13	1824954C3	4	1
1820878C2	8	7	1824955C2	10	14
1820907C2	8	5	1824978C1	68	4
	13	26	1824979C1	68	8
1820909C1	9	8	1824980C1	68	6
1820919C1	22	6	1824981C1	68	7
1820920C3	8	4	1824984C95	8	2
1820921C1	13	21	1825436C1	16	1
1820936C1	24	15	1825511C1	20	4
1821023C1	121	2	1825520C91	29	11

PART NUMBER INDEX - (CONTINUED)

PART NUMBER	FIG.	ITEM	PART NUMBER	FIG.	ITEM
1825521C93	29	15	1830284C1	6	4
1825563C91	21	15	1830305C1	8	10
1825602C91	9		1830317C1	19	9
1825610C1	14	6	1830362C1	13	15
1825613C1	29	12	1830592C91	10	4
1825667C1	24	14	1830593C94	10	3
1825669C1	24	12	1830606C94	37	2
1825685C1	21	13	1830623C1	13	6
1825688C1	9	7	1830742C92	19	
1825945C1	55	14	1831398C1	7	15
1826315C2	8	14	1831415C92	55	7
1826335C92	8	12	1831483C1	20	8
1826345C1	68	3	1832784C1	17	6
1826584C1	8	1	1833096C94	15	10
1826587C1	14	2	1833234C1	8	20
1827157C2	55	9	1833235C1	8	18
1827193C1	10	9	1833341C6	55	3
1827316C1	10	6	1833344C1	8	19
1827395C93	15	7	1833357C95	15	
1827396C3	15	8	1833359C95	13	1
1827397C91	15	3	1833386C1	8	15
1827398C1	15	5	1833417C2	55	23
1827399C1	15	4	1833419C2	55	4
1827400C1	15	2		58	5
1827435C1	10	12	1834335C1	8	17
1827515C1	20	7	1834357C1	19	7
1828262C92	9	6	1834491C1	14	3
1829801C91	29	1	1836075C1	35	3
1829802C1	21	19	1836094C93	24	4
1829820C1	14	11	1836287C92	22	1
1829825C92	20	6	1836409C1	22	2
1829830C1	29	18	1836413C1	68	2
1829832C1	29	4	1837148C1	55	11
1829944C1	55	1	1839026C1	13	10
1829950C2	24	6	1840078C1	67	1
1829AS15	46	6	1841027C1	11	9
1829X6	109	31	1841116C3	21	8
	119	6	1841142C1	12	3
1830050C2	19	1	1841217C91	68	1
1830051C2	19	2	1841227C1	7	14
1830070C1	121	14	1841264C1	14	7
1830118C1	55	15	1841301C1	11	8
1830189C2	4	6	1841487C91	21	2
1830190C1	13	17	1841488C1	21	7
1830256C93	35	2	1841574C2	24	16

PART NUMBER INDEX - (CONTINUED)

PART NUMBER	FIG.	ITEM	PART NUMBER	FIG.	ITEM
1841622C1	20	5	196	59	18
1841734C1	10	11		225	10
1841737C1	13	8	19705	153	8
1841741C92	13	2	19805	158	41
1841930C1	17	5		178	20
1841992C1	21	6		209	18
1842531C3	21	4	19810	149	13
1842816C2	13	20		183	8
1842909C1	8	3		184	11
1842910C1	8	8		209	6
1844447C1	12	2	19811	182	8
1845824C1	24	2		224	20
1845826C92	13	9	19918	89	21
1846013C1	121	10		181	6
1846295C1	7	16		184	6
18467	175	9	19932	152	3
	176	29		160	12
1847487C1	17	4		167	6
1848766C1	5	3		175	29
1850010C1	10	15		176	7
1850815C2	5	4		177	5
18516	45	2		178	19
1854757C1	10	10		180	23
1872514C1	10	8		196	24
1872755C91	10	7		196	35
1872757C91	10	1		209	17
1873161C2	16	3	19933	160	11
1879088C92	21	1		167	8
1879468C2	37	5		176	10
1879473C1	14	8		177	8
1880166C1	39	9		180	11
1880245C91	17	13		197	2
1880246C1	211	1		198	8
1880846C1	12	5		199	2
1880921C91	21	9		200	1
1880922C1	21	11	19935	196	13
1881197C1	7	1	19957	154	4
1881226C1	17	11		158	16
1881439C91	5	2		181	4
1885812C91	67	8		183	5
1889514C91	55	6		189	5
1889995C91	67	2		209	15

PART NUMBER INDEX - (CONTINUED)

PART NUMBER	FIG.	ITEM	PART NUMBER	FIG.	ITEM
	221	20	2034206C1	99	15
	224	4		113	2
19X1084	107	25		114	4
19X1116	117	14		119	32
19X127	117	20		141	12
2000310C1X1120MM	216	3	2034207C1	99	22
2000310C1X1130MM	216	17		114	7
2000310C1X1470MM	216	21	2034208C1	112	9
2000310C1X1757MM	216	11	2035272C1	162	23
2000310C1X2618MM	216	15		163	17
2000824C1	23	18		169	44
2002170	63	12		170	27
2002176C2	55	17	2035618C1	106	16
2005148C1	17	1	2035693C1	111	12
2005805C1	118	26		180	20
2007418C1	31	3	2037534C1	223	28
2010RBV725-1	31	17	2037905C1	97	20
2013N-7	207	14	2040852C1	26	8
20141	30	5	2040853C91	26	6
20153R1	178	18	2040956C1	77	48
2015699C1	25	4		80	4
2017487C1	109	25		81	3
2017514C2	115	7	2041689C1	31	1
2017520C1	109	27	205415	89	7
201952	110	2		89	12
2022867C1	120	19	20620-6-8	99	6
2024122C2	94	18		99	10
2024445C1	23	10	206258R3	142	4
2024446C1	109	16	208490R1	179	7
	111	20		192	20
2024448C1	111	19		190	17
	112	14	20988R1	33	8
2024456C1	111	5	20990R1	109	23
2024458C1	119	39		114	18
2024708C1	18	11		119	35
2024771C1	149	32	20-X-2390	103	16
2024772C1	107	24	21120	22	8
2024992C4	3	4	2-115N674-70	55	8
20-266252-27	42	9	21264R1	7	13
2026730C1	25	8	217-160	216	5
2028426C1	26	9	218322	179	33
2028986C1	119	29	22 1000 30 36 00	219	1
2029308C3	11	3	2206-F-1254	97	36
202983	118	35	2210-D-8584	107	2
2032055C1	106	28	2210E8585	107	2

PART NUMBER INDEX - (CONTINUED)

PART NUMBER	FIG.	ITEM	PART NUMBER	FIG.	ITEM
2210-P-8882	108	15		190	15
2210-Q-8883	108	15		191	10
2214648C1	223	27	233789-03	190	13
22191R1	148	9	233789-05	191	9
22237R1	65	17	233789-09	192	10
22310-203	51	2	233790-01	192	11
22315-203	51	5		190	16
22320-203	51	1		191	11
22330-203	51	4	233791-01	192	9
22379R1	64	6	233791-03	190	14
2237-A-1223	116	3	233791-05	191	7
2257C1173	117	19	233804-01	192	6
2257D1174	117	16		190	9
2257-M-1235	74	2		191	4
2258H1230	107	3	233884-03	154	7
	108	16	236485R1	162	5
2258R590	108	12		169	5
2258-Y-1273	107	4	236711	123	8
22652418	151	3	2392314	104	9
226846R1	103	20	24143	90	14
22732R1	175	27	24466R1	216	14
	176	12	24839R1	207	7
22866R1	225	9	24840R1	30	11
	229	5		103	2
2297T7222	107	7	24843R1	178	16
23019664	95	1	24850R1	191	15
23043R1	153	9	24863R1	40	3
	221	7	24879R1	125	8
233752-01	192	3	249987	118	36
233752-03	190	8	25 1482 80 00 00	217	13
233752-05	191	3	25 1688 80 12 01	217	14
233754-03	190	2	25 1864 80 00 02	217	11
233755-01	191	2	2-5005	150	10
233779-01	192	7	2500673C91	100	
	190	12		103	
	191	8	2503221C1	131	5
233781-01	192	5	25051R1	117	12
	190	10	2505204C1	46	4
	191	5	2505594C1	98	14
233786-01	192	4	2505670C92	53	7
233786-05	190	11	2505690C91	147	6
233787-01	192	8	2505692C91	53	1

PART NUMBER INDEX - (CONTINUED)

PART NUMBER	FIG.	ITEM	PART NUMBER	FIG.	ITEM
2505695C1	110	3		218	9
2505840C1	111	6	25522R1	81	2
2505843C91	111	17		158	11
2506171C92	110	1		187	6
2506188C91	111	1	25523R1	38	15
2506192C91	111	16	25524R1	192	21
2506329C1	50	1		190	18
2506711C91	98	12		191	16
2506988C1	109	21	25525R1	192	16
2506990C1	109	11		190	21
2507059C1	131	2	25532R1	212	22
2507061C1	131	4		221	17
2507479C91	33	2		222	4
2508740C91	109	9		222	12
2509599C91	65	5		222	37
252284050000Z	217	2		223	3
25228R1	197	12		224	8
	198	4		225	15
	199	23	25552R1	64	16
	200	6		163	8
	220	4		170	35
25232R1	207	6	25553R1	175	35
2531-1015	218	5	25653R1	186	1
2531-1016	26	13	25707R1	90	3
2531-1032	218	2		158	7
2534	54	4		175	25
253660R2	24	17		176	20
25483R1	59	20		210	4
	77	32		214	5
	85	9		216	25
	88	4	25708R1	78	4
	90	12		117	8
	158	8		175	28
	212	21		176	13
	222	5		192	14
	223	25		207	53
	225	14	25709R1	31	18
25493R1	75	3		39	7
	192	13		92	16
	207	9		109	1
25519R1	59	15		175	22
	77	25	25710R1	160	2
	85	6		162	6
	94	15		167	3
	158	5		169	4

PART NUMBER INDEX - (CONTINUED)

PART NUMBER	FIG.	ITEM	PART NUMBER	FIG.	ITEM
	175	5	2596477C93L	105	1
	176	27	2596478C91L	1	1
	177	4	2596480C91L	96	1
	178	21	2596482C93	149	10
	180	3	2596632C91	150	1
	181	3	2596734C91	101	4
	183	7	2596735C91	100	6
	196	8	2596736C91	100	7
25712R1	179	19	2596780C1	201	5
25724R1	77	40	2596781C1	201	6
	158	13	2596988C1	149	7
	160	5		149	18
	167	5	2597374C92L	92	2
	176	11	25976R1	2	9
	180	12	2597771C91	123	6
	182	11	2598160C91L	124	1
	188	8	2599992C91	4	3
	196	19	2601084C1L	217	3
	209	4	2601085C1L	217	4
25749R1	162	37	2601086C1L	217	5
	164	2	2601091C91L	217	7
	169	33	26054R1	39	15
	171	2	2605751C1X2388MM	218	1
25752R1	179	27	262365C1	108	10
	207	51	26272R1	126	8
25846R1	155	40	26302R1	192	15
	179	5		222	31
	192	17	2643669R1X	111	23
	190	6	2643669R1X300MM	119	14
	191	14	2644094R1X	38	4
2586861C1	74	3		218	19
2589316C1	211	6	2644094R1X955MM	23	12
2589892C91	65	6	2645001R1X620MM	94	4
2589895C1	65	8		94	8
2589896C1	65	2	2645520R1X	150	18
2589897C91	65	6		150	19
2593597C91	19	3	264663C1	97	26
2594414	127	1		100	4
2594619C1	111	11	265204R1	29	2
2596176C1	91	3		29	14
2596456C1L	217	6		29	16
2596476C91L	102	1	265205R1	29	3

PART NUMBER INDEX - (CONTINUED)

PART NUMBER	FIG.	ITEM	PART NUMBER	FIG.	ITEM
	29	13	29545779	95	
	29	17	29545780	95	2
26632R1	143	11	295459C91	122	20
267147C91	125	6	295460C91	122	10
27093R1	66	6	29546229	96	13
	196	23	29548953	95	4
27196R1	64	2	296866	123	7
	66	4	298608C11	31	2
272001-13	42	4	299264C91	162	14
27211R1	66	12		163	36
27218R1	64	19		169	10
27348R1	39	8		170	39
	92	15	299275C91	11	10
27616R1	223	18		96	2
278614N	98	8	299276C91	11	12
	112	23	299399C1	28	8
	119	41		218	18
2803-L-3444	104	5	299407C1	18	14
2803-L-3445	104	5		38	5
2803-L-3446	104	5	299466C11	31	7
28040935	76	1	299608C1	96	10
28130843-01	50	3	2AA360	121	15
28130845-01	50	2	2AA804	205	19
28166831-02	126	2	2GH128	205	9
28420H	18	10	2HK471	205	20
28423R1	158	55	2KP284	155	17
28438-1	148	10	2KP442	196	18
28587R1	222	29	2TL1-70	87	2
286460N	119	45	2W0275914	149	39
28913	63	9	2W1279837	41	2
291935	111	18		42	6
292810C1	26	7		43	3
293344C1	36	14		91	5
294825	123	3		150	13
29501469	95	5	2XX306158	106	32
29503383	93	1	30004R1	175	12
29503843	93	3	30020R1	92	19
29505994	7	6	30023R1	175	20
29507437	95	3	30047R1	201	4
29512879	7	5	300788C1	120	11
29512880	7	7	301-1C-C-R1-U01-12VDC	57	3
29524449	95	6	30175R1	55	22
29537507	93	4	30183R1	162	45
29543432	93	2		169	21
29544139	93	5	30193R1	59	1

PART NUMBER INDEX - (CONTINUED)

PART NUMBER	FIG.	ITEM	PART NUMBER	FIG.	ITEM
301-NCB1P	18	1		112	8
30208R1	86	6		113	6
	155	13		114	3
	163	13		117	11
	164	11		118	11
	170	31		119	8
	171	10		120	20
	171	11		122	16
30208R2	164	12		130	1
30243R1	179	31		150	11
30255R1	17	3		205	23
30264R1	215	16	30665R2	17	10
302706	103	41		30	10
30281R1	162	30		77	36
	162	43		118	18
	169	24		131	11
	169	39	30718R1	228	26
30290R1	79	3	30727R1	58	7
	228	19	30744R2	132	1
30325R1	86	7		135	11
	149	29	30747R2	135	2
	162	22		141	4
	163	21	30748R2	134	1
	165	20	30750R2	92	7
	169	45		114	32
	170	22		133	3
	172	20		135	17
	228	33	30752R2	97	13
30326R1	228	24		132	8
30327R1	175	19		133	10
30328R1	149	31		135	5
30336R1	17	14	30753R2	92	11
30360R1	228	9		132	16
306132C1	31	10		133	4
	58	1		140	1
	65	11		144	3
	77	20		148	11
	82	1	30754R1	32	25
	85	1		77	23
	97	19		85	3
	99	17		135	16
	111	24	30756R1	2	10

PART NUMBER INDEX - (CONTINUED)

PART NUMBER	FIG.	ITEM	PART NUMBER	FIG.	ITEM
	3	6	31069R1	33	10
	92	12	31070R1	211	2
	97	11	31072R1	183	12
	114	33	31075R1	3	8
	135	6	31076R1	132	14
	135	20		133	7
	139	3		139	1
	140	11	31077R1	2	3
	142	5	31078R1	142	1
	144	1		144	4
	148	14	31081R1	217	23
30848R2	18	13	31083R1	30	9
30849R1	77	24		217	21
30849R2	85	4	31084R1	97	8
	217	17		132	5
30866R2	149	50		141	7
30910R1	52	4	31087R1	137	3
	59	9		158	58
30940R1	229	9		159	3
309449C1	115	4	31089R1	128	1
	122	8	31090R1	138	1
30971R1	161	7	31094R1	137	4
	168	8		138	3
30994R1	229	1	311164C91	12	4
31038R1	163	23	3112800C91L	64	12
	165	6	3112801C91L	64	14
	165	15	3112802C91L	64	14
	170	20	3112805C91L	89	3
	172	5	3112806C91L	89	9
	172	13	3112807C91L	86	5
31047R1	96	9	3112809C92	66	11
31052R1	119	44	3112810C91L	64	13
31054R1	11	11	3112811C91L	66	1
	132	11	3112813C91L	89	1
	218	10	3112814C91L	205	24
31055R1	17	9	3112818C1L	90	7
	23	16	3112819C1L	90	11
	32	8	3112823C91L	89	19
	38	7	3112827C91	89	20
	94	13	3112841C1L	156	2
31057R1	99	2	3112903C92L	203	5
3105-B-210	107	6	3112905C92L	204	2
	108	35	3112922C1	176	28
31060R1	91	2	3112926C1L	175	18
31062R1	135	13	3112927C1L	175	11

PART NUMBER INDEX - (CONTINUED)

PART NUMBER	FIG.	ITEM	PART NUMBER	FIG.	ITEM
3112965C91	179	28	3113563C1L	223	26
3112966C1L	179	23	3113564C1L	223	26
3112968C1L	179	4	3113571C1	222	26
3112970C1L	179	3	3113578C91L	209	11
3112971C91L	179	12	3113579C1	209	12
3112975C1L	179	16	31136	22	7
3112976C1L	179	17		22	11
3112977C1L	179	25	3113609C1L	227	3
3112985C1L	179	13	3113612C1L	224	14
3112988C1L	179	2	3113613C1L	224	19
3112989C1L	179	15	3113616C1L	221	5
3112999C1L	179	10	3113622C91L	224	3
3113079C1L	209	16	3113624C91L	222	22
3113120C1L	64	9	3113625C91L	223	5
3113121C91L	89	18	3113641C1	180	16
3113129C91	87	1	3113654C1	178	28
3113131C91L	89	2	3113654C1L	179	35
3113137C1L	86	1	3113672C1L	225	11
3113145C1L	66	2	3113675C91L	191	6
3113151C92L	194	33	3113679C1L	192	22
3113159C1L	206	2	3113681C91L	194	25
3113160C1L	206	3		195	19
3113167C91L	205	29	3113686C1L	154	14
3113168C1LX22IN	205	26	3113687C1L	154	15
3113169C1LX90IN	205	28	3113689C1L	154	10
3113170C91L	205	1	3113693C1L	160	9
3113171C91L	205	13		167	9
3113172C1L	205	21	3113696C1L	193	1
3113232C91L	208	7	3113795C1	174	7
3113348C91L	230	12	3113796C1	207	24
3113349C91L	230	8	3113797C1	207	17
3113350C91L	230	10	3113798C1	207	13
3113360C91L	228	30	3113801C1	207	15
3113418C1L	194	24	3113839C1	207	23
	195	20	3113846C91	208	1
3113463C92L	220	14	3113847C1	207	40
3113482C91L	64	11	3113848C91L	207	11
3113492C91L	220	7	3113849C1	207	38
3113498C1L	220	12	3113850C1	207	43
3113517C1L	222	6	3113857C1	207	42
	222	18	3113865C1X16.5IN	208	6
3113518C1L	222	16	3113933C1	207	37

PART NUMBER INDEX - (CONTINUED)

PART NUMBER	FIG.	ITEM	PART NUMBER	FIG.	ITEM
3113934C1	207	35	33022002	222	15
3113935C1	207	34		224	15
3113936C1	207	39	3302-TB	60	2
3113962C91L	89	17	33100010	220	5
3114013C1	179	14	33100030	220	6
3114017C1	179	18	33101011	220	8
3114019C1	179	9	33112010	224	1
3114020C91	197	19	33112109	224	16
	198	21	33113	60	3
	199	15		88	5
	200	14		155	5
3133-L-8514	104	3		174	10
313455	211	5		197	17
313456	211	9		198	18
31-441-NAV	45	1		199	19
318721C1	77	33		200	20
319036C1	28	11	33114	186	2
3202-X-8110	106	6		203	3
320675003-001	209	2		204	7
3206-T-1190	106	4		207	3
321887C1	88	7		220	2
3219-N-5786	107	1	33115	38	17
32237-01S	46	8		77	2
3236Q2123	108	7		77	51
3236R2124	108	8		176	6
3237-V-1062	107	30		178	3
32434-102S	42	5		194	26
	43	2		196	36
				209	23
3262-G-1255	104	10		224	6
326423C91	64	15	33115009	224	6
	196	26	331155	163	4
				170	6
3264S1449	107	14		222	9
3264T1450	107	16	33122002	222	9
3266-A-1457	104	7	33122019	222	23
3266-Z-1456	103	4	33122029	222	24
326769C1	97	10	33122039	222	32
3270-R-1084	103	8	33122049	222	19
327412R1	10	2	33122059	222	21
3299-X-7148	116	4	33122069	222	1
3299-Y-7149	116	4	33122109	222	7
32PTC-6	111	13	33123019	220	11
	119	2	33125009	222	35
33021	112	13	33126009	222	10
	122	5		223	1
33022001	222	17	33132019	223	7

PART NUMBER INDEX - (CONTINUED)

PART NUMBER	FIG.	ITEM	PART NUMBER	FIG.	ITEM
33132029	223	10	3516934C1	59	19
33132030	223	11		77	37
33132040	223	12	3519178C91	58	3
33132059	223	20	3519348C1	57	2
33132060	223	22	3520250C1	120	16
33132070	223	21	3521049C1	54	2
33132109	223	15		223	19
33132139	223	15	3523179C92	75	1
33132169	223	23	3523434C1	36	2
33132199	223	23	3523435C1	36	5
33152009	221	14	3524814C1	100	2
33152010	221	9		103	38
33152109	221	2		106	33
33155009	221	15	3526024C2	58	6
33203	165	9	3527258C1	35	5
	172	18	3527285C1	205	37
33227	158	36	3530081C1	65	20
	209	7	3531138C1	165	5
33557V	117	14		165	13
33619	120	15		172	6
33620	207	2		172	14
33628	39	18	3532800C1	23	6
33635	143	14	3532801C1	23	5
	175	8	3532953C1	3	2
	176	25	3532955C1	3	7
33673	117	6	3533231C1	143	2
	142	12	3533883C1	41	4
	143	13	3533884C1	41	5
34537H	122	7	3533885C1	41	1
34863	65	9	3533906C1	41	3
3500131C2	80	3	3534056C2	145	1
3500138C2	59	22	3534209C1	57	2
3504540C1	77	19	3534210C1	57	2
3507222C1	96	11	3534538C91	142	2
3507223C1	96	8	3535134C2	114	23
3508604C91	17	15	3535162C1	23	9
3510917C1	149	41		38	11
3513117C1	100	3		61	1
	103	39		147	1
	106	34	3535174C1	77	35
3514273C1	150	20	3535185C1	126	1
	182	1	3535292C1	111	2

PART NUMBER INDEX - (CONTINUED)

PART NUMBER	FIG.	ITEM	PART NUMBER	FIG.	ITEM
3535314C1	56	2		119	18
3535378C2	92	10		194	37
3535410C1	61	4		216	27
3535554C1	27	12	3544556C3	31	15
	99	13	3544557C1	111	27
	118	14	3544706C1	212	19
3535556C1	78	11	3544924C1	149	15
	112	5	3544925C2	188	4
	118	9	3545096C5	97	12
	119	42	3545097C5	97	22
	149	33	3545098C3	97	5
3535854C1	126	6	3545099C3	97	4
3535858C1	32	10	3545562C1	77	43
	119	11	3546359C1	119	13
	135	8	3546707C1	32	20
3536111C1	65	13	3547246C1	150	2
	82	4	3547776C1	28	9
3538781C3	134	9		162	15
3538782C3	134	3		163	9
3539317C1	97	14		169	11
3539550C1	205	27		170	19
3540221C91	143	4		194	34
3540418C2	118	15	3548222C1	26	4
3540873C1	118	1	3548585C1	118	12
3541322C1	28	16	3548663C3	206	6
3541323C1	28	15	3548736C1	122	28
3541353C1	82	7	3548739C1	141	11
	108	2	3548740C1	141	1
3541415C1	32	2	3548741C1	141	10
3541539C3	142	7	3548742C1	141	8
3541648C2	144	2	3549169C2	3	5
3541823C1	140	9	3549305C1	148	7
3541829C1	140	12	3550743C93	42	7
3541836C91	140	5	3550901C1	149	4
3542059C91	129	2	3551024C1	117	9
3542213C1	57	2	3551025C1	117	9
3543883C1	17	2	3551059C1	149	46
3543964C91	140	3	3551192C1	119	12
3544379C1	90	10	3551282C2	52	7
	94	10	3551298C92	38	9
	98	10	3551579C1	118	2
	99	14		119	34
	112	7	3551707C1	126	3
	114	1	3551709C1	36	17
	118	13		88	2

PART NUMBER INDEX - (CONTINUED)

PART NUMBER	FIG.	ITEM	PART NUMBER	FIG.	ITEM
	94	9	3561754C1	221	8
3551787C91	65	19	3561905C2	25	1
3552002C91	127	2	3561932C1	25	6
3552155C1	28	13	3562389C1	109	7
	92	3	3562398C1	109	20
3552482C1	20	2	3562424C1	109	19
3552493C1	149	30	3563062C1	43	1
3552653C1	31	12	3563069C1	44	3
	53	6	3563682C1	28	10
3553320C1	109	8	3564182C1	2	7
3553635C1	144	5	3564251C1	174	2
3554198C1	150	4	3565527C1	149	9
3554212C93	141	3	3565663C91	31	8
3554554C1	58	11	3565992C91	58	8
	77	34	3566185C1	149	25
3554607C1	57	1	3566354C3	135	19
3554609C1	57	8	3566365C2	32	15
3554702C1	135	9	3566930C1	149	16
3554703C1	149	38		188	5
3555020C2	141	5	3566946C1	162	12
3555274C1	26	18		169	12
3555277C2	26	17	3567391C1	119	31
3556343C1	31	13	3569639C1	99	20
3557576C2	78	5	3570521C1	212	12
3557684C2	31	16	3570620C91	65	16
3557701C1	112	18	3570659C1	112	19
	114	26	3571282C1	149	43
3557854C1	25	7	3571742C1	94	17
3557858C1	25	2		218	11
3557936C1	109	22	3571907C1	112	26
3558220C1	32	23	3572001C1	28	14
3558466C92	75	4	3572247C1	118	20
3558668C2	36	11	3572783C1	142	6
	213	9	3573965C1	134	2
3558816C1	149	3	3575124C91	18	8
3560659C1	44	4	3575670C91	18	7
3561048C1	99	16	3576742C1	130	4
	112	4	3577746C1X1400MM	122	13
	114	20	3577746C1X600MM	122	12
	118	16	3578648C2	162	20
	119	16		169	16
3561639C1	114	6	3582531C1	23	17

PART NUMBER INDEX - (CONTINUED)

PART NUMBER	FIG.	ITEM	PART NUMBER	FIG.	ITEM
3586802C1	27	6	36105	77	38
3587009C92	53	5	3610516C93	40	1
3588152C1	149	5	3612318C91	23	3
3588682C1	149	37	3612442C2	135	18
3588752C1	149	21	3612448C1	135	15
3588769C1	206	4	3613071C2	36	10
3589105C1	119	17	3613733C1	149	48
3589278C3	33	6	3613734C1	149	51
3590828C91	130	11	3613741C3	149	52
3591600C1	72	2	3613742C1	149	47
3591619C2	26	5	3613743C1	149	53
3593042C91	130	9	3614750C1	135	12
3593045C91	130	14	3614868C3	135	10
3593052C91	21	17	3616253C1	57	5
3593564C1	72	1	3625401C3	36	4
3594122C1	23	1	3625408C1	212	18
3594593C1	109	24	3625857C2	149	22
3595933C1	23	8	3625937C2	149	20
3596503C1	121	4	3625938C93	149	19
3598830C2	130	13	3627815C1	36	21
3599896C1	28	7	36403	195	12
	55	19		197	3
3600231C1	216	26		199	5
36007	46	15	36411	39	17
3601546C1	79	1	364PTC-6	111	4
3602989C1	185	4		119	37
3603582C1	109	5	3662488C1	113	4
3603591C1	109	32	3668060C1	99	1
	109		3668063C1	99	3
3603891C1	109	15	3670157C1	62	2
3604465C92	106	29	3671071C3	137	1
3604595C1	41	6	3671686C4	148	6
3605649C2	33	13	3671687C4	148	15
3605681C1	36	23	3671688C4	148	12
3605818C92	65	7	3671689C1	148	2
3605819C92	65	7	3672402C96	52	2
3606386C1	106	15	3672638P91	150	9
3606527C1	59	23	3673289C5L	133	8
	80	2	3673290C5L	133	12
3607085C1	92	5	3673291C5L	139	2
3607384C1	57	4	3673293C4	132	17
3608635C2	32	5	3673298C5	132	7
3608805C4	96	7	3673572C1	46	21
3608808C94	96	5	3673611C92	57	9
36101	60	4	3673790C92	77	15

PART NUMBER INDEX - (CONTINUED)

PART NUMBER	FIG.	ITEM	PART NUMBER	FIG.	ITEM
3673908C1	32	16	3679237C1L	196	14
3673909C1	32	17	3679241C2L	196	12
3673935C1	57	7	3679585C1L	196	9
3673938C91	85	2	3679588C1L	196	6
3673940C92	59	32	3680022C1	117	15
3674106C4L	132	6	3680130C92L	202	1
3674107C4L	132	2	3680131C2L	202	4
3674108C4	132	13		202	23
3674109C4	132	12	3680134C2L	202	13
3674961C91	218	16		202	15
3674970C94	149	1	3680141C2L	202	17
3674971C4	149	2	3680142C2L	202	11
3674972C91	65	1	3680143C92L	202	6
3674973C91	65	1	3680144C92L	202	14
3674978C91	65	14	3680183C1L	182	3
3674979C91	65	14	3680922C1	28	1
3674980C1	65	15	3680924C1	26	16
3674981C1	65	15	3680925C1	26	19
3674982C2	149	17	3681756C1L	162	21
3674983C2	149	6		162	31
3674988C3	149	34		163	14
3674989C3	149	35		169	23
3675800C91L	188	1		169	41
3675801C91L	188	1		170	30
3675804C2	188	2	3681757C1L	162	17
3675805C2	188	2		169	19
3675810C1L	188	6	3681758C1L	163	12
3675811C1L	188	6		163	15
3676709C92L	204	3		170	29
3676710C92L	203	7		170	32
3676711C1L	203	6	3681760C1L	162	46
	204	4		169	25
3676961C1	154	11	3681762C1L	162	40
3676962C1	156	6		169	32
3676966C1	155	1	3681764C1	169	15
3676967C1	86	2	3681768C1L	162	39
	224	5		165	21
3676968C1	221	19		169	30
3676970C1	177	12		172	21
3676971C1	178	5	3681769C1L	162	38
3679235C1L	196	16		169	31
3679236C2L	196	27	3681770C1L	165	22

PART NUMBER INDEX - (CONTINUED)

PART NUMBER	FIG.	ITEM	PART NUMBER	FIG.	ITEM
	172	23	3681833C1L	165	23
3681772C1L	162	25		172	22
	169	35	3681835C1L	164	7
3681773C1L	162	56		171	7
	169	57	3681837C1L	163	28
3681774C1L	162	55		170	14
	169	53	3681838C1L	162	44
3681775C1L	162	59		169	27
	169	54	3682169C1L	163	27
3681776C1L	162	4		170	15
	169	6	3682172C1L	163	29
3681778C1L	162	61		170	12
	169	51	3682175C91	172	3
3681782C1L	162	35	3682175C91L	165	3
	169	36	3682178C1L	165	4
3681783C2	162	36		165	14
	169	34		172	7
3681792C1L	162	52		172	15
	169	60	3682179C2L	162	51
	174	13		169	59
3681805C3L	164	5	3682187C1L	165	18
	171	5		172	17
3681806C1L	164	9	3682190C92L	165	11
	171	9		172	10
3681807C2L	164	10	3683075C93L	164	1
	171	12		171	1
3681815C91L	165	7	3683076C92L	171	6
	172	4	3683077C92L	164	6
3681817C1L	162	54	3683080C91L	169	17
	169	58	3683081C91L	162	19
3681821C1L	163	34	3683086C91L	168	1
	170	8	3683087C91L	161	1
3681822C1	164	8	3683089C1	162	11
	171	8	3683090C1L	169	8
3681823C1L	162	53	3683091C1L	162	7
	169	61	3683093C1L	164	13
	174	14		171	13
3681824C1L	162	18	3683106C92L	172	9
	169	18	3683107C92L	165	19
3681826C2L	163	32	3683116C92L	162	29
	170	10		169	37
3681830C1	172	8	3683117C1L	162	33
3681830C1L	165	2		169	38
3681832C1L	162	58	3683119C1	163	11
	169	55	3683119C1L	162	34

PART NUMBER INDEX - (CONTINUED)

PART NUMBER	FIG.	ITEM	PART NUMBER	FIG.	ITEM
	169	22	3683182C92L	170	16
	170	28	3683183C92L	163	26
3683120C1	162	32	3683184C91L	170	36
	169	40	3683185C91L	163	10
3683121C1	163	18	3683186C91L	170	38
	170	25	3683187C91L	163	38
3683123C91L	169	26	3683188C91L	170	2
3683124C91L	162	47	3683189C91L	163	7
3683126C1L	169	20	3683190C91L	170	17
3683127C1L	162	16	3683191C91L	163	25
3683128C91L	163	6	3683197C91L	163	16
	170	3		170	24
3683135C91L	172	19	3683198C92L	165	17
3683136C91L	165	10		172	12
3683144C2L	163	22	3683199C1	165	12
	170	21		172	16
3683145C1	163	19	3683200C91L	170	1
	170	26	3683201C91L	163	1
3683146C1L	162	8	3683202C1L	169	42
	169	7	3683203C1L	162	28
3683150C1L	162	49	3683209C1L	162	41
	169	49		169	29
3683152C91L	173	1	3683210C1L	162	42
3683153C91L	166	1		169	28
3683156C91L	169	1	3683211C1L	164	4
3683157C91L	162	1		171	4
3683160C91L	170	5	3684071C91	195	21
3683161C91L	163	5	3684082C2	195	8
3683169C91	162	24	3684083C1	195	11
	169	47	3685472C1	11	1
3683171C1L	163	33	3686202C1L	207	45
	170	9	3686203C1L	207	49
3683172C2L	163	30	3686204C1L	207	48
	170	13	3686235C1	207	5
3683173C91L	172	1	36867	127	4
3683174C91L	165	1	3687465C1L	175	24
3683176C1L	166	2	3688330C91	195	18
	173	4	3688382C1	195	15
3683178C3	166	3	3688652C1L	176	23
	173	3	3688658C1L	205	17
3683180C1L	163	31	3688719C1	92	14
	170	11	3688763C1L	64	20

PART NUMBER INDEX - (CONTINUED)

PART NUMBER	FIG.	ITEM	PART NUMBER	FIG.	ITEM
3688764C1L	64	22	3691359C1L	206	8
3688765C1L	64	21	3691360C1L	206	5
3688778C1L	192	2	3691379C1	194	40
	190	1	3692802C1X152MM	133	6
	191	1	3692802C1X203MM	183	18
3688784C1L	196	33	3692802C1X457MM	183	1
3688836C1L	216	19	3692802C1X51MM	133	2
3688867C1L	179	32	3692915C1	96	6
3688868C1L	179	34	3693127C1L	174	5
3688870C1L	178	8	3693128C1X	162	2
3688898C1	168	5		169	3
3688899C1	161	5	3693128C1X11430MM	186	4
	168	3	3693128C1X2591MM	184	10
3689029C1L	178	14	3693131C1L	226	4
3689038C1L	177	9	3693132C1L	226	3
3689085C1L	174	4	3693145C1L	179	29
3689091C1	178	13	3693146C1L	179	30
3689092C1L	177	2	3693189C91	195	1
3689097C1L	177	1	3693359C1L	64	8
3689105C1L	179	38	3693546C1	209	19
3689106C1L	174	1	3693746C91	92	6
3689852C1L	180	21	3693754C91	106	11
3689893C1L	197	21	3693762C91	148	1
	198	23	3693772C92	181	1
	199	16	3698896C1	168	6
	200	15	3698897C1	161	2
3689915C1L	158	53	3698898C1	161	3
3689918C1L	158	3	3698900C1	161	4
3689919C1L	158	54		168	4
3690624C1L	180	22	3698901C1	161	8
3690625C1L	180	5		168	7
3690626C1L	180	14	3700940C1	196	22
3690627C1L	174	8	37010	143	1
3690629C1L	174	8	3702562C1	195	13
3690630C1	174	3	3708073C1	196	34
3690640C1L	196	4	3708190C1	161	6
3690648C1	61	8		168	2
3690650C1L	216	1	3712156C1	58	9
3691109C1	112	28	3712157C1	77	3
	119	36	3712158C1	77	14
3691334C1L	192	23	3712160C1	77	6
	190	20	3712162C1	77	7
	191	12	3712163C1	77	9
3691357C1L	64	17	3712164C1	59	28
	132	10	3712165C1	59	27

PART NUMBER INDEX - (CONTINUED)

PART NUMBER	FIG.	ITEM	PART NUMBER	FIG.	ITEM
3712166C1	59	24	3819241C2	32	19
3712167C1	59	26	3819284C1	143	3
3712169C1	59	34	3819285C1	143	3
3712170C1	59	33	3819328C1	25	10
3712172C1	59	29	3819350C2	32	24
3712173C1	59	30	3819355C1	77	46
3713638C1	64	5	3819401C4	23	13
37306	126	9	3819424C2	184	13
37340	190	5	3819425C2	184	7
	194	1	3819426C2	184	9
	194	39	3819429C3L	183	4
	203	1	3819430C3L	183	4
	204	1	3819432C2	184	3
37342	209	10	3819433C1	184	8
37376	97	15	3819434C4	185	2
	134	7	3819470C1	92	20
	136	3	3819493C1	30	13
375048C1X1770MM	99	8	3819495C1	112	3
375048C1X970MM	99	12	3819497C1	112	6
375054C2X1070MM	99	11	3819553C2	182	15
375054C2X1870MM	99	7	3819554C2	182	15
375055C2X89.44IN	118	25	3819588C4	137	2
37674-103	143	8	3819651C91	77	17
37674-32	143	6	3819666C91	77	16
37707049	223	16	3819675C3	206	1
37774	143	10	3819698C2	78	12
3791270C1	26	12	3819726C1	32	14
3791671C1	215	10	3819739C2	78	13
3801740C1L	205	18	3819740C2	78	10
3812159C1	77	5	3819749C3	78	14
3812865C1	206	7	3819750C2	78	7
3815520C1	216	4	3819775C1	32	4
3817548C1	130	3	3819779C1	32	18
3818322C2	39	6	3819810C2	217	19
3818367C1	25	5	3819823C4L	159	4
3818439C1	23	20	3819824C5L	159	2
3818791C4	138	2	3819830C1L	217	1
3818989C1	11	5	3819831C91	77	8
3819085C4	32	22	3819832C91	77	4
3819156C1	36	18	3819833C1	119	43
	36	19	3819834C91	77	11
3819167C3	32	7	3819835C92	59	5

PART NUMBER INDEX - (CONTINUED)

PART NUMBER	FIG.	ITEM	PART NUMBER	FIG.	ITEM
3819836C92	59	4	3820559C91	77	12
3819839C92	77	10	3820595C1	133	1
3819852C2	78	2	3820596C1	133	5
3819868C91	119	7	3820637C92	77	13
3819943C2	32	13	3820679C1	17	8
3819945C1	122	6	3820709C91	77	45
3819946C1	122	23	3820718C2	216	23
3819955C93	26	11	3820740C1	39	3
3820008C2	59	7	3820846C1	217	20
3820011C1	140	6	3820847C1	217	18
3820065C3	27	10	3820874C3	27	11
3820126C2	183	11	3820960C92	58	2
3820127C3L	183	19	3820961C91	82	2
3820144C1	184	14	3820962C91	83	1
3820145C1	184	16	3820964C91	84	1
3820153C2	149	12	3820980C2	175	32
	183	3		176	16
3820181C91	46	19		178	1
3820185C1	43	5		209	8
3820193C91	43	4	3821003C1	189	3
	46	17	3821008C1L	203	8
3820240C4	133	11		204	5
3820265C91	46	5		207	1
3820266C91	46	13	3821010C1	197	10
3820267C91	46	14		198	26
3820282C1	182	5		199	22
3820283C2	184	15		200	11
3820289C2	180	2	3821015C2	32	6
3820292C2	195	16	3821026C1	144	6
	197	4	3821057C1	191	13
	199	1		195	7
3820293C2	175	36	3821066C1	122	22
	182	4	3821067C1	122	18
	188	7	3821075C91	183	14
	196	17	3821077C91	183	14
3820295C2	89	22	3821078C1	180	13
3820331C1	109	3	3821080C1	153	3
3820363C2	149	14		195	17
3820364C2	149	8	3821082C1	89	16
3820409C1	218	14		207	50
3820414C2	150	21	3821088C1	195	3
3820433C3	158	63		198	29
3820471C1	61	5		200	9
3820520C1	99	4	3821089C1	196	28
3820521C92	99	5	3821090C1	187	1

PART NUMBER INDEX - (CONTINUED)

PART NUMBER	FIG.	ITEM	PART NUMBER	FIG.	ITEM
3821092C1	158	39	3821207C92	216	28
	160	4	3821387C1	59	13
	167	4	3821436C91	109	6
	175	4	3821439C91	109	18
	176	26	3821452C1L	27	7
3821112C3	132	4	3821502C1	61	3
3821116C1	88	9	3821516C1	109	14
	155	31	3821567C1	52	9
	158	45	3821623C91	99	9
	194	43	3821643C91	28	3
	196	1	3821646C1	182	13
	198	20	3821696C2L	181	2
	198	30	3821697C1L	181	5
	200	17	3821698C1L	181	7
	200	25	3821916C1	149	36
	222	3	3821917C1	149	40
	228	43	3821918C1	149	42
3821117C2	184	4	3822016C1	61	6
3821118C1	195	2	3822041C1	85	7
3821119C1	149	11	3822144C1	149	44
	154	5	3822204C1	32	12
	158	40	3822302C91L	46	12
	160	3	3822303C91	46	10
	167	2	3822317C1L	146	1
	182	9	3822320C2L	220	1
	183	2	3822338C91	46	2
	184	12	3822396C5	207	52
	221	21	3822397C1	207	8
	222	14	3822398C1	207	54
	224	10	3822506C91	46	20
3821145C1	183	17	3822632C2L	196	29
3821149C1	63	4	3822633C2L	196	20
	88	10	3822724C91	126	7
	153	13	3822816C1L	196	2
	154	6	3822817C1L	196	3
	155	6	3822827C1L	196	30
	156	4	3822922C1	182	10
	158	1	3823241C1X2050MM	185	1
	174	9	3823397C1	158	62
3821158C2L	150	23	3823668C1L	196	5
3821170C1	210	3	3824302C2L	202	3
3821175C2	202	5		202	24

PART NUMBER INDEX - (CONTINUED)

PART NUMBER	FIG.	ITEM	PART NUMBER	FIG.	ITEM
3824436C1L	178	9	3830122C1L	175	31
3824437C1L	195	9	3830123C1L	176	15
3824438C1L	190	3	3830124C1L	177	6
	194	41	3830125C1L	177	10
	194	46	3832097C1L	158	29
	195	14	3834949C91	160	1
3824439C1	183	6	3834950C91	167	1
3824461C1L	174	6	3835073C1L	97	18
3824574C91L	184	5	3835074C1L	97	21
3824594C91L	184	1	3835432C1X	197	24
3824596C1L	97	17		198	25
3824620C2L	97	9		199	12
3824739C1L	66	5		200	18
3824740C1L	66	5	3835736C1	180	18
3824744C1L	202	26	3837864C1	115	1
3824748C92L	202	22	3838692C91	179	1
3824765C91L	97	23	3839700C1	149	49
3825156C91L	63	3	3840732C1	61	2
3825157C91L	63	2	3846123C1	209	20
3825391C1L	204	8	3848045C1	182	12
3825392C1L	203	2	3848361C1	209	9
3825437C1L	160	7	3849414C1	202	28
	167	11	3850804C1	223	8
3825454C1	169	2	3851760C1	162	27
3825455C1	162	3	3851760C2	169	43
3825474C1	202	27	3855046C1	222	27
3825524C91L	59	25	3855362C1	222	28
3825548C91L	90	2	3855434C1	222	30
3825549C91L	90	13	3855495C1	194	42
3825553C91L	47	1	3855496C1	194	38
	48	1	3855497C1	194	35
3826282C2	180	19	3855904C91	118	24
3826341C1L	148	16	3857093C1	175	16
3826342C1L	148	4		176	3
3826836C1	196	25	3857999C91	18	5
3826853C91L	89	23	3858124C1	94	2
3827466C1L	196	21	3858125C1	94	6
3827519C91L	207	44	3858441C91	58	10
3827522C4	179	37	3859804C1	224	18
3827536C2L	158	59	3859813C1	221	13
3827566C92L	207	32	3860477C1	64	1
3827743C1	205	34	3860622C91	28	5
3830050C91L	87	4	3860623C91	28	6
3830120C1L	160	10	3860624C91	28	4
3830121C1L	167	7	3861273C1	222	8

PART NUMBER INDEX - (CONTINUED)

PART NUMBER	FIG.	ITEM	PART NUMBER	FIG.	ITEM
	224	12	3S055071	33	14
3861274C1	222	34	4 520220CA	207	33
	224	11		208	3
3861275C1	223	6	4 F5OLO-S	207	21
	224	2		208	2
3861277C1	222	20	40049R1	11	4
	224	17		55	16
3861286C1	221	10	40066R1	32	9
3861289C1	221	11		36	8
3861290C1	221	4	40086R1	55	10
3861291C1	221	1	40092	124	2
3861297C1	221	3	40-10-0005	218	12
3861299C1	223	9	40-10-0031	26	15
386170C1	57	6		218	4
	106	12	40-10-0035	218	8
	108	6	40162	11	13
	120	3		28	12
	185	7		38	6
3861924C1X114.2MM	205	22		162	10
3864896C1	135	4		169	14
39048	163	40		218	13
	170	33	40166	39	13
39125	21	12	40203R1	3	3
39127	55	5	40204R1	128	3
39128	9	4	40217	46	16
39304	2	4	40218R1	31	14
39308	2	5	40219	156	5
3A053376D	33	16		163	39
3A053380C	34	3		170	34
3A053383D	33	1		215	3
3A053430D	33	17		215	15
3A053431D	33	27	40220	59	11
3A053432D	33	21	40222	55	13
3A053433C	33	28	40222R1	99	23
3A053694	34		40233R1	92	1
3A053804D	33	19		119	46
3A053805D	33	26	40235R1	65	10
3A055151	34	6	40236R1	78	8
3A055152	34	1	40240R1	158	61
3CP7-3	67	3	40249R1	98	9
3E005474A0038	33	24		112	22
3E011396D	33	25		119	33

PART NUMBER INDEX - (CONTINUED)

PART NUMBER	FIG.	ITEM	PART NUMBER	FIG.	ITEM
	162	9		78	6
	169	13	414080C1	140	10
40250	59	2		141	2
40250R1	27	4		183	13
40252	32	21	414081C1	140	2
	52	6	414089C1	27	1
40253	31	19		78	1
40253R1	158	12		140	4
	162	48		141	9
	169	48		183	15
40255	135	7	417195C3X750MM	31	9
40258	97	6	417196C3X1050MM	117	13
	179	20	417196C3X1200MM	98	4
40265R1	142	8		98	5
40316R1	64	18		98	7
40336R1	46	1	417196C3X120IN	163	
40342R1	175	15		170	
	176	30	417196C3X1250MM	98	15
40348R1	39	16		119	28
40352R1	175	7	417196C3X12IN	38	3
	176	24	417196C3X1380MM	23	21
40356R1	175	14	417196C3X1500MM	98	1
	176	1	417196C3X1800MM	98	6
40362R1	207	30	417196C3X520MM	18	3
40363R1	46	9	417196C3X990MM	23	11
40365R1	178	26	417199C3X	111	3
403810C91	205	16	417199C3X1100MM	114	31
406267C1	117	4	417199C3X1450MM	122	26
406340C1	26	3	417199C3X1830MM	119	1
406381C1	96	4	417199C3X1960MM	119	47
40651	31	6	417199C3X2000MM	118	17
	228	38	417199C3X2450MM	122	25
40695	129	1	417199C3X3000MM	118	23
40700	17	7	417199C3X3100MM	122	29
40714	201	3	417199C3X340MM	119	27
40720	148	13	417199C3X350MM	114	15
40764	144	8	417199C3X450MM	119	21
4077	97	7	417199C3X500MM	119	30
40X1233	100	5	417199C3X750MM	114	10
40-X-1233	97	27	417199C3X850MM	119	25
410986C92	120	12	417200C3X	111	14
4139-22-BW	205	15	417200C3X1000MM	119	26
414052C1	136	2	417200C3X1600MM	122	14
414053C1	134	8	417200C3X2750MM	112	10
414078C1	27	3	417200C3X300MM	112	21

PART NUMBER INDEX - (CONTINUED)

PART NUMBER	FIG.	ITEM	PART NUMBER	FIG.	ITEM
417200C3X400MM	112	25	455000	158	56
417200C3X800MM	112	15	464433C1	222	33
417201C3X	111	22	464495C1	59	16
417201C3X2300MM	118	19	466369C1	77	27
417201C3X800MM	114	13	4668958-003	209	3
	114	17	473 143 C1	52	1
417202C3X1020MM	119	9	473143C1	151	4
421941001	209	24	473146C1	65	18
426816	180	9	473158C1	52	3
428997C1	97	1	473396C2	142	10
432736C2	77	22	473397C2	142	10
433201C1	94	12	481697C2	92	8
433237001	178	12	484606C1	38	8
433971C1	77	41	485794C2	36	9
4397011-070	209	5	488916C1	142	14
442498C1X1219MM	205	38	488917C1	142	14
442498C1X1580MM	47	2	49000	64	7
	48	2	498935C1	64	3
443874	163	20	5001247	118	
	170	23	5002309	147	5
443990	115	2	5002317	147	2
443992	122	9	5005731	111	8
444042	28	2	5005757	53	9
	115	3	5005758	53	8
444613	67	5	5006965	70	1
444618	13	7	5007294	111	7
444632	114	19	5007328	147	4
444636	36	12	500911	97	30
444667	97	33	5009178	114	8
444688	120	18	5009199	147	7
444698	20	9	5009287	111	15
444705	26	10	501491C1	92	4
445751	4	7		94	11
448551001	221	6	501923C1	142	9
449632C1X1450MM	122	2	5019677	126	4
449632C1X2450MM	122	1	50-20-0018	217	16
449765C1	52	11	5020021	69	1
450017C1X711MM	130	7	5020585	53	4
452983001	228	39	503971C1	92	9
452992C1	36	25	50-40-0001	217	10
452997C1	36	20		218	3
454319R1	10	5	50-40-0002	26	14

PART NUMBER INDEX - (CONTINUED)

PART NUMBER	FIG.	ITEM	PART NUMBER	FIG.	ITEM
	218	7	5330000077-00	197	23
50-40-0005	217	15		199	13
50-40-0007	217	8	5330000114-00	194	8
50-40-0018	217	12	5330000115-00	155	19
50421	32	1	533959R1	220	16
505211C1	118	6	5340000007-00	180	8
50-60-0025	217	9	5340000044-00	194	17
50-60-0028	218	6	5340000064-00	194	23
5101-0	54	1	5340000065-00	194	19
51191-31	143	9	5340000367-00	155	20
512243	211	4	5340000369-00	155	32
512245	211	3	5340000406-00	155	42
52151-1/2-3/4	89	5	5340000413-00	155	21
	89	10	5340000414-00	155	26
52210RB	59	10	5340000415-00	155	9
52-C-1	89	6	5340000416-00	155	12
	89	11	5340000421-00	178	24
5310000010-00	194	22		179	24
5310000044-00	31	20	5340000443-00	207	56
5310000113-00	155	18	5340000458-00	158	25
5310000166-00	194	21		187	8
5310000326-00	194	5	5340000464-00	179	11
5310000371-00	155	37	5340000466-00	178	7
5310000434-00	63	1	5340000484-00	155	27
	155	23	5340000485-00	194	11
	158	43	5340000486-00	155	39
5310000538-00	194	27	5340000513-00	155	41
5310000616-00	153	14	5342142C1	52	8
	155	8	5360000017-00	194	13
	179	36	545906C91	109	26
	194	30	54700R1	106	31
	220	9	549904C91	117	1
5310000633-00	210	2	55163R1	8	16
5310000649-00	155	29	552897R1	185	5
5320000008-00	155	3		194	28
5320000011-00	194	20		195	4
5320000017-00	155	7	5540000036-00	155	22
5320000042-00	153	4		156	9
5320000047-00	155	33	556779C91	23	22
5320000051-00	194	6	55896R1	118	5
5320000115-00	155	24		120	6
5324-0	54	3	55897R1	118	4
5330000029-00	194	15		120	5
5330000043-00	198	10	560594	53	2
5330000044-00	209	14	571600C1	36	16

PART NUMBER INDEX - (CONTINUED)

PART NUMBER	FIG.	ITEM	PART NUMBER	FIG.	ITEM
572	106	26	65016	149	27
575359C1	188	3	65080	125	2
578075C1	144	7		127	5
579891C1	118	7	65082	142	3
580	106	27	66024	149	28
584067C1X774MM	130	2	680482C1	15	9
586048C1	106	17	686702C2	7	11
588110C1	77	29	687024C1	15	6
589418C1	96	12	689476C1	23	2
590279C2	149	24	68HB-8-4	99	19
590280C2	149	23	68PMT-4-2	38	13
590752C1	142	14	68PMT-4-6	98	11
591597C2	129	3	68PMT-6-6	114	22
592945C91	118	27	690069C1	23	19
592A	103	14	690835C1	11	6
594A	103	12	691044C1	5	1
	106	21	691273C1	20	3
596589C1	27	8	69480R91	108	9
5A058756A4300	33	20		117	2
5A067998A	33	31	69712	29	10
5A070683C	33	33	6TMF/TYPEII	78	15
5A070752C	33	23	70052	214	4
5A072260	33	9	718158	207	29
5A072533	34	7	7397783	120	8
6.5-70-18X	101	1	75535	201	7
600173-012	98	13	7731428	85	10
6010241C1	154	3		86	4
6010390C1	149	45	78932	201	1
60244-90104	122	19	795529C1	77	42
60365H	77	1	80012	124	4
606819C1	22	3	800468	121	12
616040	211	8	80096	124	5
617022	211	7	801481	112	17
62008	103	42	801534	82	6
	106	14		108	4
62571-3	66	7	801551	108	3
62PMT-10	111	26	801553 AS	82	5
62PMT-4	23	15	801585	114	25
62PMT-6	111	21	80167	124	6
62PMT-8	111	25	802744	114	21
632076R1	33	11		119	22
6431782-08M1	209	1	80305R1	196	10

PART NUMBER INDEX - (CONTINUED)

PART NUMBER	FIG.	ITEM	PART NUMBER	FIG.	ITEM
80445R1	97	3		202	20
82033	143	5	91280A324	217	22
82172-3	66	10	91710750	221	18
82-270538-3	42	8		222	11
82442	66	3		222	36
82443	64	4		223	2
82490-3	66	13		224	7
8487A37	202	12	91810300	221	16
	202	16		222	13
850218C1	109	4		222	38
864439R1	121	7		223	4
864457R1	121	5		224	9
864459R1	120	1	92316A538	207	47
8690480-1	152	1	92627A330	202	10
8694K68	207	46		202	18
875522C1	2	8	930880R1	228	18
876106C1	130	12	933833R1	31	5
	130	15		228	3
876108C1	130	10		229	2
8956K1212	49	2	934309R1	52	5
8961K1301	43	6		59	8
896H-1CH-C-R1U24	56	1		228	25
896H-1CH-C-U15	51	7	934310R1	52	10
90312A660	202	7	934810R1	119	20
	202	21	934948R1	185	6
903209	207	25		228	2
90680	18	15		229	3
	59	14	93695A125	195	10
	92	21		202	9
	96	3		202	19
	118	8	9395-C	197	25
	119	15		198	28
	120	10		199	8
90681	78	3		200	10
	215	12	9409931	36	13
90683	32	11	9410280	99	18
	33	12	9411658	106	30
	92	18		117	3
	119	10	9412230	140	8
	148	8	9413977	117	7
90685	159	1	9605484-001	72	3
91204	46	3	971645R91	120	4
91205A714	202	2	981985R91	223	14
	202	25	98959R1	213	3
91280A136	202	8	995509R2X914	120	9

PART NUMBER INDEX - (CONTINUED)

PART NUMBER	FIG.	ITEM	PART NUMBER	FIG.	ITEM
999536S	38	2	A-3205-W-1115	103	37
9A056739A	33	35	A-3205-X-1116	103	26
9A065169A	34	8	A3211M5733	107	9
9A065170002	33	3	A-3213-M-1937	103	21
9A065170A	33	22	A-3237-Z-1248	107	27
9A065173A	33	7	A-333-P-4228	103	13
9A065203A	33	18	A57-3275-S-1059	107	21
9A065231A	33	29		108	28
9A065232A	33	30	ABORD954	79	2
9A065336A	33	4	AN737TW98-114	31	4
9A065337A	33	34	AS07011	88	1
9A065340A0001	34	4	AS08-417	91	1
9A065341A0001	34	2	AS515001-1	138	5
9A0655150001	33	5	BAC10WL6-16P	196	15
9A0656170001	33	15	BACN10WI6-16P	152	4
	34	5		160	6
9A065652	33	32		167	12
9KK120	179	8		177	3
9KK668	155	30		178	4
A1-1205-X-2728	97	24		182	6
A-1199-W-4053	103	40		200	28
A1205-P-2434	103	18	BT105RP	103	44
A-1205-U-2647	103	27	BT120LD	65	12
A-1205-V-1556	107	17		82	3
A-1205-V-2648	103	25		112	2
A-1205-W-2649	108	26		114	2
A-1205-X-2650	108	19		122	15
A1-2255-D-1044	107	20		218	15
A-1228-X-1220	104	11	BX200982	110	4
A1245P1030	117	21	BX220636N	122	21
A1-3275-A-1249	108	28	C1070272S1R	63	7
A14-3211-W-6003	108	17	C-1100-2-18	205	14
A14-3211-X-6004	108	17	C13121X32747S	106	3
A-2206-S-1527	97	34	C-1421-7	205	2
A2-2255-D-1044	107	20	C-1423	205	3
A-2255-C-1329	108	5	C-1480	205	10
A-2296-M-1183	97	35	C-1536	205	7
A2-3102-N-3472	125	3	C-1727	205	6
A28-3222-D-1954	108	11	C-3121-H-3258	103	28
A-3102-N-3472	125	5	CA021	207	10
A-3111-A-3875	104	6	CCP024H	207	26
A-3111-Z-3874	104	6		207	36

PART NUMBER INDEX - (CONTINUED)

PART NUMBER	FIG.	ITEM	PART NUMBER	FIG.	ITEM
CD1045-00	52	14	ITE0001-01	154	2
CO26200010	224	13	ITE001-01	154	1
CR47691	106	20	J5124-2010202B	18	9
CT 300 L B	36	15	K2416	117	16
CTB-36	130	5	K24502	147	3
DEFR56-7	106	10	K4X6611370	90	6
DIN 3017 13XDIA50- 70 A2	213	2	KHY-210	207	55
DIN 3017 9XDIA32- 50 A2	213	7	KIT12100	107	
DRB-001	194	45	KIT4455	74	1
DRB-003-REV2	222	25	KIT4760	104	
DRB-004B	194	32	KSR4034707QP	108	
DRB-005B	194	31	KSR4034715QP	107	5
DRB006	194	29	L2643486X	213	4
	195	5	L2643486X1180MM	216	6
E-008-126	205	12	L2643486X1300MM	216	18
E015556	92	17	L2643486X1580MM	216	22
E-104-032	205	30	L2643486X1600MM	213	11
E47YED7	63	8	L2643486X1837MM	216	12
EC35PLA	32	3	L2643486X2678MM	216	16
ECP00364	59	31	L2643486X335MM	216	20
EX28397	59	6	L2643486X660MM	120	21
FF1852T1212-213	94	1	L2643486X95MM	216	7
FF2068T1212-213	94	5	L2643493X343MM	36	6
FF9446-18	94	3	L2643504X1435MM	36	24
	94	7	L2643504X300MM	36	3
FF-B-187/01-680	103	15	L2643504X675MM	36	26
FL101030	207	22	L2643505X13IN	121	16
FMG-101	59	21	L2643505X9.5IN	121	6
	80	1	L2643544X450MM	26	2
	90	8	L2643545X900MM	103	43
FP52400	103	17	L2643546X	106	13
FS19547	30	6	L2643546X975MM	99	21
FULX8425	228	35	L2643623X915MM	130	6
GE3157NAKR	65	4	LKCSF1-0	59	17
GEH5024	65	3		77	31
GF151LA	54	5		85	8
GS025320N	207	27		88	6
H5070181	63	14		119	19
H5070199	63	6	LN101-3	89	8
H5070257	89	15		89	13
H5070276	63	5	LXCSF1-0	58	12
H5080114	87	3	M1097	77	18
HAL42710553	108	29	M110PJE3	128	2
IC-4548	207	12	M39-060-10	153	18
IC-4711	207	57	M39-0630-10	62	1

PART NUMBER INDEX - (CONTINUED)

PART NUMBER	FIG.	ITEM	PART NUMBER	FIG.	ITEM
	160	8	R945007	97	29
	166	4	R955459	107	28
	167	10	RDH081S30	207	19
	173	2	RM20	196	32
M45913/3-4CG8C	61	7	RM20W40	180	17
MIN5	51	6	RS23160NFN216543	106	1
MJS3028ET086	117	10	RSRS-110	89	4
MK2331	207	16		89	14
MS14307-4	216	13	S1225-S-1189	103	23
MS24523-23	46	18	S21020A2	103	19
MS24665-628	138	8	S-21214A-2	104	8
MS27183-4	178	30	S21424A2	104	1
MS3454W16-10P	215	19	S-2280-1	205	4
MS35333-32	115	5	S244-2	74	4
MS35338-45	75	2	S-264B	107	15
MS35338-67	40	2	S-2756	205	5
MS35756-20	39	2	S-2810B-2	108	22
MT2024022CST	36	27	S-3090	205	8
	120	2	S-5756	205	11
MT2024053CST	130	8	S-5758	205	31
MX18120DANL2433	103	1	SAE J530 2-2 130239B	38	10
N1602-1	39	1	SD863650	141	6
N65-3299-T-1554	108	24	T1683B	131	10
N65-3299-T-1555	108	24	T3022C	131	6
N9393	39	4	T3057A	131	7
N9416	39	5	T3058	131	8
NL-210-1	116	1	T3096	131	9
	117	18	T3184	131	3
	125	7	T3315	131	1
P-26	97	32	T50LFT7	52	12
PH-760M-A-6	138	4	T50L-OHS	52	13
PUM-071-2S-D30	31	11		224	21
Q714473	23	4	T50R-OHS	18	4
Q760327	23	7		23	14
R002560	103	10		26	1
R0068236	63	13		49	1
R0078911	60	1		58	4
R100SS	196	31		82	8
R230068	125	10		108	1
R230069	125	4		111	28
R4X6831220	90	5		205	25
R870024	116	5		223	24

PART NUMBER INDEX - (CONTINUED)

PART NUMBER	FIG.	ITEM	PART NUMBER	FIG.	ITEM
TF93416172	221	12	XA-761	138	13
TM592A	106	22	XA-763	138	15
VS169PMTNS-4-4	18	2	XA763-A	138	6
VS169PMTNS-6-4	118	22	XA-768	138	17
	119	38	XB-10089	138	9
VS179PMTNS-6-4	119	40	XB-128	138	12
VS179PMTNS-6-6	112	24	XB-769	138	16
	119	24	XB-771-1	138	18
	122	3	XB-772	138	7
VS269PMTNS-10-8	109	12	XMNY-625-0-D	77	21
VS269PMTNS-4-4	98	2		82	9
VS369PTC-10-8	114	14	ZBH993762253	38	1
VS369PTC-4-2	38	12	ZDR17TYS3876	97	25
VS369PTC-6-2	114	9		100	8
VS369PTC-6-6	114	16	ZGG19036	212	2
	119	23		212	8
	122	24		212	14
VS369PTC-8-6	112	27		212	17
	122	17	ZGG19037	212	4
VS379PPTC-10-8	114	24		212	6
VS68PMT-12-8	114	12		212	10
VS68PMT-4-2	18	6		212	26
VS68PMT-6-4	114	11		212	28
VS68PMT-8-8	112	16		212	30
	122	27	ZGG19038	212	20
W12L	222	2	ZGG19039	212	13
	223	17		212	32
XA-05961	138	10	ZZBQ23020	77	47
XA-08636	138	14		81	1
XA-199-6	138	11			

RECOMMENDED CHANGES TO PUBLICATIONS AND BLANK FORMS						Use Part II (reverse) for Repair Parts and Special Tool Lists (RPSTL) and Supply Catalogs/Supply Manuals (SC/SM).	DATE <i>Date you filled out this form.</i>	
For use of this form, see AR 25-30; the proponent agency is OAASA.								
TO (Forward to proponent of publication or form) (Include ZIP Code) U.S. Army TACOM Life Cycle Management Command ATTN: AMSTA-LCL-MPP/TECH PUBS 6501 E. 11 Mile Road, Warren, MI 48397-5000						FROM (Activity and location) (Include ZIP Code) <i>Your mailing address</i>		
PART I – ALL PUBLICATIONS (EXCEPT RPSTL AND SC/SM) AND BLANK FORMS								
PUBLICATION/FORM NUMBER <i>TM Number</i>						DATE <i>Date of the TM</i>	TITLE <i>Title of the TM</i>	
ITEM	PAGE	PARA-GRAPH	LINE	FIGURE NO.	TABLE	RECOMMENDED CHANGES AND REASON (Exact wording of recommended change must be given)		
	0007-3					<i>Figure 2, Item 9 should show a lockwasher. Currently shows a flat washer.</i>		
	0018-2					<i>Cleaning and inspection, Step 6, reference to governor support pin (14) is wrong reference. Reference should be change to (12).</i>		
SAMPLE								
TYPED NAME, GRADE OR TITLE						TELEPHONE EXCHANGE/AUTOVON, PLUS EXTENSION		SIGNATURE
<i>Your Name</i>						<i>Your Phone Number</i>		<i>Your Signature</i>

TO (Forward direct to addressee listed in publication) U.S. Army TACOM Life Cycle Management Command ATTN: AMSTA-LCL-MPP/TECH PUBS 6501 E. 11 Mile Road, Warren, MI 48397-5000	FROM (Activity and location) (Include ZIP Code) <i>Your Address</i>	DATE <i>Date you filled out this form</i>
------------------------------------------------------------------------------------------------------------------------------------------------------------------------------------------------	-----------------------------------------------------------------------------------	-----------------------------------------------------

PART II – REPAIR PARTS AND SPECIAL TOOL LISTS AND SUPPLY CATALOGS/SUPPLY MANUALS

PUBLICATION NUMBER <i>TM Number</i>	DATE <i>Date of the TM</i>	TITLE <i>Title of the TM</i>
----------------------------------------	-------------------------------	---------------------------------

PAGE NO.	COLM NO.	LINE NO.	NATIONAL STOCK NUMBER	REFERENCE NO.	FIGURE NO.	ITEM NO.	TOTAL NO. OF MAJOR ITEMS SUPPORTED	RECOMMENDED ACTION
<h1>SAMPLE</h1>								

PART III – REMARKS (Any general remarks, or recommendations, or suggestions for improvement of publications and blank forms. Additional blank sheets may be used if more space is needed.)

TYPED NAME, GRADE OR TITLE <i>Your Name</i>	TELEPHONE EXCHANGE/AUTOVON, PLUS EXTENSION <i>Your Phone Number</i>	SIGNATURE <i>Your Signature</i>
------------------------------------------------	------------------------------------------------------------------------	------------------------------------

RECOMMENDED CHANGES TO PUBLICATIONS AND BLANK FORMS						Use Part II (reverse) for Repair Parts and Special Tool Lists (RPSTL) and Supply Catalogs/Supply Manuals (SC/SM).	DATE
For use of this form, see AR 25-30; the proponent agency is OAASA							
TO (Forward to proponent of publication or form) (Include ZIP Code) U.S. Army TACOM Life Cycle Management Command ATTN: AMSTA-LCL-MPP/TECH PUBS 6501 E. 11 Mile Road, Warren, MI 48397-5000						FROM (Activity and location) (Include ZIP Code)	
PART I – ALL PUBLICATIONS (EXCEPT RPSTL AND SC/SM) AND BLANK FORMS							
PUBLICATION/FORM NUMBER TM 9-2355-106-23P						DATE 30 November 2011	TITLE Field Maintenance Repair Parts and Special Tools List for Mine Resistant Ambush Protected Vehicle
ITEM	PAGE	PARA-GRAPH	LINE	FIGURE NO.	TABLE	RECOMMENDED CHANGES AND REASON	
TYPED NAME, GRADE OR TITLE					TELEPHONE EXCHANGE/AUTOVON, PLUS EXTENSION		SIGNATURE

TO <i>(Forward direct to addressee listed in publication)</i> U.S. Army TACOM Life Cycle Management Command ATTN: AMSTA-LCL-MPP/TECH PUBS 6501 E. 11 Mile Road, Warren, MI 48397-5000	FROM <i>(Activity and location) (Include ZIP Code)</i>	DATE
-------------------------------------------------------------------------------------------------------------------------------------------------------------------------------------------------------	---------------------------------------------------------------	-------------

PART II – REPAIR PARTS AND SPECIAL TOOL LISTS AND SUPPLY CATALOGS/SUPPLY MANUALS

PUBLICATION/FORM NUMBER TM 9-2355-106-23P	DATE 30 November 2011	TITLE Field Maintenance Repair Parts and Special Tools List for Mine Resistant Ambush Protected Vehicle
-----------------------------------------------------	---------------------------------	----------------------------------------------------------------------------------------------------------------

PAGE NO.	COLM NO.	LINE NO.	NATIONAL STOCK NUMBER	REFERENCE NO.	FIGURE NO.	ITEM NO.	TOTAL NO. OF MAJOR ITEMS SUPPORTED	RECOMMENDED ACTION

PART III – REMARKS *(Any general remarks, or recommendations, or suggestions for improvement of publications and blank forms. Additional blank sheets may be used if more space is needed.)*

TYPED NAME, GRADE OR TITLE	TELEPHONE EXCHANGE/AUTOVON, PLUS EXTENSION	SIGNATURE
----------------------------	--------------------------------------------	-----------

RECOMMENDED CHANGES TO PUBLICATIONS AND BLANK FORMS						Use Part II (reverse) for Repair Parts and Special Tool Lists (RPSTL) and Supply Catalogs/Supply Manuals (SC/SM).	DATE
For use of this form, see AR 25-30; the proponent agency is OAASA							
TO (Forward to proponent of publication or form) (Include ZIP Code) U.S. Army TACOM Life Cycle Management Command ATTN: AMSTA-LCL-MPP/TECH PUBS 6501 E. 11 Mile Road, Warren, MI 48397-5000						FROM (Activity and location) (Include ZIP Code)	
PART I – ALL PUBLICATIONS (EXCEPT RPSTL AND SC/SM) AND BLANK FORMS							
PUBLICATION/FORM NUMBER TM 9-2355-320-24P						DATE 30 November 2011	TITLE Field Maintenance Repair Parts and Special Tools List for Mine Resistant Ambush Protected Vehicle
ITEM	PAGE	PARA-GRAPH	LINE	FIGURE NO.	TABLE	RECOMMENDED CHANGES AND REASON	
TYPED NAME, GRADE OR TITLE					TELEPHONE EXCHANGE/AUTOVON, PLUS EXTENSION		SIGNATURE

TO <i>(Forward direct to addressee listed in publication)</i> U.S. Army TACOM Life Cycle Management Command ATTN: AMSTA-LCL-MPP/TECH PUBS 6501 E. 11 Mile Road, Warren, MI 48397-5000	FROM <i>(Activity and location) (Include ZIP Code)</i>	DATE
-------------------------------------------------------------------------------------------------------------------------------------------------------------------------------------------------------	---------------------------------------------------------------	-------------

PART II – REPAIR PARTS AND SPECIAL TOOL LISTS AND SUPPLY CATALOGS/SUPPLY MANUALS

PUBLICATION/FORM NUMBER TM 9-2355-106-23P	DATE 30 November 2011	TITLE Field Maintenance Repair Parts and Special Tools List for Mine Resistant Ambush Protected Vehicle
-----------------------------------------------------	---------------------------------	----------------------------------------------------------------------------------------------------------------

PAGE NO.	COLM NO.	LINE NO.	NATIONAL STOCK NUMBER	REFERENCE NO.	FIGURE NO.	ITEM NO.	TOTAL NO. OF MAJOR ITEMS SUPPORTED	RECOMMENDED ACTION

PART III – REMARKS *(Any general remark, or recommendations, or suggestions for improvement of publications and blank forms. Additional blank sheets may be used if more space is needed.)*

TYPED NAME, GRADE OR TITLE	TELEPHONE EXCHANGE/AUTOVON, PLUS EXTENSION	SIGNATURE

RECOMMENDED CHANGES TO PUBLICATIONS AND BLANK FORMS						Use Part II (reverse) for Repair Parts and Special Tool Lists (RPSTL) and Supply Catalogs/Supply Manuals (SC/SM).	DATE
For use of this form, see AR 25-30; the proponent agency is OAASA							
TO (Forward to proponent of publication or form) (Include ZIP Code) U.S. Army TACOM Life Cycle Management Command ATTN: AMSTA-LCL-MPP/TECH PUBS 6501 E. 11 Mile Road, Warren, MI 48397-5000						FROM (Activity and location) (Include ZIP Code)	
PART I – ALL PUBLICATIONS (EXCEPT RPSTL AND SC/SM) AND BLANK FORMS							
PUBLICATION/FORM NUMBER TM 9-2355-106-23P				DATE 30 November 2011	TITLE Field Maintenance Repair Parts and Special Tools List for Mine Resistant Ambush Protected Vehicle		
ITEM	PAGE	PARA-GRAPH	LINE	FIGURE NO.	TABLE	RECOMMENDED CHANGES AND REASON	
TYPED NAME, GRADE OR TITLE					TELEPHONE EXCHANGE/AUTOVON, PLUS EXTENSION	SIGNATURE	

TO <i>(Forward direct to addressee listed in publication)</i> U.S. Army TACOM Life Cycle Management Command ATTN: AMSTA-LCL-MPP/TECH PUBS 6501 E. 11 Mile Road, Warren, MI 48397-5000	FROM <i>(Activity and location) (Include ZIP Code)</i>	DATE
-------------------------------------------------------------------------------------------------------------------------------------------------------------------------------------------------------	---------------------------------------------------------------	-------------

PART II – REPAIR PARTS AND SPECIAL TOOL LISTS AND SUPPLY CATALOGS/SUPPLY MANUALS

PUBLICATION/FORM NUMBER TM 9-2355-106-23P	DATE 30 November 2011	TITLE Field Maintenance Repair Parts and Special Tools List for Mine Resistant Ambush Protected Vehicle
-----------------------------------------------------	---------------------------------	----------------------------------------------------------------------------------------------------------------

PAGE NO.	COLM NO.	LINE NO.	NATIONAL STOCK NUMBER	REFERENCE NO.	FIGURE NO.	ITEM NO.	TOTAL NO. OF MAJOR ITEMS SUPPORTED	RECOMMENDED ACTION

PART III – REMARKS *(Any general remarks, recommendations, or suggestions for improvement of publications and blank forms. Additional blank sheets may be used if more space is needed.)*

TYPED NAME, GRADE OR TITLE	TELEPHONE EXCHANGE/AUTOVON, PLUS EXTENSION	SIGNATURE
-----------------------------------	---------------------------------------------------	------------------

RECOMMENDED CHANGES TO PUBLICATIONS AND BLANK FORMS						Use Part II (reverse) for Repair Parts and Special Tool Lists (RPSTL) and Supply Catalogs/Supply Manuals (SC/SM).	DATE
For use of this form, see AR 25-30; the proponent agency is OAASA							
TO (Forward to proponent of publication or form) (Include ZIP Code) U.S. Army TACOM Life Cycle Management Command ATTN: AMSTA-LCL-MPP/TECH PUBS 6501 E. 11 Mile Road, Warren, MI 48397-5000						FROM (Activity and location) (Include ZIP Code)	
PART I – ALL PUBLICATIONS (EXCEPT RPSTL AND SC/SM) AND BLANK FORMS							
PUBLICATION/FORM NUMBER TM 9-2355-106-23P						DATE 30 November 2011	TITLE Field Maintenance Repair Parts and Special Tools List for Mine Resistant Ambush Protected Vehicle
ITEM	PAGE	PARA-GRAPH	LINE	FIGURE NO.	TABLE	RECOMMENDED CHANGES AND REASON	
TYPED NAME, GRADE OR TITLE					TELEPHONE EXCHANGE/AUTOVON, PLUS EXTENSION		SIGNATURE

TO <i>(Forward direct to addressee listed in publication)</i> U.S. Army TACOM Life Cycle Management Command ATTN: AMSTA-LCL-MPP/TECH PUBS 6501 E. 11 Mile Road, Warren, MI 48397-5000	FROM <i>(Activity and location) (Include ZIP Code)</i>	DATE
-------------------------------------------------------------------------------------------------------------------------------------------------------------------------------------------------------	---------------------------------------------------------------	-------------

PART II – REPAIR PARTS AND SPECIAL TOOL LISTS AND SUPPLY CATALOGS/SUPPLY MANUALS

PUBLICATION/FORM NUMBER TM 9-2355-106-23P	DATE 30 November 2011	TITLE Field Maintenance Repair Parts and Special Tools List for Mine Resistant Ambush Protected Vehicle
-----------------------------------------------------	---------------------------------	----------------------------------------------------------------------------------------------------------------


PAGE NO.	COLM NO.	LINE NO.	NATIONAL STOCK NUMBER	REFERENCE NO.	FIGURE NO.	ITEM NO.	TOTAL NO. OF MAJOR ITEMS SUPPORTED	RECOMMENDED ACTION

PART III – REMARKS *(Any general remarks, recommendations, or suggestions for improvement of publications and blank forms. Additional blank sheets may be used if more space is needed.)*

TYPED NAME, GRADE OR TITLE	TELEPHONE EXCHANGE/AUTOVON, PLUS EXTENSION	SIGNATURE
-----------------------------------	---------------------------------------------------	------------------

By Order of the Secretary of the Army:

Official:


JOYCE E. MORROW
*Administrative Assistant to the
Secretary of the Army*

1130601

RAYMOND T. ODIERNO
*General, United States Army
Chief of Staff*

Distribution:

To be distributed in accordance with the initial distribution number (IDN) 381168 requirements for TM 9-2355-106-23P.

THE METRIC SYSTEM AND EQUIVALENTS

LINEAR MEASURE

1 centimeter (cm) = 10 millimeters (mm) = 0.3937 inches (in.)
 1 meter (m) = 100 cm = 1 000 mm = 39.37 in.
 1 kilometer (km) = 1 000 m = 0.621 miles (mi)

MASS/WEIGHT

1 gram (g) = 0.001 kilogram (kg) = 1 000 milligrams (mg)
 1 kg = 1 000 g = 2.2 pounds (lb)
 1 metric tonne (t) = 1 000 kg = 1.1 short tons

LIQUID MEASURE

1 milliliter (ml) = 0.001 liter (l) = 0.0338 fluid ounces (fl oz)
 1 l = 1 000 ml = 33.82 fl oz

SQUARE MEASURE

1 square (sq) cm = 100 sq mm = 0.155 sq in.
 1 sq m = 10 000 sq cm = 10.76 sq feet (ft)
 1 sq km = 1 000 000 sq m = 0.386 sq mi

CUBIC MEASURE

1 cubic (cu) cm = 1 000 cu mm = 0.06 cu in.
 1 cu m = 1 000 000 cu cm = 35.31 cu ft

TEMPERATURE

32° Fahrenheit (F) = 0° Celsius (C)
 90° F = 32.2° C
 212° F = 100° C
 (5/9 of °F) less 32 = °C
 (9/5 of °C) plus 32 = °F

APPROXIMATE CONVERSION FACTORS

TO CHANGE

Inches
 Feet
 Yards
 Miles
 Square Inches
 Square Feet
 Square Yards
 Square Miles
 Acres
 Cubic Feet
 Cubic Yards
 Fluid Ounces
 Pints
 Quarts
 Gallons
 Ounces
 Pounds
 Short Tons
 Pounds-Force Feet
 Pounds-Force Per Square Inch
 Miles Per Gallon
 Miles Per Hour

TO

Centimeters 2.540
 Meters 0.305
 Meters 0.914
 Kilometers 1.609
 Square Centimeters 6.451
 Square Meters 0.093
 Square Meters 0.836
 Square Kilometers 2.590
 Square Hectometers (Hectares) 0.405
 Cubic Meters 0.028
 Cubic Meters 0.765
 Milliliters 29.573
 Liters 0.473
 Liters 0.946
 Liters 3.785
 Grams 28.349
 Kilograms 0.454
 Metric Tonnes 0.907
 Newton-meters 1.356
 Kilopascals 6.895
 Kilometers Per Liter 0.425
 Kilometers Per Hour 1.609

MULTIPLY BY

TO CHANGE

Centimeters
 Meters
 Meters
 Kilometers
 Square Centimeters
 Square Meters
 Square Meters
 Square Kilometers
 Square Hectometers (Hectares)
 Cubic Meters
 Cubic Meters
 Milliliters
 Liters
 Liters
 Liters
 Grams
 Kilograms
 Metric Tonnes
 Newton-meters
 Kilopascals
 Kilometers Per Liter
 Kilometers Per Hour

TO

Inches 0.394
 Feet 3.280
 Yards 1.094
 Miles 0.621
 Square Inches 0.155
 Square Feet 10.764
 Square Yards 1.196
 Square Miles 0.386
 Acres 2.471
 Cubic Feet 35.315
 Cubic Yards 1.308
 Fluid Ounces 0.034
 Pints 2.113
 Quarts 1.057
 Gallons 0.264
 Ounces 0.035
 Pounds 2.205
 Short Tons 1.102
 Pounds-Force Feet 0.738
 Pounds-Force Per Square Inch 0.145
 Miles Per Gallon 2.354
 Miles Per Hour 0.621

MULTIPLY BY

